



HELLENIC REPUBLIC

HELLENIC STATISTICAL AUTHORITY

Piraeus, 25 October 2019

PRESS RELEASE

SURVEY ON PHYSIOTHERAPISTS, 2018

The Hellenic Statistical Authority (ELSTAT) announces data on physiotherapists for the year 2018, on the basis of the annual survey on physiotherapists. The data derived from the Pan-Hellenic Association of Physiotherapists of Greece, on the basis of its registered members.

According to the aforementioned data, the number of physiotherapists during 2018 was 8,506 compared to 8,048 in 2017, presenting an increase of 5.7% (Table 1, Graph 1). The biggest increase, in absolute values, is observed in the region of Attiki from 3,652 to 3,820 and in the region of Kentriki Makedonia from 1,400 to 1,506. It should be noted that the number of physiotherapists in Greece during the previous years and more specifically from 2013 till 2018 has constantly been increasing, i.e. from 6,629 physiotherapists in 2013 to 8,506 in 2018, which corresponds to a relative increase of 28.3 %.

In addition, the indicator of physiotherapists per 10,000 residents in 2018 is 7.9 (Table 1). It presents the highest values in the regions of Attiki (10.2) and Kentriki Makedonia (8.0), while the lowest value appears in Notio Aigaio (4.3).

Table 1. Physiotherapists, by region (NUTS 2), 2013-2018

REGIONS	2013	2014	2015	2016	2017	2018	change % 2018/2017	Per 10,000 residents	Percentage Distribution 2018
Attiki	3,065	3,087	3,284	3,455	3,652	3,820	4.6	10.2	44.9
Voreio Aigaio	92	99	107	113	124	130	4.8	6.2	1.5
Notio Aigaio	117	124	126	132	140	146	4.3	4.3	1.7
Kriti	297	314	327	333	364	390	7.1	6.2	4.6
Anatoliki Makedonia & Thraki	347	345	359	376	403	420	4.2	7.0	4.9
Kentriki Makedonia	1,115	1,168	1,249	1,313	1,400	1,506	7.6	8.0	17.7
Dytiki Makedonia	118	123	133	140	152	157	3.3	5.8	1.8
Ipeiros	141	147	151	154	174	182	4.6	5.4	2.1
Thessalia	336	361	379	410	437	477	9.2	6.6	5.6
Ionia Nisia	125	126	134	142	147	158	7.5	7.7	1.9
Dytiki Ellada	348	359	386	395	432	458	6.0	6.9	5.4
Stereia Ellada	258	264	278	289	296	319	7.8	5.7	3.8
Peloponnisos	270	283	300	319	327	343	4.9	5.9	4.0
Total	6,629	6,800	7,213	7,571	8,048	8,506	5.7	7.9	100.0

Information on methodological issues:

Division of Sectoral Statistics

Section of Health and Social Protection Statistics

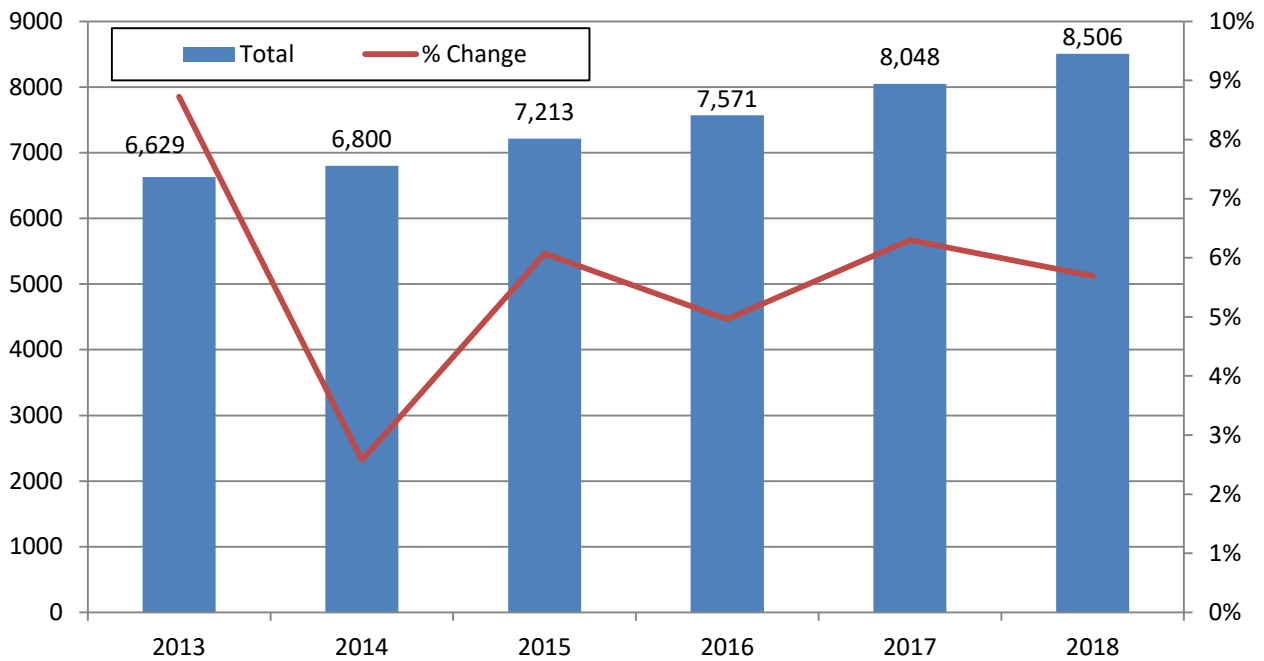
Head of the Section: Kostas Giasafakis

Tel: +30 213 1352136

Fax: +30 213 1352763

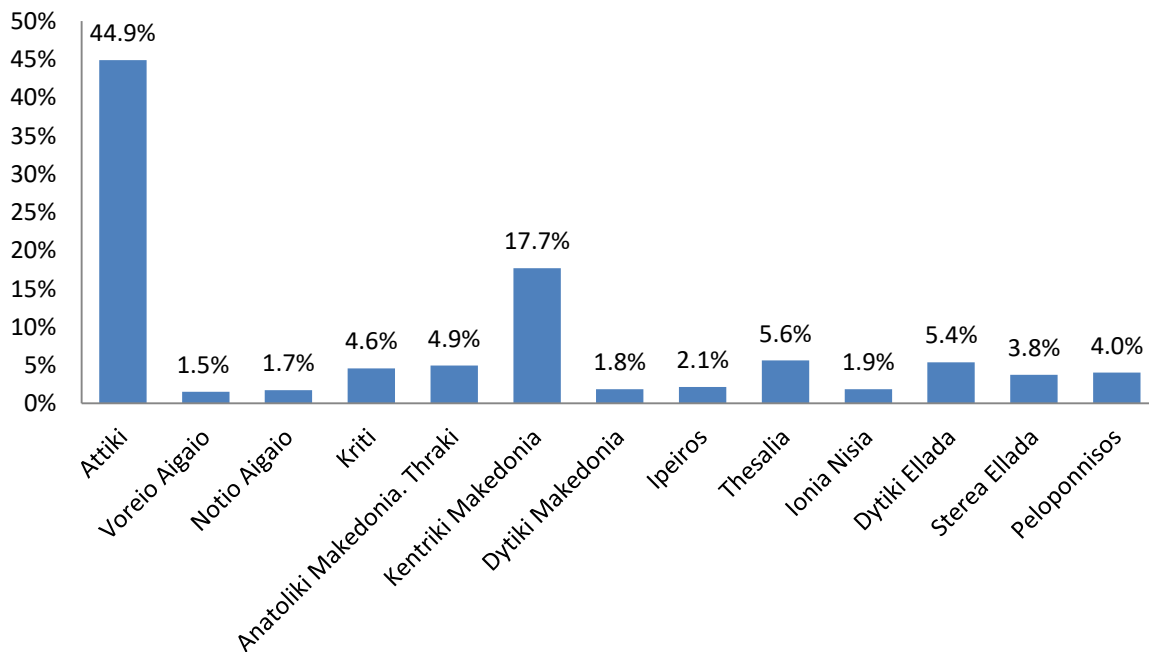
e-mail: social_stat@statistics.gr

Graph 1. Number of physiotherapists, 2013-2018



The majority of physiotherapists in Greece are located in the Region of Attiki (44.9%), hence half of the country's total number of physiotherapists, followed by the Regions of Kentriki Makedonia (17.7%), Thessalia (5.6%) and Dytiki Ellada (5.4%). The percentage distribution of physiotherapists in all other Regions is lower than 5.0%, with lowest in island Greece (Voreio Aigaio, Notio Aigaio, Ionia Nisia) and Dytiki Makedonia (Table 1, Graph 2).

Graph 2. Percentage distribution of physiotherapists by region, 2018



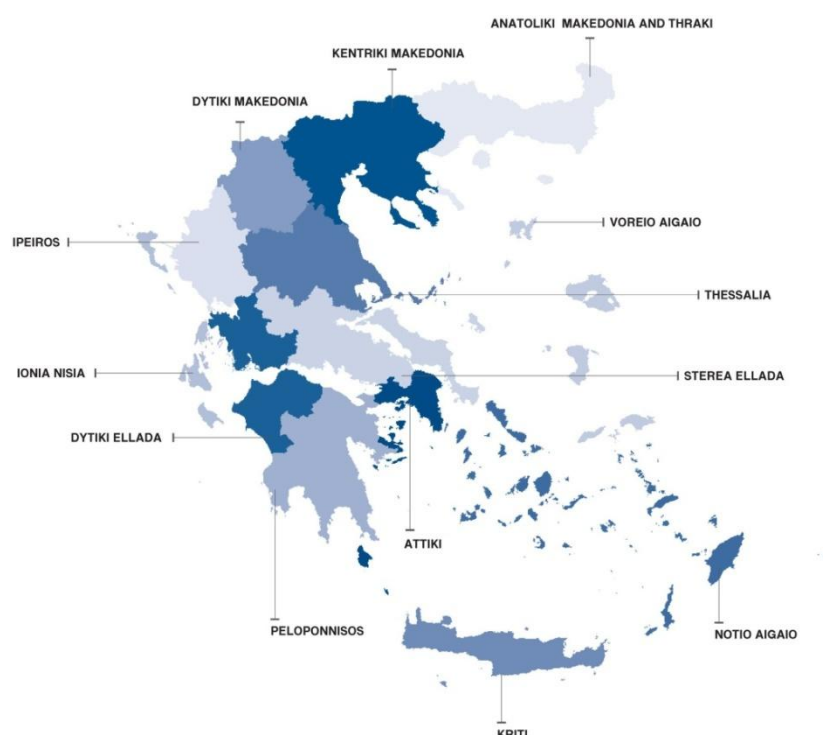
EXPLANATORY NOTES

Survey on physiotherapists The survey is conducted since 2004 and the data are collected from the Pan-Hellenic Association of Physiotherapists of Greece on the basis of its registered members with license to act on the 31st December of the reference year. The survey on physiotherapists is an exhaustive survey conducted on a yearly basis. The data are presented at country level and at regional level, with the aim to cover national needs in statistical information.

Reference period Year 2018

Coverage Country coverage, Region (NUTS 2).

Map of the 13 Regions (NUTS level 2) of Greece



References More information on the Survey on Physiotherapists can be found on the following link on the website of ELSTAT:
<http://www.statistics.gr/en/statistics/-/publication/SHE21/->