



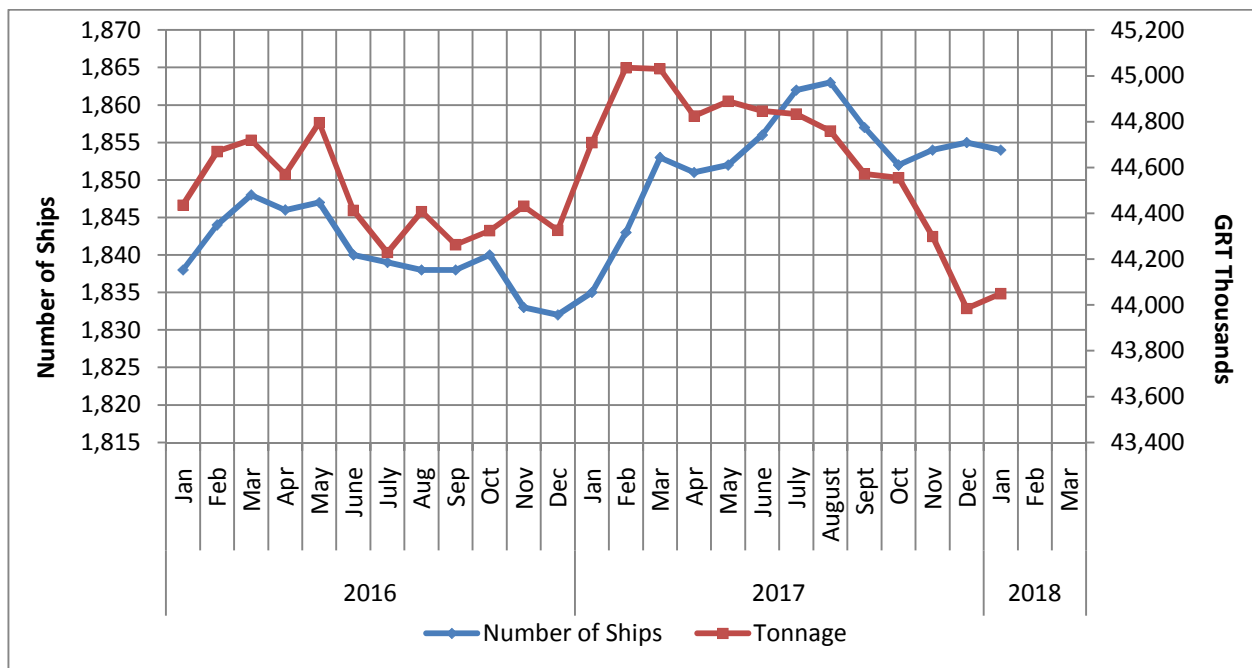
PRESS RELEASE

GREEK MERCHANT FLEET: January 2018 (Provisional data)

The Hellenic Statistical Authority (ELSTAT) announces data on the Greek Merchant Fleet (for vessels of 100 GRT¹) for January 2018. Particularly:

- The Greek Merchant Fleet increased by 1.1% in January 2018 compared with January 2017. A decrease of 0.3% was recorded in January 2017 compared with January 2016 (Table 1).
- The gross tonnage of the Greek Merchant Fleet, for vessels of 100 GRT and over, recorded a decrease of 1.5% in January 2018 compared with January 2017. An increase of 0.6% was observed in January 2017 compared with January 2016 (Table 1).

Graph 1: Greek Merchant ships of 100 GRT and over: January 2016 – January 2018



Information:

Division of Statistics on Trade and Services

Section of Shipping Statistics

Papandreou Konstantinos

Tel : +30 213 135 2187

Fax: +30 213 135 2398

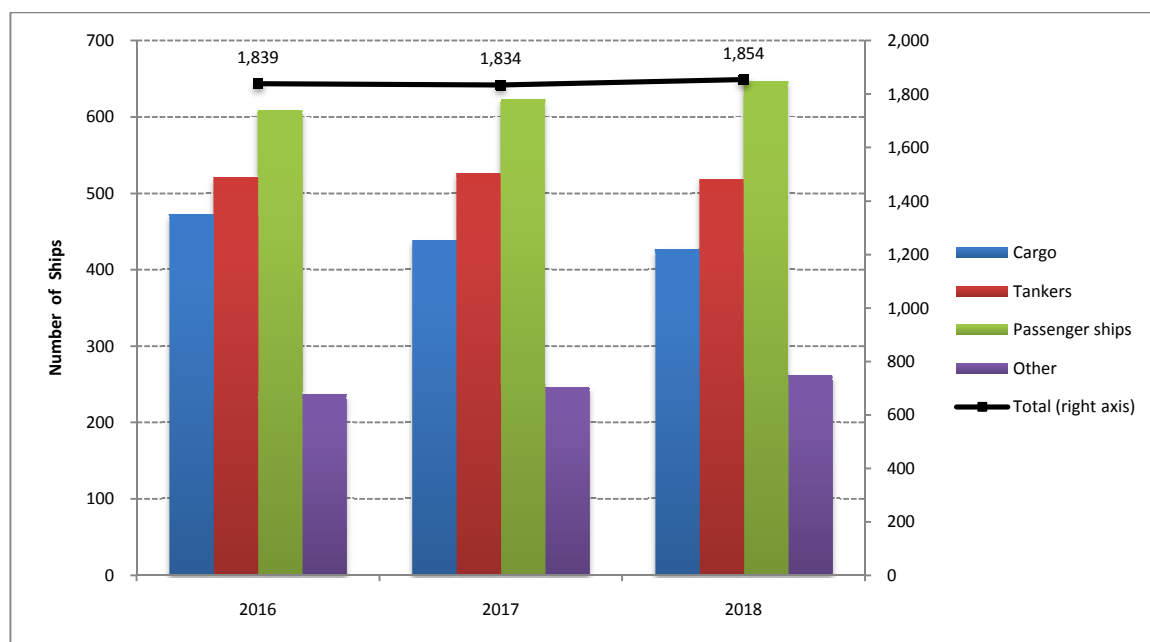
email: k.papandreou@statistics.gr

¹ GRT: Gross Tonnage

**Table 1. Number and tonnage of Greek Merchant ships of 100 GRT and over, by types of ships.
January 2016 –2018**

January										
Types of ships	2016		2017		Change % 2017/2016		2018		Change % 2018/2017	
	Number of Ships	Tonnage (GRT)	Number of Ships	Tonnage (GRT)	Number of Ships	Tonnage (GRT)	Number of Ships	Tonnage (GRT)	Number of Ships	Tonnage (GRT)
Cargo	472	15,242,029	438	13,875,874	-7.2%	-9.0%	427	13,320,602	-2.5%	-4.0%
Tankers	521	27,796,747	527	29,401,685	1.2%	5.8%	519	29,274,438	-1.5%	-0.4%
Passenger ships	609	1,350,253	623	1,344,382	2.3%	-0.4%	647	1,362,284	3.9%	1.3%
Other	237	69,942	246	86,131	3.8%	23.1%	261	92,043	6.1%	6.9%
Total:	1,839	44,458,971	1,834	44,708,072	-0.3%	0.6%	1,854	44,049,367	1.1%	-1.5%

**Graph 2a: Number of Greek Merchant ships of 100 GRT and over, by types of ships.
January 2016 –2018**



**Graph 2b: Tonnage of Greek Merchant Ships of 100 GRT and over, by types of ships.
January 2016 –2018**

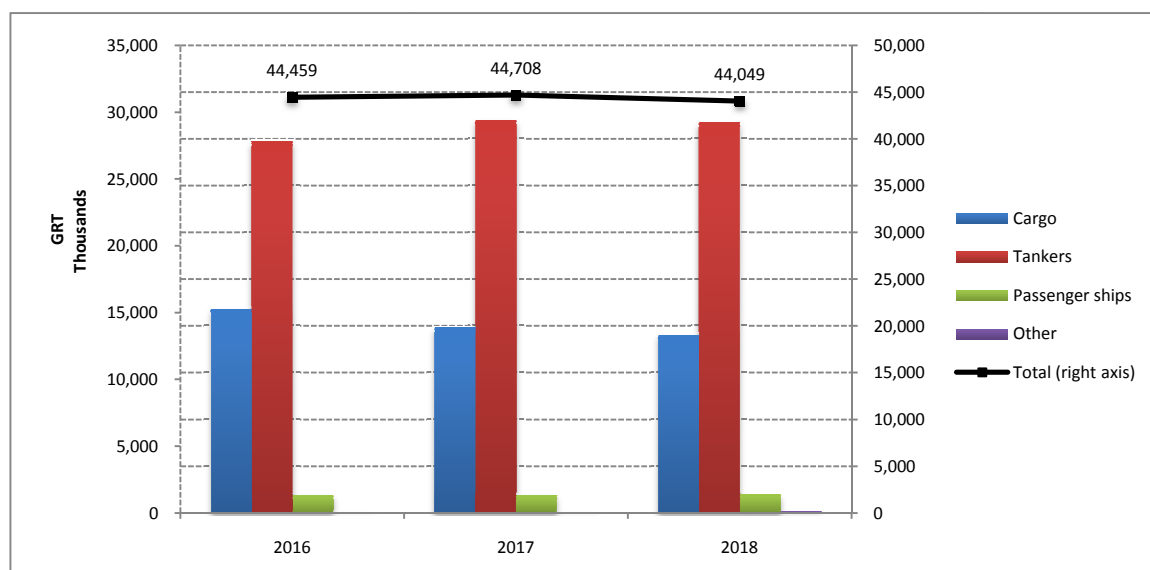
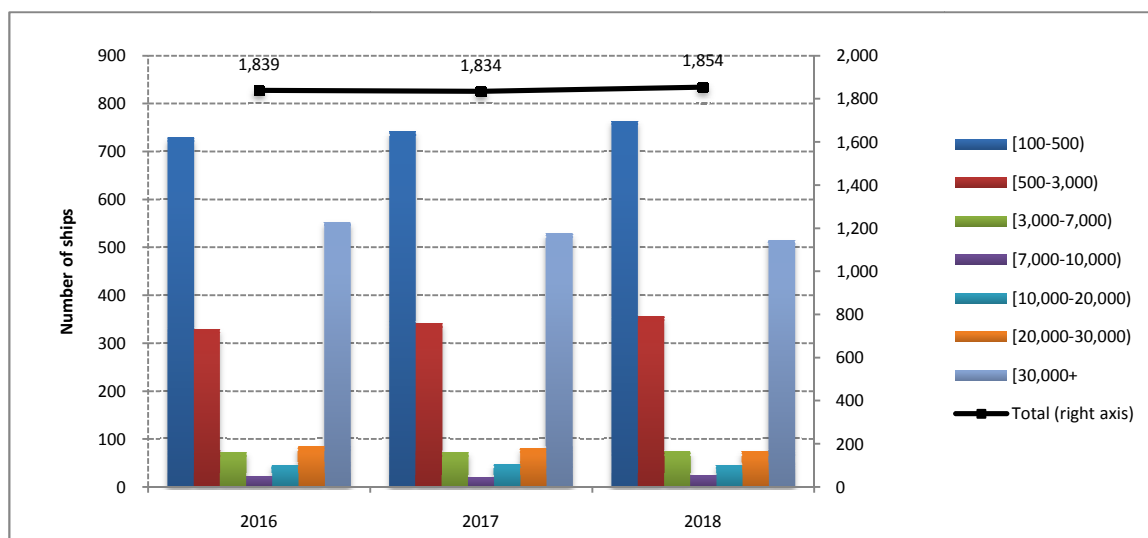


Table 2. Distribution of the Greek Merchant ships of 100 GRT and over, by tonnage groups. January 2016 –2018

January										
Tonnage Groups	2016		2017		Change % 2017/2016		2018		Change % 2018/2017	
	Number of Ships	Tonnage (GRT)	Number of Ships	Tonnage (GRT)	Number of Ships	Tonnage (GRT)	Number of Ships	Tonnage (GRT)	Number of Ships	Tonnage (GRT)
[100-500)	729	186,028	743	188,607	1.9%	1.4%	764	193,255	2.8%	2.5%
[500-3.000)	330	408,842	342	424,436	3.6%	3.8%	355	438,722	3.8%	3.4%
[3.000-7.000)	73	326,464	72	318,921	-1.4%	-2.3%	75	332,964	4.2%	4.4%
[7.000-10.000)	23	195,134	20	169,974	-13.0%	-12.9%	24	204,176	20.0%	20.1%
[10.000-20.000)	46	689,039	48	706,913	4.3%	2.6%	46	680,067	-4.2%	-3.8%
[20.000-30.000)	85	2,280,099	80	2,135,631	-5.9%	-6.3%	75	1,987,912	-6.3%	-6.9%
[30.000+	553	40,373,365	529	40,763,590	-4.3%	1.0%	515	40,212,271	-2.6%	-1.4%
Total:	1,839	44,458,971	1,834	44,708,072	-0.3%	0.6%	1,854	44,049,367	1.1%	-1.5%

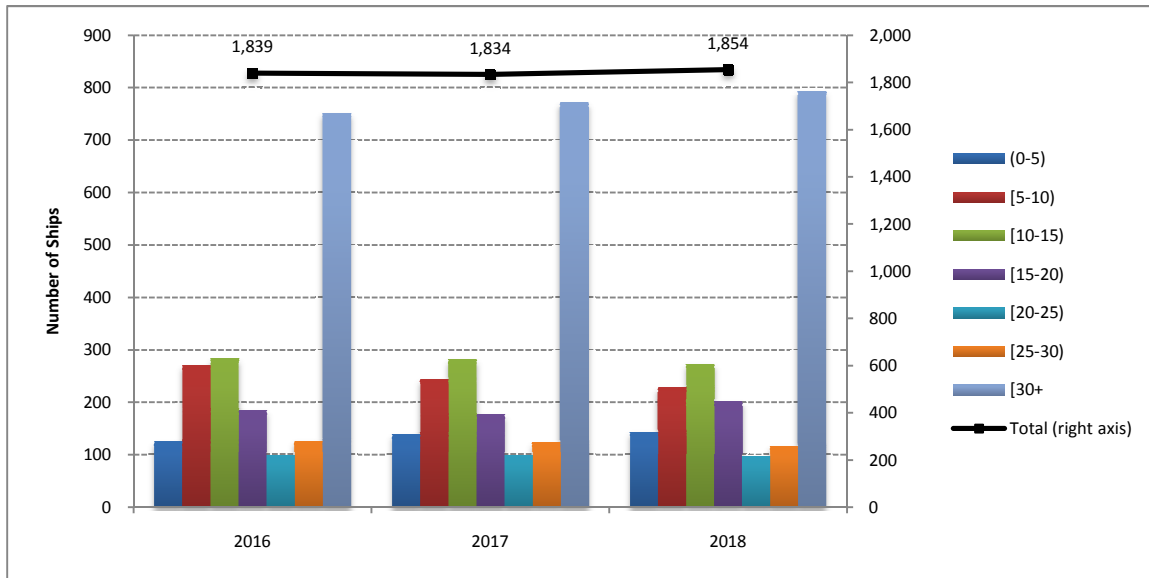
Graph 3: Distribution of Greek Merchant ships of 100 GRT and over, by tonnage groups. January 2016 – 2018



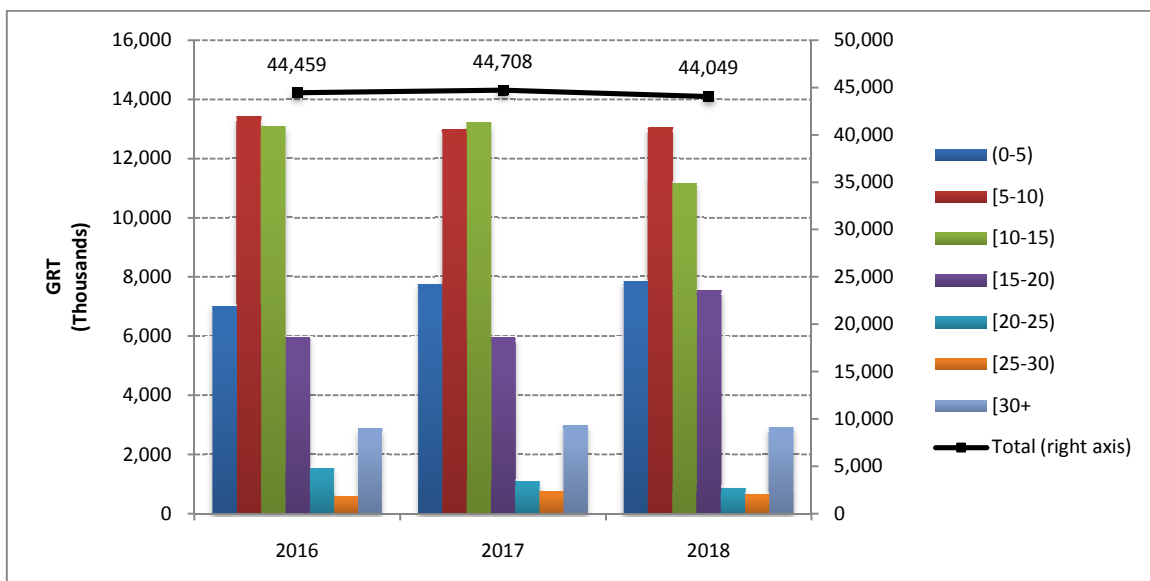
**Table 3. Distribution of Greek Merchant ships of 100 GRT and over, by age groups.
January 2016 – 2018**

January										
Age Groups	2016		2017		Change % 2017/2016		2018		Change % 2018/2017	
	Number of Ships	Tonnage (GRT)	Number of Ships	Tonnage (GRT)	Number of Ships	Tonnage (GRT)	Number of Ships	Tonnage (GRT)	Number of Ships	Tonnage (GRT)
(0-5)	125	7,012,400	139	7,756,722	11.2%	10.6%	143	7,841,136	2.9%	1.1%
[5-10)	271	13,415,874	244	12,996,689	-10.0%	-3.1%	228	13,046,167	-6.6%	0.4%
[10-15)	283	13,079,380	281	13,210,019	-0.7%	1.0%	273	11,153,186	-2.8%	-15.6%
[15-20)	184	5,958,801	177	5,937,807	-3.8%	-0.4%	202	7,556,626	14.1%	27.3%
[20-25)	99	1,530,871	99	1,090,698	0.0%	-28.8%	97	867,896	-2.0%	-20.4%
[25-30)	126	587,757	123	737,930	-2.4%	25.6%	117	656,286	-4.9%	-11.1%
[30+)	751	2,873,888	771	2,978,207	2.7%	3.6%	794	2,928,070	3.0%	-1.7%
Total:	1,839	44,458,971	1,834	44,708,072	-0.3%	0.6%	1,854	44,049,367	1.1%	-1.5%

**Graph 4a: Distribution of Greek Merchant ships 100 GRT and over, by age groups.
January 2016 – 2018**



**Graph 4b: Tonnage of Greek Merchant ships of 100 GRT and over, by age groups.
January 2016 – 2018**



METHODOLOGICAL NOTES

Greek Merchant Fleet Survey	The Survey on the Greek Merchant Fleet is conducted on a monthly basis since 1964 without any major methodological changes ever since. The purpose of the survey is to fully record statistical data on the number and basic characteristics of the Greek merchant ships, thus depicting the evolution over the course of time of the Greek merchant fleet.
Legal Framework	The survey is conducted in compliance with the joint Ministerial Decision (No 6792/G-81/11-4-97), signed by the Minister of National Economy and the Minister of Mercantile Marine.
Reference Period	The results of the survey refer to the end of January 2018.
Coverage	The survey covers all domestic Port Authorities, as well as Greek Consular Port Authorities abroad, which keep ship registers. These Authorities have to send a report on a monthly basis to the Hellenic Statistical Authority (ELSTAT) pertaining to the changes in the Greek merchant ships registered in their ship registers.
Definitions	<p>Merchant ship: Seagoing self-propelled vessel, at least of 10 GRT, designed for the carriage of goods, transport of passengers, for fishing, towing or specially fitted out for other commercial maritime activities.</p> <p>Greek merchant fleet: The total number of the merchant ships registered in Greece, which belong to natural or legal persons residing on the Greek territory. The Greek flag carried by these ships means that all their maritime activities (subsidies for ship building, cargo limitations and other tax provisions) are governed by commercial and economic rules which are laid down by the respective Greek authorities.</p> <p>Gross Register Tonnage (GRT): Refers to the spaces within the hull and of the enclosed spaces above the deck which are available for carrying goods, food, passengers and crew, GRT is equal to the volume of 100 cubic feet or 2.83 m³.</p> <p>Net Register Tonnage (NRT): It is derived from the gross tonnage by deducting allowances in respect of spaces used for the crew, navigating and propelling machinery, fuel and water ballasts, and other spaces not used for passengers or cargo.</p> <p>Age of ship: indicated by the year of original construction of the hull or that of the hull containing the engine room.</p>
Methodology	<p>It is an exhaustive survey conducted by all domestic Port Authorities and Greek Consular Port Authorities abroad, which report to ELSTAT, on a monthly basis, on changes in the ships pertaining to: a) new registrations of ships in the ship registers, b) change in the name of a ship, c) change of ownership, d) transfers to or from a different port, e) deletion of a ship from a ship a register, f) final measurement – remeasurement of ships, g) replacement of the ship's engine.</p> <p>All these data, after being dully processed, are used to update, through a specially designed software application, the Official Register of Greek Merchant Ships. This Register is used for the production of monthly and annual statistical results.</p>
References	Further information (tables, charts) concerning the Survey on the Greek Merchant Fleet can be found on the webpage of ELSTAT (www.statistics.gr), under the link: << Industry. Trade. Services. Transport > Transport >Shipping > Greek Merchant Fleet of 100 GRT and over>>