



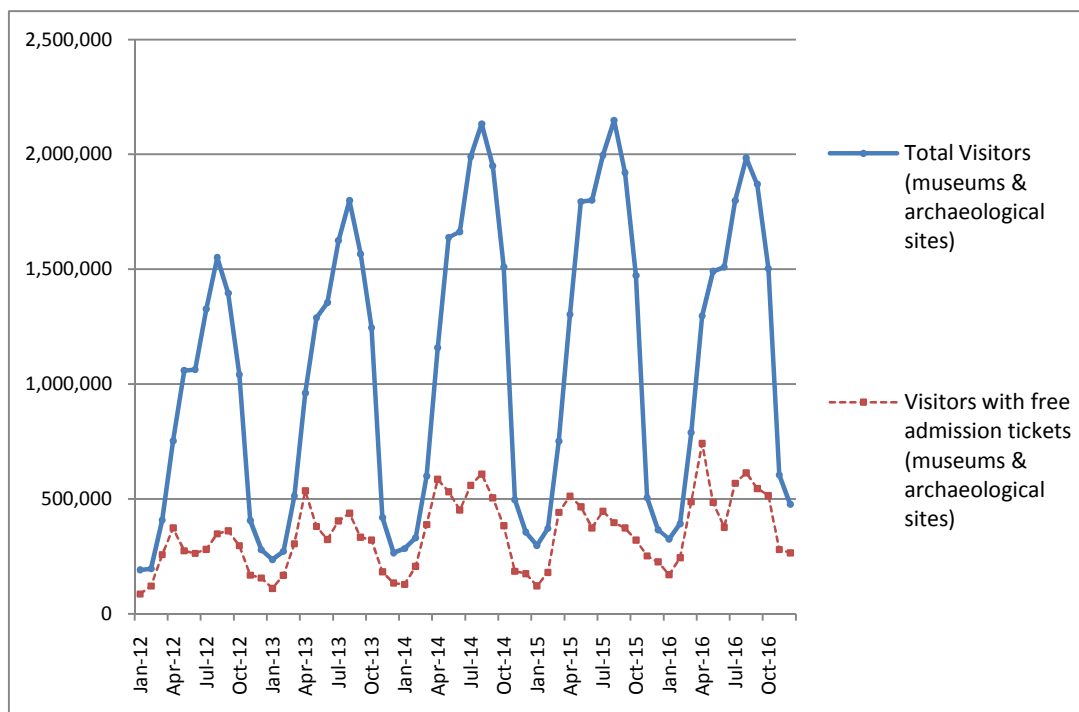
PRESS RELEASE

SURVEY ON MUSEUMS AND ARCHAEOLOGICAL SITES ATTENDANCE DECEMBER 2016

The Hellenic Statistical Authority (ELSTAT) announces the results of the *Survey on Museums and Archaeological Sites Attendance* for December 2016. More specifically:

- In December 2016 compared with the corresponding month of 2015, Museums experienced a 32.1% increase in the number of visitors and a 23.2% increase in the number of free admission visitors as well as a 31.3% increase in their receipts (Table 1).
- In December 2016 compared with the corresponding month of 2015, the number of visitors at Archaeological sites recorded an increase of 28.7%, while an increase of 12.0% was observed in the number of free admission visitors and a 59.9% increase in the corresponding receipts (Table 1).
- During the twelve-month period from January to December 2016, an increase of 1.6% was observed in the number of visitors of Museums, while an increase of 34.5% was recorded in the number of free admission visitors and a 8.6% increase in the relevant receipts, in comparison with the corresponding period of 2015 (Table 2).
- As regards Archaeological sites, during the twelve-month period from January to December 2016, a decrease of 7.3% was recorded in the number of visitors, while a 21.9% increase was observed in the number of free admission visitors and a 67.0% increase in the relevant receipts, in comparison with the corresponding period of 2015 (Table 2).

Graph 1: Visitors of Museums and Archaeological sites (Jan 2012 – Dec 2016)



Information:

Social Statistics Division

Section of Culture and Sports statistics,

Argyro Pateraki (Tel: +30 213 1352129, e-mail: ar.pateraki@statistics.gr)

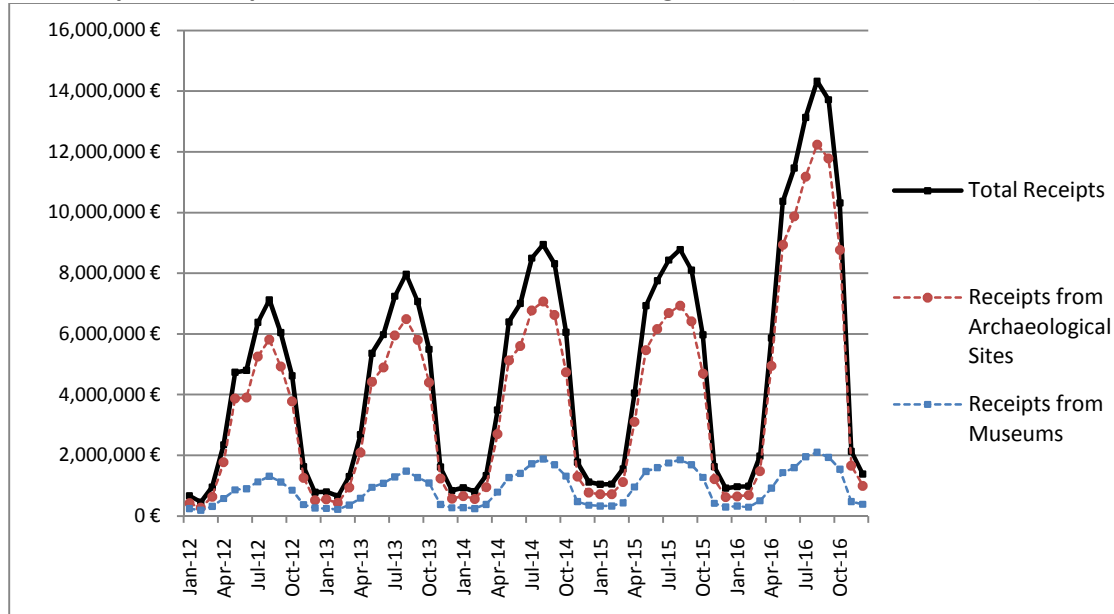
**TABLE 1: VISITORS OF MUSEUMS AND ARCHAEOLOGICAL SITES - TOTAL RECEIPTS
(DECEMBER 2015 & DECEMBER 2016)**

I. VISITORS			
Museums and Archaeological sites	2015	2016	Change 2016/2015
Total number of visitors (A+B)	365,615	476,411	30.3%
A. Museums (C+E)	174,644	230,708	32.1%
Acropolis Museum	67,285	72,101	7.2%
National Archaeological	17,849	27,486	54.0%
Ancient Olympia	2,297	2,773	20.7%
Palace of the Grand Master (Rhodes)	1,391	2,170	56.0%
Herakleion Archaeological (Crete)	1,706	5,342	213.1%
Rhodes	430	909	111.4%
Delphi	5,491	6,060	10.4%
Other museums	78,195	113,867	45.6%
B. Archaeological Sites (D+F)	190,971	245,703	28.7%
Epidavros ⁽¹⁾	6,046	8,496	40.5%
The Acropolis of Mycenae & Atreus' Treasure	7,460	7,856	5.3%
The Acropolis of Athens	54,926	61,142	11.3%
Sounio	5,096	6,951	36.4%
The Acropolis of Lindos	756	763	0.9%
Kameiros (Rhodes)	197	110	-44.2%
Ancient Olympia	4,179	5,967	42.8%
Knossos (Crete)	7,722	5,165	-33.1%
Phaistos (Crete)	294	376	27.9%
Ancient Korinthos ⁽¹⁾	1,964	3,227	64.3%
Mystras ⁽¹⁾	1,583	1,924	21.5%
Delphi	7,044	8,510	20.8%
Other archaeological sites	93,704	135,216	44.3%
II. VISITORS WHO PAID TICKET			
	2015	2016	Change 2016/2015
Total number of visitors who paid ticket (C+D)	139,981	211,067	50.8%
C. Museums	61,947	91,872	48.3%
D. Archaeological sites	78,034	119,195	52.7%
III. VISITORS WITH FREE ADMISSION TICKETS			
	2015	2016	Change 2016/2015
Total number of visitors with free admission ticket (E+F)	225,634	265,344	17.6%
E. Museums	112,697	138,836	23.2%
F. Archaeological sites	112,937	126,508	12.0%
IV. RECEIPTS (euros)			
	2015	2016	Change 2016/2015
Total Receipts (G+H)	915,530.00	1,379,930.00	50.7%
G. Museums	293,368.00	385,269.00	31.3%
H. Archaeological sites	622,162.00	994,661.00	59.9%

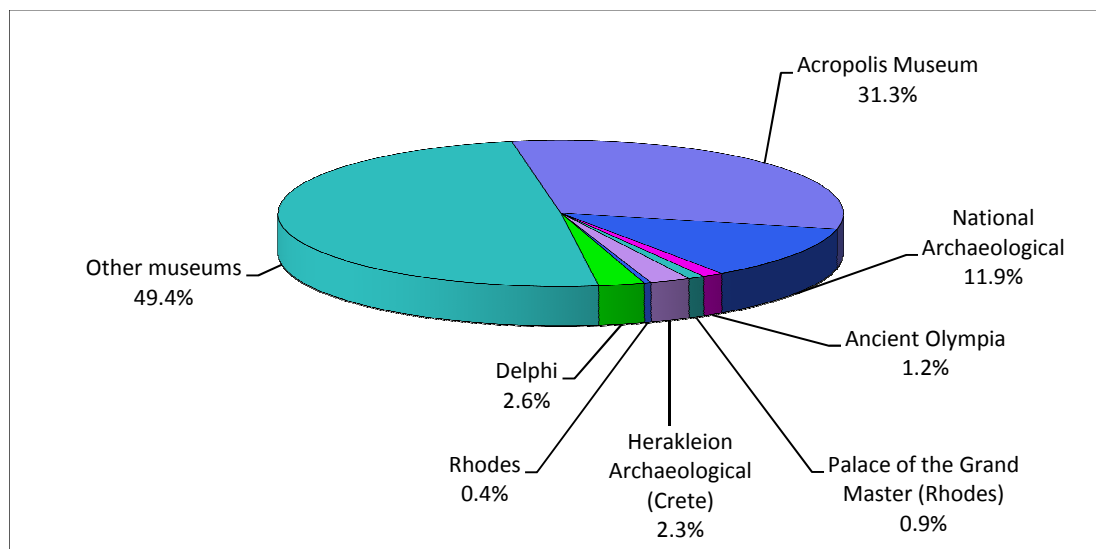
⁽¹⁾ Flat rate ticket, valid both for the museum and the archaeological site.

The following graphs depict the evolution of the receipts (Graph 2), as well as the number of visitors by Museum and Archaeological Site (Graphs 3 and 4, respectively).

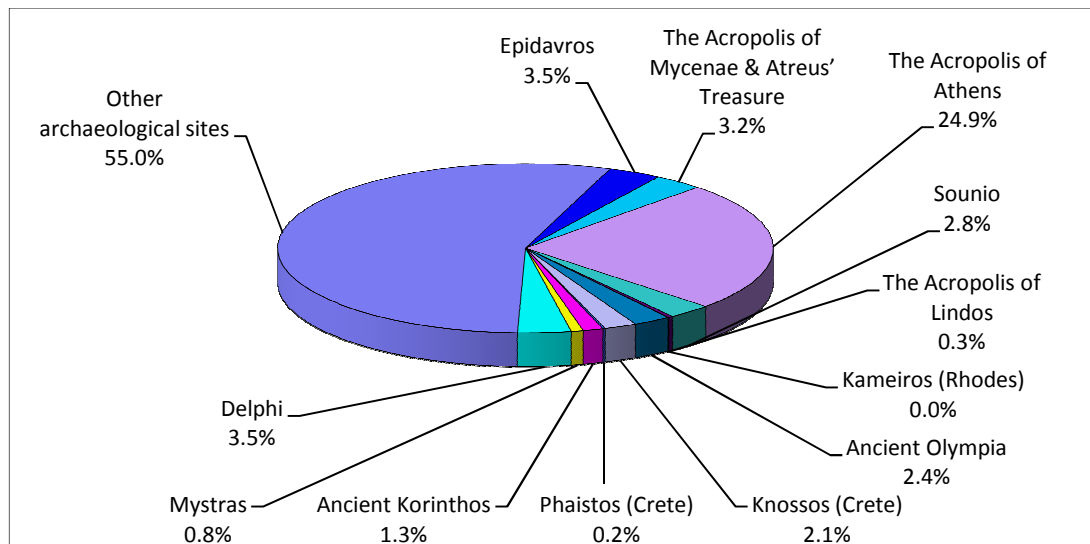
Graph 2: Receipts from Museums and Archaeological Sites (Jan 2012 - Dec 2016)



Graph 3: Percentage distribution of Visitors by Museum, December 2016



Graph 4: Percentage distribution of Visitors by Archaeological site, December 2016



**TABLE 2: VISITORS OF MUSEUMS AND ARCHAEOLOGICAL SITES - TOTAL RECEIPTS
(2014, 2015, AND JANUARY- DECEMBER 2015 & 2016)**

I. VISITORS					
Museums and Archaeological sites	2014	2015	JANUARY- DECEMBER		change
			2015	2016	2016/2015
Total number of visitors (A+B)	14,107,303	14,725,895	14,725,895	14,040,961	-4.7%
A. Museums (C+E)	4,154,142	4,405,842	4,405,842	4,476,288	1.6%
Acropolis Museum	1,377,409	1,510,615	1,510,615	1,406,096	-6.9%
National Archaeological	459,115	476,754	476,754	447,093	-6.2%
Ancient Olympia	134,976	135,972	135,972	124,136	-8.7%
Palace of the Grand Master (Rhodes)	258,906	251,091	251,091	237,361	-5.5%
Herakleion Archaeological (Crete)	198,942	201,657	201,657	355,237	76.2%
Rhodes	79,878	87,824	87,824	71,623	-18.4%
Delphi	190,314	205,369	205,369	166,091	-19.1%
Other museums	1,454,602	1,536,560	1,536,560	1,668,651	8.6%
B. Archaeological Sites (D+F)	9,953,161	10,320,053	10,320,053	9,564,673	-7.3%
Epidavros ⁽¹⁾	416,323	443,565	443,565	375,437	-15.4%
The Acropolis of Mycenae & Atreus' Treasure	377,336	402,565	402,565	342,854	-14.8%
The Acropolis of Athens	1,563,434	2,043,868	2,043,868	1,807,580	-11.6%
Sounio	203,269	236,285	236,285	222,800	-5.7%
The Acropolis of Lindos	630,042	580,875	580,875	421,070	-27.5%
Kameiros (Rhodes)	177,859	152,204	152,204	111,799	-26.5%
Ancient Olympia	464,990	439,836	439,836	423,424	-3.7%
Knossos (Crete)	670,499	632,288	632,288	611,455	-3.3%
Phaistos (Crete)	105,643	94,689	94,689	77,071	-18.6%
Ancient Korinthos ⁽¹⁾	161,819	141,490	141,490	153,307	8.4%
Mystras ⁽¹⁾	113,815	117,010	117,010	114,293	-2.3%
Delphi	293,944	319,754	319,754	290,705	-9.1%
Other archaeological sites	4,774,188	4,715,624	4,715,624	4,612,878	-2.2%
II. VISITORS WHO PAID TICKET					
	2014	2015	JANUARY- DECEMBER		change
			2015	2016	2016/2015
Total number of visitors who paid ticket (C+D)	9,389,965	10,544,249	10,544,249	8,749,957	-17.0%
C. Museums	2,438,365	2,867,641	2,867,641	2,406,665	-16.1%
D. Archaeological sites	6,951,600	7,676,608	7,676,608	6,343,292	-17.4%
III. VISITORS WITH FREE ADMISSION TICKETS					
	2014	2015	JANUARY- DECEMBER		change
			2015	2016	2016/2015
Total number of visitors with free admission ticket (E+F)	4,717,338	4,181,646	4,181,646	5,291,004	26.5%
E. Museums	1,715,777	1,538,201	1,538,201	2,069,623	34.5%
F. Archaeological sites	3,001,561	2,643,445	2,643,445	3,221,381	21.9%
IV. RECEIPTS (euros)					
	2014	2015	JANUARY- DECEMBER		change
			2015	2016	2016/2015
Total Receipts (G+H)	54,663,545.00	56,224,962.00	56,224,962.00	86,647,638.00	54.1%
G. Museums	11,793,726.00	12,385,213.00	12,385,213.00	13,448,464.00	8.6%
H. Archaeological sites	42,869,819.00	43,839,749.00	43,839,749.00	73,199,174.00	67.0%

EXPLANATORY NOTES

Survey on Museums and Archaeological Sites Attendance	The Survey on Museums and Archaeological Sites Attendance has been producing results since 1970. The survey collects data from the Archaeological Receipts Fund (ARF) of the Ministry of Culture and Sports concerning the number of visitors and the receipts from the tickets sold in the Museums and Archaeological sites of the country. The corresponding data for the Acropolis Museum are available from December 2009 onwards.
Legal Framework	The survey is conducted since 1970 on a regular basis and it produces results on a monthly and yearly basis, in compliance with the Joint Ministerial Decision 15189/B379/73.
Reference Period	1/12/2016 to 30/12/2016.
Methodology and Definitions	The Survey is conducted on a monthly basis from data collected from the Archaeological Receipts Fund (ARF) of the Ministry of Culture and Sports concerning on the number of visitors and the receipts from the tickets sold in the Museums and Archaeological sites of the country. ELSTAT tabulates the data on Museums and the Archaeological sites for the whole of the Country, by month and by year.

Information on ticket payment

- From January 2002 onwards, the number of Museums' visitors includes both the visitors who have bought a ticket and the visitors with free admission ticket. From 16-06-1996 onwards, the Museums and the Archaeological sites all over Greece have a paid admission for all the visitors, Greeks and foreigners, all over the year, except in the following days, which are free admission days:
- National Holidays (25th of March and 28th of October)
- The first Sunday every month during the five month period from 1 November to 31 March
- The 6th of March (in memory of Melina Merkouri)
- The 18th of April (International Monuments Day)
- The 18th of May (International Museums Day)
- The 5th of June (International Environment Day)
- The last weekend of September, annually (European Heritage Days)

Free admission tickets

The admission to Museums and Archaeological site is free for:

- Young people from EU-countries aged under 18 years, with current identification card to confirm their age,
- Students of Universities and of Higher and Technical Education Institutions or equivalent institutions of EU-countries, as well as of Tour Guide Training Institutes, with valid student identification card or International Student Identity Card (ISIC)
- Employees of the Hellenic Ministry of Culture, with valid professional identity card
- ICOM and ICOMOS cardholders
- Tour Guides with their current working identification card from the Ministry of Development
- Teachers accompanying pupils and students on primary, secondary and tertiary education institution tours
- Journalists with valid journalists' identification card
- Members of Associations and Societies of Friends of Museums and Archaeological Sites
- Official guests of the Greek Government, after relevant approval
- Escorts of blind persons and persons with disabilities
- Free admission cardholders
- Holders of the Culture Card

Number of flat rate tickets

From April 1999 onwards, in some museums and the nearby archaeological sites, in addition to the ordinary ticket, a new "flat rate ticket" was established, which is valid for both the museum and the nearby archaeological site. The total number of these flat rate tickets for **December 2016** was **7,822**.

References	More information on the Survey on Museums and Archaeological Sites Attendance and detailed time series are available on: http://www.statistics.gr/en/statistics/-/publication/SCI21/
-------------------	--