



## PRESS RELEASE

### ISSUING OF MOTOR VEHICLE LICENSES: JUNE 2017

The Hellenic Statistical Authority announces that in June 2017, 15,945 road motor cars (both new and used from abroad) were put into circulation for the first time, recording a 28.2% increase compared with the corresponding month of 2016 when the number of road motor cars was 12,434. In June 2016, a 2.5% decrease had been observed in comparison with the corresponding month of 2015 (Table1, Charts 1,2,3,5). A total number of 10,809 new cars were put into circulation in June 2017 compared with 9,583 in June 2016, recording a 12.8% increase.

The new motorcycles (over 50cc) that were put into circulation for the first time in June 2017 amounted to 4,236, against 5,387 in 2016, thus recording a 21.4% decrease. In June 2016, a 11.0% increase had been observed in comparison with the corresponding month of 2015 (Table 1, Chart 4). Out of the above motorcycles 3,926 were new, while the corresponding figure in June 2016 was 5,036, recording a 22.0% decrease.

During the period January - June 2017, 84,590 road motor cars (both new and used from abroad) were put into circulation for the first time, representing a 16.6% increase compared to the corresponding period of 2016 when the number of road motor cars was 72,530. During the period January - June 2016 an increase of 9.2% had been observed in comparison with the corresponding period of 2015 (Table3, Charts 6,7). Out of the above number of road motor cars that were put into circulation, from January to June 2017, 54,107 were new, while the corresponding number during the respective period of 2016 was 50,549, recording a 7.0% increase.

During the period January - June 2017 the circulation of new motorcycles (over 50cc) amounted to 15,854 against 20,388 in 2016, thus representing a 22.2% decrease. An increase of 4.7% had been observed during the period January - June 2016 in comparison with the corresponding period of 2015 (Table 3, Charts 6,7). A total number of 14,364 new motorcycles were put into circulation, from January to June 2017, compared with 19,001 during the corresponding period of 2016, recording a 24.4% decrease.

#### **Information:**

*Trade and Services Statistics Division*

*Transport, Communications and Mass Media Section*

Konstantinos Menexes

Tel: +30 213 135 2500

FAX: +30 213 135 2496

E-mail : k.menexes@statistics.gr

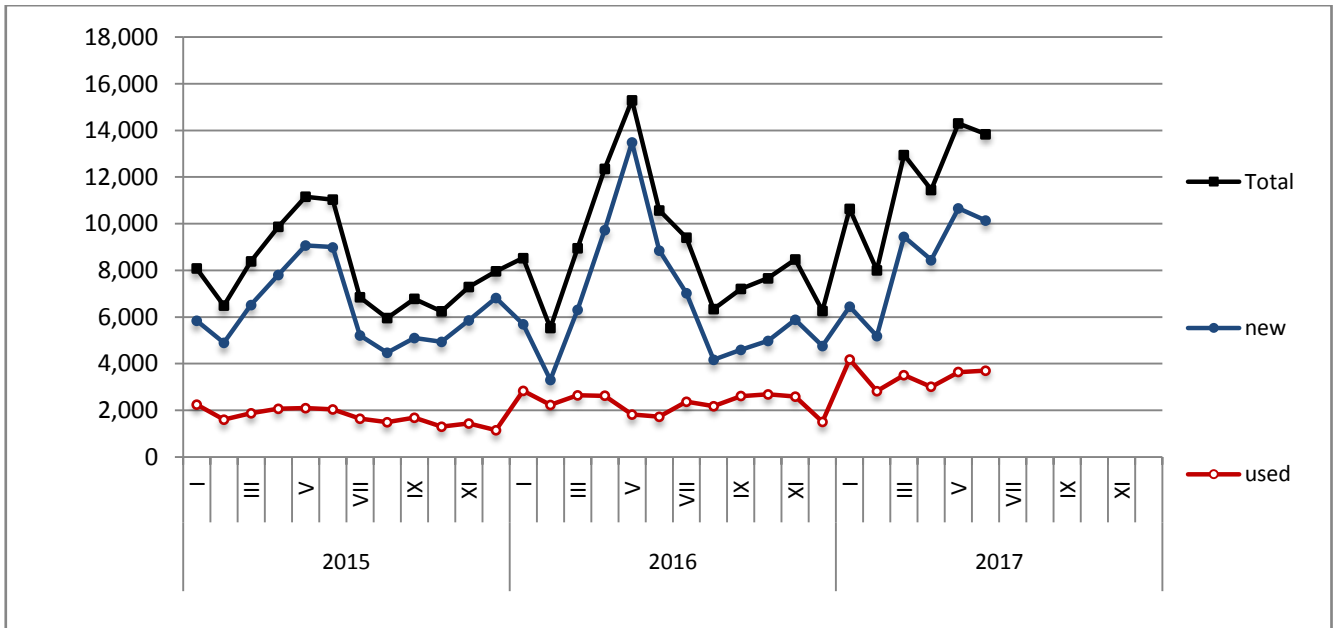
**Table 1. Road motor vehicles, both new and used, put into circulation for the first time in Greece: June 2015 - 2017**

| Category of Road Motor Vehicles | June   |        |       |        |        |       |        |        |       | Change (%) |        |        |           |        |        |
|---------------------------------|--------|--------|-------|--------|--------|-------|--------|--------|-------|------------|--------|--------|-----------|--------|--------|
|                                 | 2015   |        |       | 2016   |        |       | 2017   |        |       | 2016/2015  |        |        | 2017/2016 |        |        |
|                                 | Total  | New    | Used  | Total  | New    | Used  | Total  | New    | Used  | Total      | New    | Used   | Total     | New    | Used   |
| <b>Greece, total</b>            |        |        |       |        |        |       |        |        |       |            |        |        |           |        |        |
| Road Motor Vehicles,total       | 17,602 | 14,001 | 3,601 | 17,821 | 14,619 | 3,202 | 20,181 | 14,735 | 5,446 | 1.2%       | 4.4%   | -11.1% | 13.2%     | 0.8%   | 70.1%  |
| 1. Road motor cars              | 12,751 | 9,407  | 3,344 | 12,434 | 9,583  | 2,851 | 15,945 | 10,809 | 5,136 | -2.5%      | 1.9%   | -14.7% | 28.2%     | 12.8%  | 80.1%  |
| Passenger Cars                  | 11,040 | 8,994  | 2,046 | 10,577 | 8,856  | 1,721 | 13,841 | 10,136 | 3,705 | -4.2%      | -1.5%  | -15.9% | 30.9%     | 14.5%  | 115.3% |
| Buses                           | 83     | 18     | 65    | 113    | 40     | 73    | 88     | 15     | 73    | 36.1%      | 122.2% | 12.3%  | -22.1%    | -62.5% | 0.0%   |
| Lorries                         | 1,628  | 395    | 1,233 | 1,744  | 687    | 1,057 | 2,016  | 658    | 1,358 | 7.1%       | 73.9%  | -14.3% | 15.6%     | -4.2%  | 28.5%  |
| 2. Motorcycles > 50 cc          | 4,851  | 4,594  | 257   | 5,387  | 5,036  | 351   | 4,236  | 3,926  | 310   | 11.0%      | 9.6%   | 36.6%  | -21.4%    | -22.0% | -11.7% |
| <b>Prefecture of Attica</b>     |        |        |       |        |        |       |        |        |       |            |        |        |           |        |        |
| Road Motor Vehicles,total       | 8,944  | 7,913  | 1,031 | 9,401  | 8,494  | 907   | 10,393 | 8,688  | 1,705 | 5.1%       | 7.3%   | -12.0% | 10.6%     | 2.3%   | 88.0%  |
| 1. Road motor cars              | 7,310  | 6,310  | 1,000 | 7,589  | 6,707  | 882   | 8,845  | 7,181  | 1,664 | 3.8%       | 6.3%   | -11.8% | 16.6%     | 7.1%   | 88.7%  |
| Passenger Cars                  | 6,844  | 6,107  | 737   | 6,974  | 6,330  | 644   | 8,099  | 6,756  | 1,343 | 1.9%       | 3.7%   | -12.6% | 16.1%     | 6.7%   | 108.5% |
| Buses                           | 37     | 7      | 30    | 39     | 11     | 28    | 27     | 5      | 22    | 5.4%       | 57.1%  | -6.7%  | -30.8%    | -54.5% | -21.4% |
| Lorries                         | 429    | 196    | 233   | 576    | 366    | 210   | 719    | 420    | 299   | 34.3%      | 86.7%  | -9.9%  | 24.8%     | 14.8%  | 42.4%  |
| 2. Motorcycles > 50 cc          | 1,634  | 1,603  | 31    | 1,812  | 1,787  | 25    | 1,548  | 1,507  | 41    | 10.9%      | 11.5%  | -19.4% | -14.6%    | -15.7% | 64.0%  |

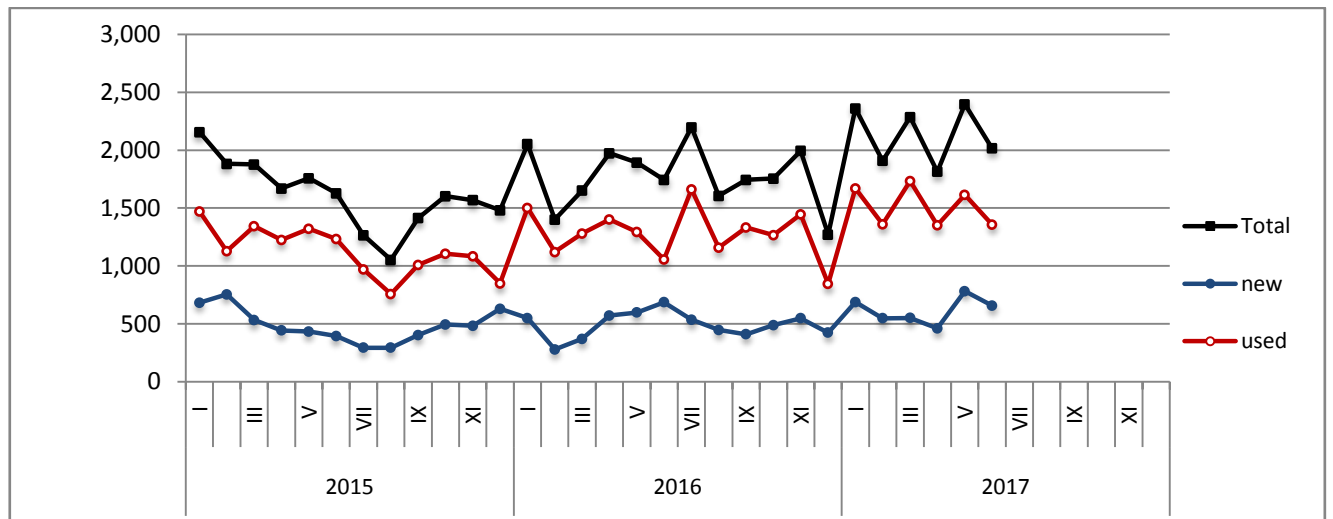
**Table 2. Road motor vehicles, both new and used, put into circulation for the first time in Greece: June 2015 - June 2017**

| Category of Road Motor Vehicles | Average Jul. 2015 - Jun. 2016 |        |       | Average Jul. 2016 - Jun. 2017 |        |       | Change (%)  |       |       |
|---------------------------------|-------------------------------|--------|-------|-------------------------------|--------|-------|---|-------|-------|
|                                 |                               |        |       |                               |        |       | Average Jul. 2016 - Jun. 2017 / Average Jul. 2015 - Jun. 2016 |       |       |
|                                 | Total                         | New    | Used  | Total                         | New    | Used  | Total   | New   | Used  |
| <b>Greece, total</b>            |                               |        |       |                               |        |       |   |       |       |
| Road Motor Vehicles,total       | 13,316                        | 10,061 | 3,255 | 15,046                        | 10,443 | 4,603 | 13.0%   | 3.8%  | 41.4% |
| 1. Road motor cars              | 10,189                        | 7,131  | 3,058 | 11,748                        | 7,372  | 4,376 | 15.3%   | 3.4%  | 43.1% |
| Passenger Cars                  | 8,529                         | 6,646  | 1,883 | 9,713                         | 6,811  | 2,902 | 13.9%   | 2.5%  | 54.1% |
| Buses                           | 69                            | 13     | 56    | 89                            | 15     | 74    | 29.0%   | 15.4% | 32.1% |
| Lorries                         | 1,591                         | 472    | 1,119 | 1,946                         | 546    | 1,400 | 22.3%   | 15.7% | 25.1% |
| 2. Motorcycles > 50 cc          | 3,127                         | 2,930  | 197   | 3,298                         | 3,071  | 227   | 5.5%  | 4.8%  | 15.2% |

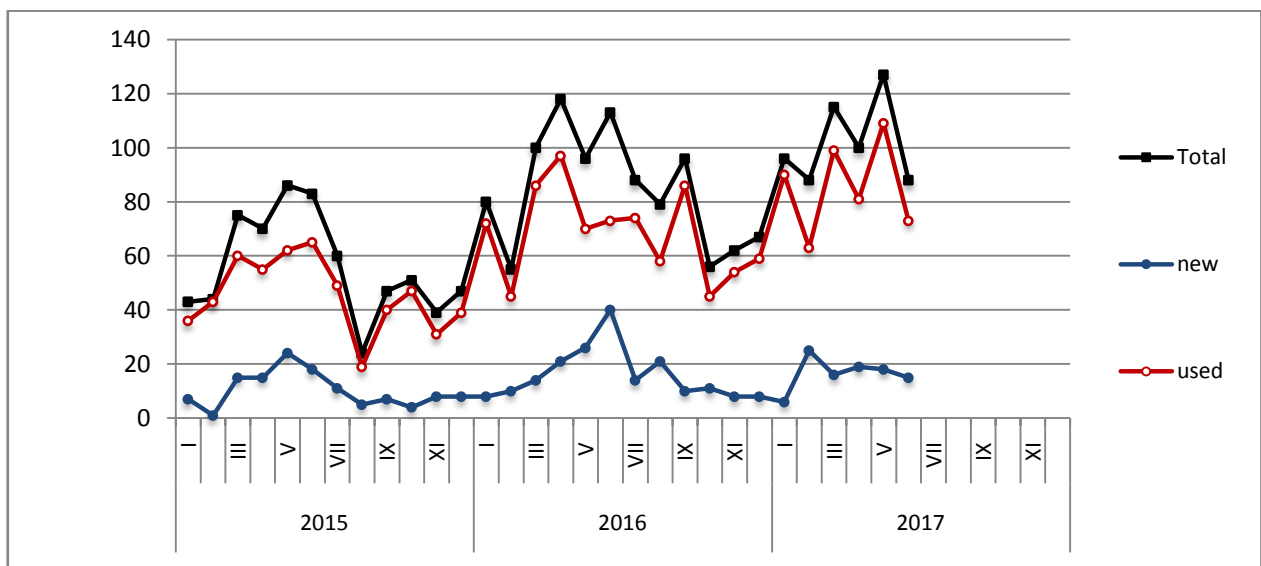
Graph 1: Passenger Cars (January 2015 - June 2017)



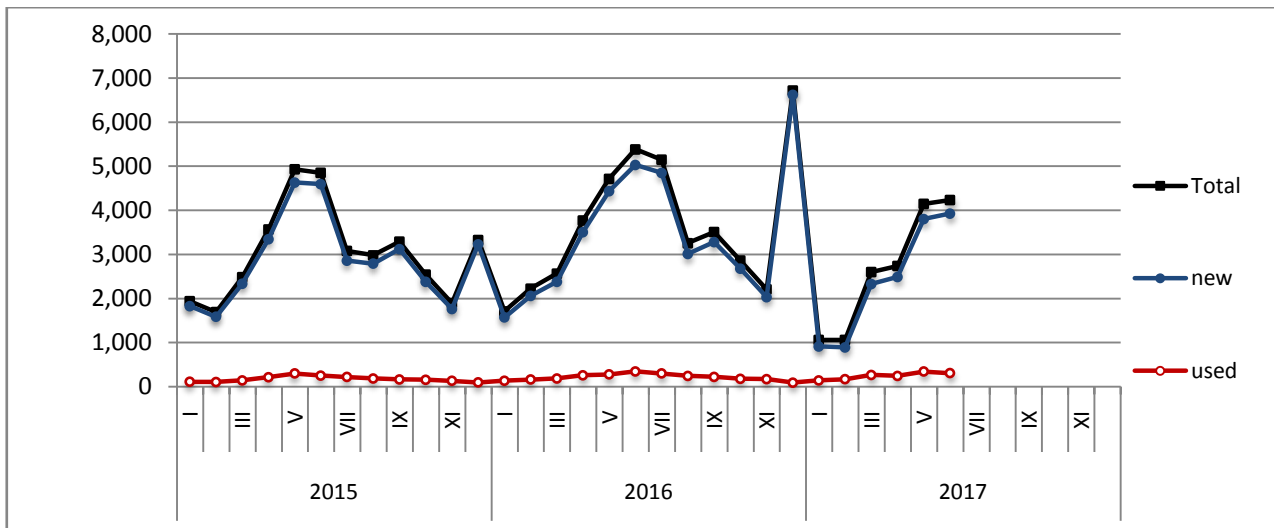
Graph 2: Lorries ( January 2015 - June 2017)



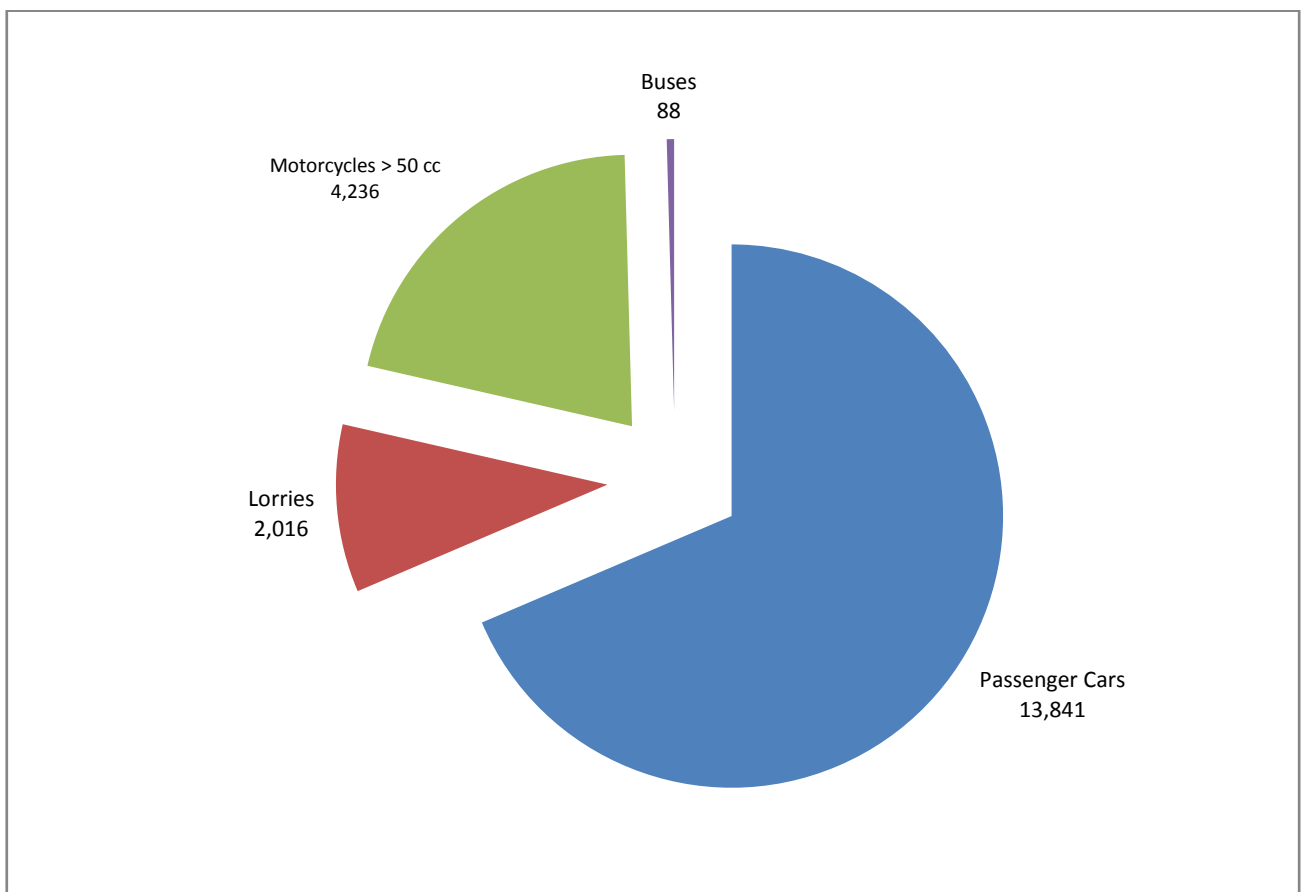
Graph 3: Buses (January 2015 - June 2017)



**Graph 4: Motorcycles (January 2015 - June 2017)**



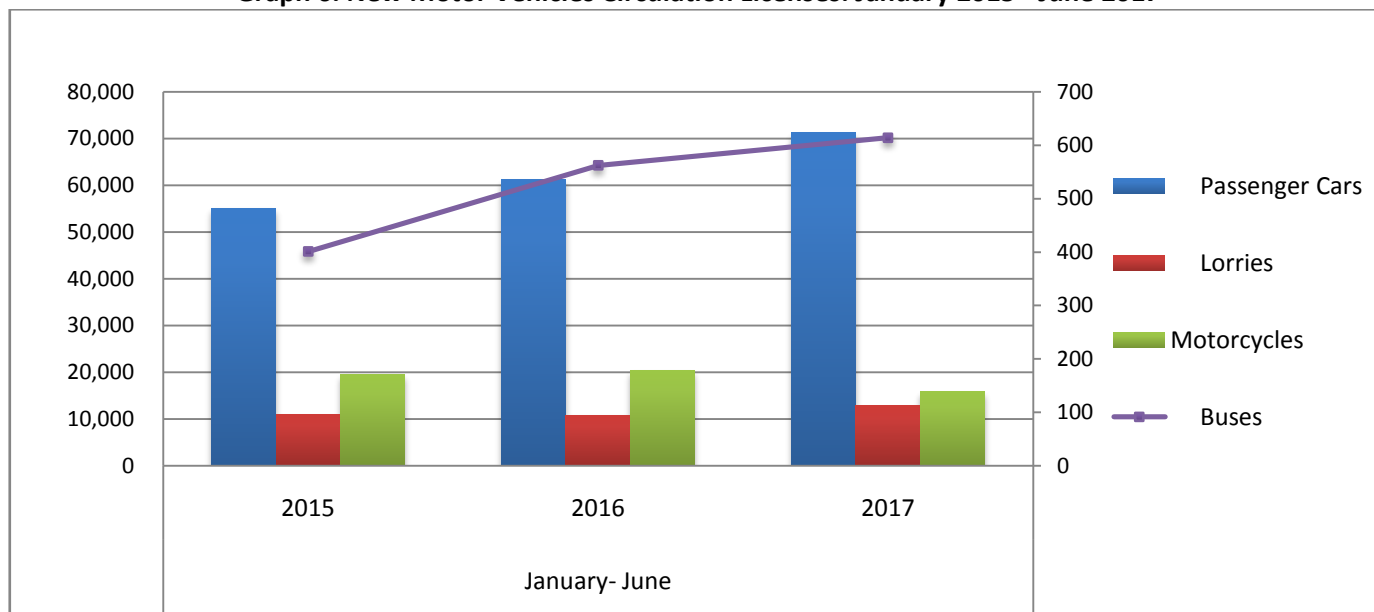
**Graph 5: New Registrations of Motor Vehicles (June 2017)**



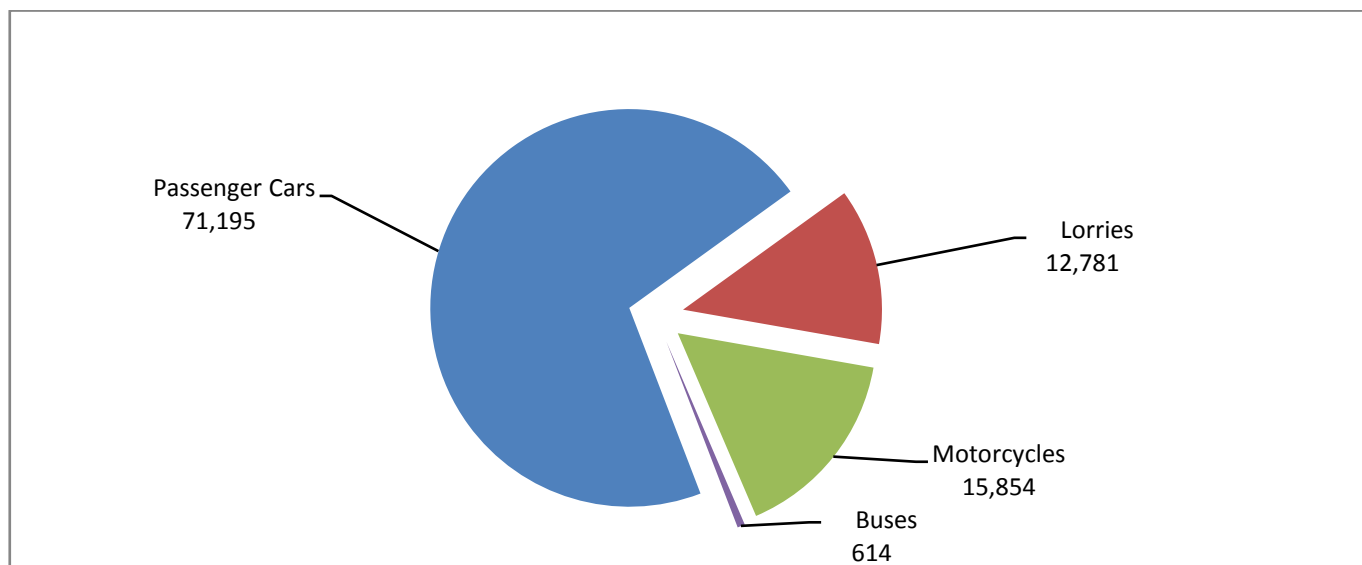
**Table 3. Road motor vehicles, both new and used, put into circulation for the first time in Greece: Jan. 2015 - Jun. 2017**

| Category of Road Motor Vehicles | January- June |        |        |        |        |        |         |        |        | Change (%) |       |        |           |        |       |
|---------------------------------|---------------|--------|--------|--------|--------|--------|---------|--------|--------|------------|-------|--------|-----------|--------|-------|
|                                 | 2015          |        |        | 2016   |        |        | 2017    |        |        | 2016/2015  |       |        | 2017/2016 |        |       |
|                                 | Total         | New    | Used   | Total  | New    | Used   | Total   | New    | Used   | Total      | New   | Used   | Total     | New    | Used  |
| <b>Greece, total</b>            |               |        |        |        |        |        |         |        |        |            |       |        |           |        |       |
| Road Motor Vehicles,total       | 85,894        | 64,765 | 21,129 | 92,918 | 69,550 | 23,368 | 100,444 | 68,471 | 31,973 | 8.2%       | 7.4%  | 10.6%  | 8.1%      | -1.6%  | 36.8% |
| 1. Road motor cars              | 66,422        | 46,437 | 19,985 | 72,530 | 50,549 | 21,981 | 84,590  | 54,107 | 30,483 | 9.2%       | 8.9%  | 10.0%  | 16.6%     | 7.0%   | 38.7% |
| Passenger Cars                  | 55,054        | 43,112 | 11,942 | 61,252 | 47,371 | 13,881 | 71,195  | 50,315 | 20,880 | 11.3%      | 9.9%  | 16.2%  | 16.2%     | 6.2%   | 50.4% |
| Buses                           | 401           | 80     | 321    | 562    | 119    | 443    | 614     | 99     | 515    | 40.1%      | 48.8% | 38.0%  | 9.3%      | -16.8% | 16.3% |
| Lorries                         | 10,967        | 3,245  | 7,722  | 10,716 | 3,059  | 7,657  | 12,781  | 3,693  | 9,088  | -2.3%      | -5.7% | -0.8%  | 19.3%     | 20.7%  | 18.7% |
| 2. Motorcycles > 50 cc          | 19,472        | 18,328 | 1,144  | 20,388 | 19,001 | 1,387  | 15,854  | 14,364 | 1,490  | 4.7%       | 3.7%  | 21.2%  | -22.2%    | -24.4% | 7.4%  |
| <b>Prefecture of Attica</b>     |               |        |        |        |        |        |         |        |        |            |       |        |           |        |       |
| Road Motor Vehicles,total       | 43,536        | 37,935 | 5,601  | 50,607 | 43,919 | 6,688  | 52,214  | 42,631 | 9,583  | 16.2%      | 15.8% | 19.4%  | 3.2%      | -2.9%  | 43.3% |
| 1. Road motor cars              | 35,779        | 30,380 | 5,399  | 42,544 | 35,997 | 6,547  | 45,762  | 36,387 | 9,375  | 18.9%      | 18.5% | 21.3%  | 7.6%      | 1.1%   | 43.2% |
| Passenger Cars                  | 32,604        | 28,604 | 4,000  | 39,416 | 34,372 | 5,044  | 41,659  | 34,241 | 7,418  | 20.9%      | 20.2% | 26.1%  | 5.7%      | -0.4%  | 47.1% |
| Buses                           | 150           | 35     | 115    | 193    | 52     | 141    | 210     | 56     | 154    | 28.7%      | 48.6% | 22.6%  | 8.8%      | 7.7%   | 9.2%  |
| Lorries                         | 3,025         | 1,741  | 1,284  | 2,935  | 1,573  | 1,362  | 3,893   | 2,090  | 1,803  | -3.0%      | -9.6% | 6.1%   | 32.6%     | 32.9%  | 32.4% |
| 2. Motorcycles > 50 cc          | 7,757         | 7,555  | 202    | 8,063  | 7,922  | 141    | 6,452   | 6,244  | 208    | 3.9%       | 4.9%  | -30.2% | -20.0%    | -21.2% | 47.5% |

**Graph 6. New Motor Vehicles Circulation Licenses: January 2015 - June 2017**



**Graph 7. New Registrations of Motor Vehicles January - June 2017**



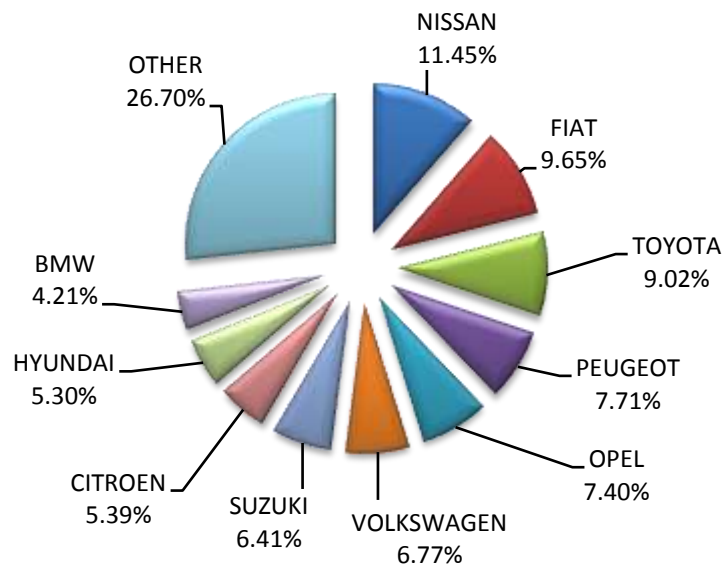
**Table 4**  
**Sales of new and used passenger cars by make: June 2017 and January- June 2017**

| Make                 | Passenger cars |      |               |       |
|----------------------|----------------|------|---------------|-------|
|                      | June           |      | January- June |       |
|                      | new            | used | new           | used  |
| ALFA ROMEO           | 58             | 20   | 301           | 95    |
| AUDI                 | 316            | 34   | 1,803         | 217   |
| BENTLEY              | 1              | -    | 3             | -     |
| BMW                  | 427            | 35   | 1,747         | 229   |
| CADILLAC             | -              | -    | -             | 1     |
| CARBODIES            | -              | -    | -             | 1     |
| CHEVROLET            | 1              | 64   | 1             | 251   |
| CHRYSLER             | -              | -    | -             | 1     |
| CITROEN              | 546            | 203  | 2,482         | 1,032 |
| DACIA                | 52             | 14   | 262           | 100   |
| DAIHATSU             | -              | 31   | -             | 137   |
| DETHLEFFS            | -              | -    | -             | 22    |
| DODGE                | -              | -    | -             | 1     |
| FERRARI              | -              | 1    | -             | 5     |
| FIAT                 | 978            | 267  | 3,864         | 1,595 |
| FIAT DUCATO Z.MANTOS | -              | -    | 1             | -     |
| FORD                 | 322            | 283  | 1,897         | 1,617 |
| HONDA                | 35             | 51   | 273           | 245   |
| HYUNDAI              | 537            | 138  | 2,127         | 658   |
| ISUZU                | -              | -    | -             | 1     |
| JAGUAR               | 3              | 1    | 13            | 6     |
| JEEP                 | 98             | 2    | 493           | 16    |
| KIA                  | 79             | 28   | 700           | 169   |
| LAMBORGHINI          | -              | -    | -             | 1     |
| LANCIA               | -              | 16   | 8             | 93    |
| LAND ROVER           | 11             | 17   | 64            | 71    |
| LEXUS                | 3              | 2    | 14            | 8     |
| LOTUS                | -              | -    | -             | 1     |
| MASERATI             | -              | -    | 1             | -     |
| MAZDA                | 1              | 27   | 74            | 178   |
| MERCEDES             | 379            | 137  | 2,202         | 703   |
| MERCEDES Z.MANTOS    | 1              | -    | 2             | -     |
| MINI                 | 248            | 16   | 808           | 136   |
| MITSUBISHI           | 17             | 35   | 68            | 224   |
| NISSAN               | 1,161          | 174  | 4,579         | 937   |
| OPEL                 | 750            | 547  | 3,684         | 3,109 |
| PEUGEOT              | 781            | 137  | 4,156         | 904   |
| PLYMOUTH             | -              | -    | -             | 1     |
| PORSCHE              | 6              | 5    | 34            | 34    |
| RANGE ROVER          | 1              | -    | 5             | 6     |
| RENAULT              | 311            | 149  | 1,819         | 975   |
| ROLLS ROYCE          | -              | 1    | -             | 1     |
| ROVER                | -              | -    | -             | 1     |
| SAAB                 | -              | -    | -             | 9     |
| SEA / MOBILVETT      | -              | -    | -             | 4     |
| SEAT                 | 248            | 23   | 1,091         | 167   |
| SKODA                | 318            | 74   | 1,739         | 390   |

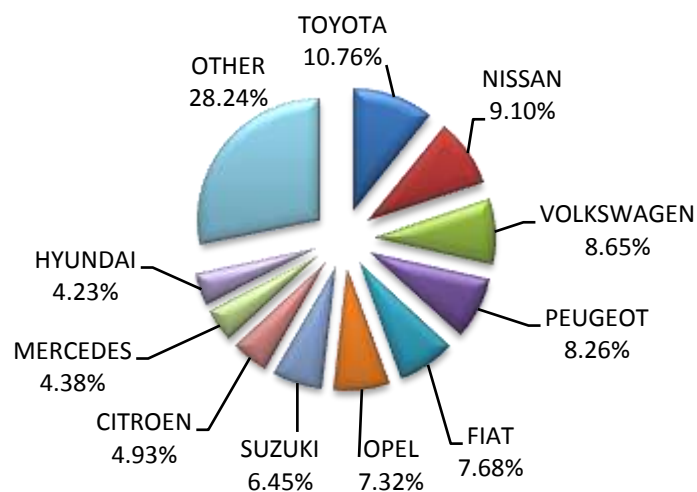
**Table 4 (cont.)**  
**Sales of new and used passenger cars by make: June 2017 and January- June 2017**

| Make                  | Passenger cars |              |               |               |
|-----------------------|----------------|--------------|---------------|---------------|
|                       | June           |              | January- June |               |
|                       | new            | used         | new           | used          |
| SMART                 | 61             | 190          | 252           | 1,091         |
| SSANGYONG             | 9              | -            | 36            | -             |
| SUBARU                | 2              | 4            | 18            | 16            |
| SUZUKI                | 650            | 121          | 3,247         | 715           |
| TESLA MOTORS          | -              | -            | 1             | -             |
| TOYOTA                | 914            | 671          | 5,413         | 3,694         |
| VOLKSWAGEN            | 686            | 178          | 4,350         | 947           |
| VOLKSWAGEN - Z.MANTOS | -              | -            | 2             | -             |
| VOLVO                 | 125            | 9            | 681           | 65            |
| <b>TOTAL</b>          | <b>10,136</b>  | <b>3,705</b> | <b>50,315</b> | <b>20,880</b> |

**Graph 8. Sales of new passenger cars by make (June 2017)**



**Graph 9. Sales of new passenger cars by make (January - June 2017)**



**Table 5**  
**Sales of new and used lorries by make: June 2017 and January- June 2017**

| Make                                     | Lorries |      |               |       |
|--|---------|------|---------------|-------|
|  | June    |      | January- June |       |
|  | new     | used | new           | used  |
| BMW                                      | -       | -    | -             | 1     |
| CADILLAC                                 | -       | -    | -             | 1     |
| CHEVROLET                                | -       | -    | -             | 1     |
| CITROEN                                  | 23      | 45   | 119           | 299   |
| DACIA                                    | -       | 3    | -             | 11    |
| DAEWOO                                   | -       | -    | -             | 1     |
| DAF                                      | -       | 17   | 5             | 145   |
| DAF A. KAOUSSIS SA                       | -       | -    | 4             | -     |
| DAF DYNA TRAILERS S.A.                   | -       | -    | 1             | -     |
| DAF KOSKERIDIS                           | 1       | -    | 1             | -     |
| DAF SMYRLIADIS                           | 1       | -    | 1             | -     |
| DAF ΑΝΔΡΕΑΣ ΚΑΡΚΑΓΓΕΛΗΣ                  | -       | -    | 1             | -     |
| DAF ΗΦΑΙΣΤΟΣ ΣΤΕΦΑΝΟΣ                    | -       | -    | 1             | -     |
| DAF ΝΤΟΥΝΑΣ ΘΕΟΧΑΡΗΣ                     | -       | -    | 1             | -     |
| DAF ΤΑΞΙΑΡΧΟΥ                            | -       | -    | 1             | -     |
| DENNIS EAGLE                             | -       | -    | -             | 1     |
| DODGE                                    | -       | -    | -             | 3     |
| DR MOTOR                                 | -       | -    | -             | 1     |
| EVF SPA                                  | -       | -    | -             | 1     |
| FAUN                                     | -       | -    | -             | 1     |
| FCA US LLC (RAM)                         | -       | -    | -             | 1     |
| FIAT                                     | 52      | 199  | 406           | 1,175 |
| FIAT-IVECO                               | -       | 4    | -             | 33    |
| FORD                                     | 82      | 145  | 562           | 945   |
| GREAT WALL MOTOR                         | -       | -    | -             | 1     |
| HONDA                                    | -       | -    | -             | 1     |
| HYUNDAI                                  | -       | 6    | -             | 41    |
| ISUZU                                    | 17      | 17   | 123           | 119   |
| ISUZU A. KAOUSSIS SA                     | 1       | -    | 7             | -     |
| IVECO                                    | 1       | 17   | 7             | 85    |
| IVECO CENTIGON                           | 6       | -    | 7             | -     |
| IVECO SMYRLIADIS                         | -       | -    | 1             | -     |
| IVECO A. KAOUSSIS SA                     | -       | -    | 3             | -     |
| IVECO CONTRUCK MECHANICA                 | -       | -    | 1             | -     |
| IVECO DYNA TRAILERS S.A.                 | -       | -    | 2             | -     |
| IVECO MAGIRUS                            | -       | 1    | -             | 5     |
| IVECO A. & Ι. ΔΕΡΒΙΣΗ Ο.Ε                | 2       | -    | 2             | -     |
| IVECO Β.ΚΑΡΑΒΙΑΣ & Ε.ΞΕΝΙΟΣ - ΚΑΞΕΚΩ Ο.Ε | 1       | -    | 1             | -     |
| IVECO ΝΤΟΥΝΑΣ ΘΕΟΧΑΡΗΣ                   | 5       | -    | 5             | -     |
| KIA                                      | -       | 3    | -             | 11    |
| LAND ROVER                               | -       | -    | -             | 5     |
| MAHINDRA                                 | -       | -    | -             | 1     |
| MAN                                      | 10      | 39   | 15            | 277   |
| MAN A. KAOUSSIS SA                       | -       | -    | 2             | 1     |
| MAN DYNA TRAILERS S.A.                   | -       | -    | 7             | -     |



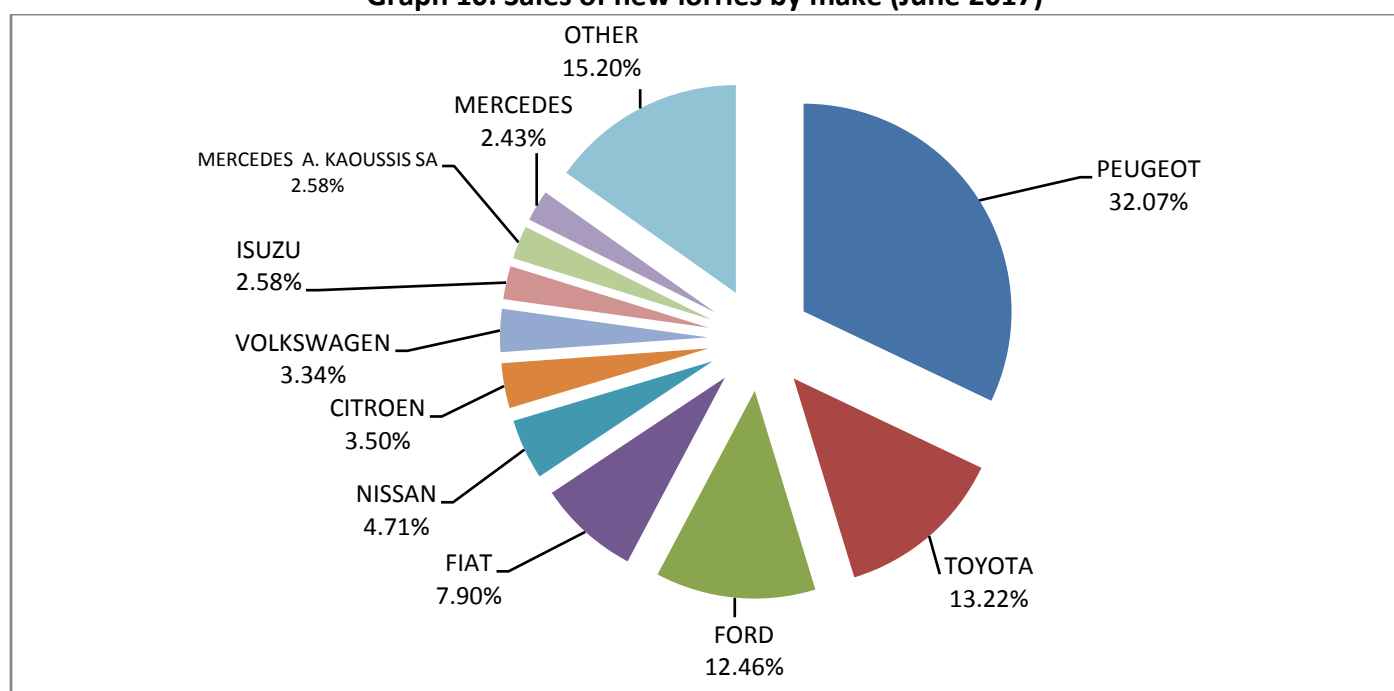
**Table 5 (cont.)**  
**Sales of new and used lorries by make: June 2017 and January- June 2017**

| Make   | Lorries |      |               |       |
|--|---------|------|---------------|-------|
|  | June    |      | January- June |       |
|  | new     | used | new           | used  |
| MAN TECMEC                                     | -       | -    | 4             | -     |
| MAN ΕΥΓΕΝΕΙΑΔΟΥ ΜΑΡΙΑ & ΣΙΑ Ο.Ε.               | -       | -    | 1             | -     |
| MAN ΤΑΞΙΑΡΧΟΥ                                  | -       | -    | 6             | -     |
| MAZDA  | -       | 19   | 1             | 160   |
| MERCEDES                                       | 16      | 274  | 150           | 1,887 |
| MERCEDES TRUCK NET                             | -       | -    | 1             | -     |
| MERCEDES Α. & Ι. ΔΕΡΒΙΣΗ Ο.Ε                   | 2       | -    | 2             | -     |
| MERCEDES Α. ΚΑΟΥΣΣΙΣ ΣΑ                        | 17      | -    | 49            | -     |
| MERCEDES ΑΦΟΙ ΠΡΟΔΡΟΜΟΣ ΛΥΣΑΡΙΔΗΣ & ΛΑΖΑΡΟΣ ΟΕ | -       | -    | 1             | -     |
| MERCEDES DYNA TRAILERS S.A.                    | 2       | -    | 6             | -     |
| MERCEDES F.X. MEILLER                          | -       | 1    | -             | 1     |
| MERCEDES KOSKERIDIS                            | 1       | -    | 2             | -     |
| MERCEDES SMYRLIADIS                            | -       | -    | 2             | -     |
| MERCEDES ΗΦΑΙΣΤΟΣ ΣΤΕΦΑΝΟΣ                     | 1       | -    | 1             | -     |
| MERCEDES ΘΕΟΧΑΡΗΣ ΝΤΟΥΝΑΣ                      | 12      | -    | 17            | 1     |
| MERCEDES Σ.ΜΑΡΚΕΤΟΣ - Κ.ΤΑΛΛΑΡΟΣ ΕΠΕ           | -       | -    | 2             | -     |
| MITSUBISHI                                     | 12      | 47   | 122           | 361   |
| MITSUBISHI Α. ΚΑΟΥΣΣΙΣ ΣΑ                      | -       | -    | 2             | -     |
| MITSUBISHI ΤΑΞΙΑΡΧΟΥ                           | -       | -    | 1             | -     |
| NISSAN   | 31      | 102  | 245           | 737   |
| NISSAN SMYRLIADIS                              | 3       | -    | 4             | 1     |
| OAF  | -       | -    | -             | 2     |
| OPEL   | 16      | 57   | 93            | 509   |
| PEUGEOT  | 211     | 41   | 769           | 257   |
| PEUGEOT Ζ. ΜΑΝΤΟΣ                              | -       | -    | 1             | -     |
| PFAU   | -       | -    | -             | 1     |
| PIAGGIO  | 1       | 5    | 8             | 23    |
| PIAGGIO & C SPA Α. ΚΑΟΥΣΣΙΣ ΣΑ                 | 1       | -    | 4             | -     |
| RELIANT  | -       | -    | -             | 1     |
| RENAULT  | 11      | 93   | 40            | 552   |
| ROVER  | -       | -    | -             | 1     |
| SAAB SCANIA                                    | -       | 1    | -             | 2     |
| SCANIA   | 2       | 21   | 7             | 172   |
| SCANIA Α. ΚΑΟΥΣΣΙΣ ΣΑ                          | -       | -    | 6             | -     |
| SCANIA ΕΥΣΤΑΘΙΟΣ ΖΥΓΟΥΡΗΣ & ΣΙΑ ΕΒΕ            | -       | -    | 1             | -     |
| SCANIA ΘΕΟΧΑΡΗΣ ΝΤΟΥΝΑΣ                        | -       | -    | 1             | -     |
| SCHMITZ CARGOBULL                              | 1       | -    | 2             | -     |
| SEAT   | -       | 1    | -             | 14    |
| SKODA  | -       | 5    | -             | 38    |
| SSANGYONG                                      | 2       | 1    | 7             | 2     |
| STEYER   | -       | 1    | -             | 1     |
| SUZUKI   | -       | -    | -             | 2     |
| TATA   | -       | -    | -             | 2     |
| TOYOTA   | 87      | 60   | 641           | 343   |

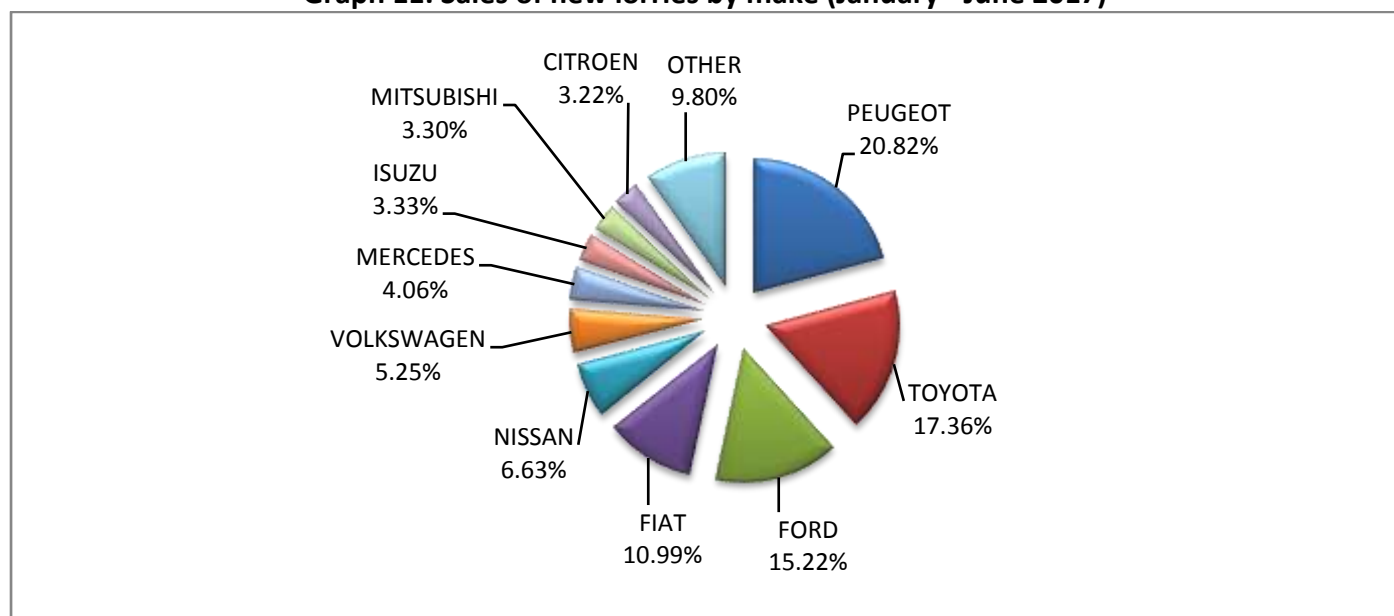
**Table 5 (cont.)**  
**Sales of new and used lorries by make: June 2017 and January- June 2017**

| Make                                    | Lorries    |              |               |              |
|---|------------|--------------|---------------|--------------|
|   | June       |              | January- June |              |
|   | new        | used         | new           | used         |
| VOLKSWAGEN                              | 22         | 77           | 194           | 505          |
| VOLKSWAGEN ΕΥΣΤΑΘΙΟΣ ΖΥΓΟΥΡΗΣ & ΣΙΑ ΕΒΕ | -          | -            | -             | 1            |
| VOLVO                                   | 2          | 56           | 7             | 345          |
| VOLVO A. KAOUSSIS SA                    | -          | -            | 1             | -            |
| VOLVO ΕΥΣΤΑΘΙΟΣ ΖΥΓΟΥΡΗΣ & ΣΙΑ ΕΒΕ      | -          | -            | 2             | -            |
| VOLVO/ROMEX                             | -          | -            | 1             | -            |
| ΤΑΞΙΑΡΧΟΥ ΑΕΒΕ                          | 3          | -            | 3             | -            |
| <b>TOTAL</b>                            | <b>658</b> | <b>1,358</b> | <b>3,693</b>  | <b>9,088</b> |

**Graph 10. Sales of new lorries by make (June 2017)**



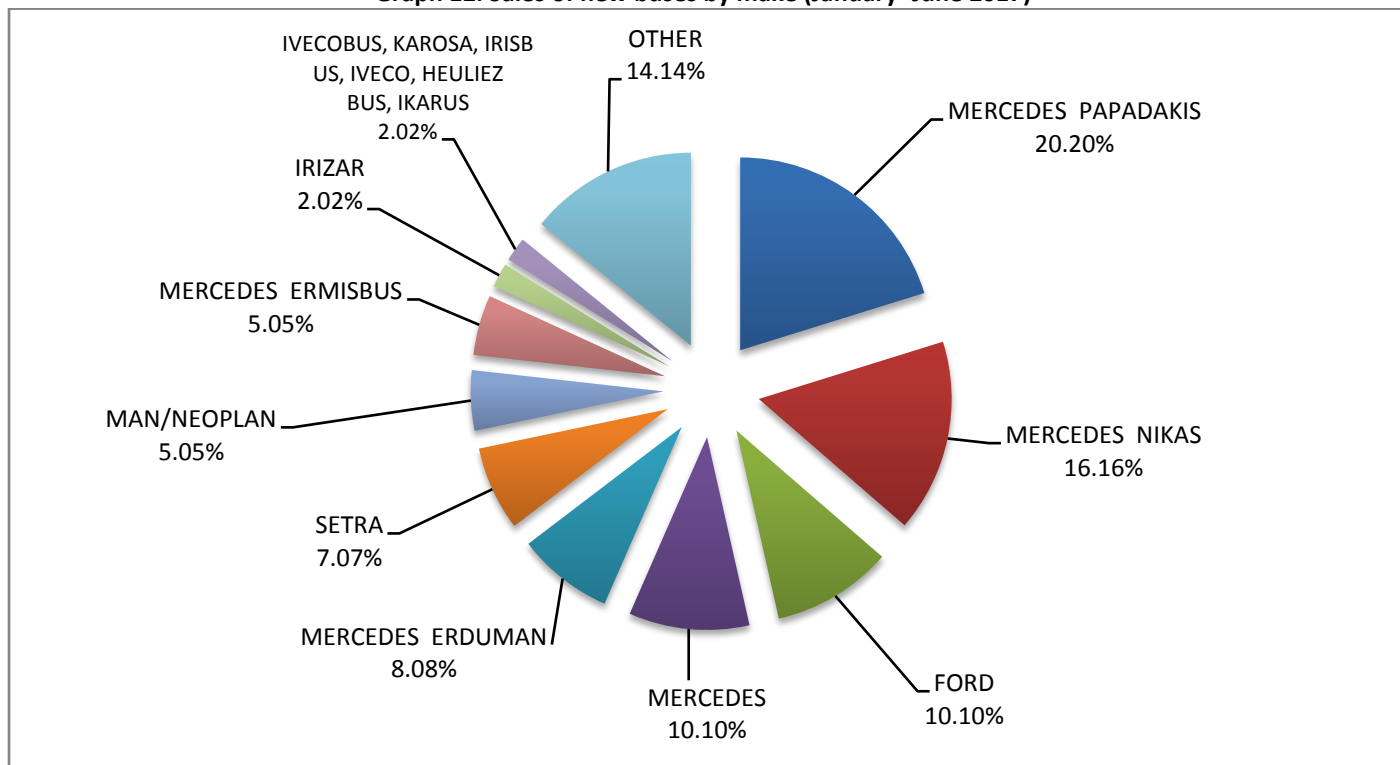
**Graph 11. Sales of new lorries by make (January - June 2017)**



**Table 6. Sales of new and used buses by make: June 2017 and January- June 2017**

| Make  | Buses     |           |               |            |
|---|-----------|-----------|---------------|------------|
|   | June      |           | January- June |            |
|   | new       | used      | new           | used       |
| ALI DUMAN OTOMOTIV DIZAYN                             | -         | -         | 1             | -          |
| BOVA  | -         | 3         | -             | 23         |
| CITROEN   | -         | 1         | -             | 1          |
| DAF   | -         | -         | -             | 1          |
| EVOBUS  | -         | 1         | -             | 5          |
| FIAT  | -         | -         | -             | 1          |
| FIAT IVECO  | -         | 1         | -             | 1          |
| FORD  | 2         | 2         | 10            | 11         |
| FORD ΣΦΑΚΙΑΝΑΚΗΣ                                      | -         | -         | 1             | -          |
| IRISBUS   | -         | 1         | -             | 10         |
| IRIZAR  | -         | -         | 2             | -          |
| ISUZU   | -         | -         | 1             | 3          |
| ITALBUS   | -         | -         | 1             | -          |
| IVECO   | -         | 1         | 1             | 7          |
| IVECO FIAT, FIAT, IVECO, IRISBUS                      | -         | -         | -             | 1          |
| IVECOBUS, KAROSA, IRISBUS, IVECO, HEULIEZ BUS, IKARUS | -         | -         | 2             | -          |
| MAN   | -         | 2         | 1             | 33         |
| MAN/NEOPLAN   | 2         | -         | 5             | -          |
| MERCEDES  | 2         | 40        | 10            | 279        |
| MERCEDES CENTO BUS                                    | -         | -         | 1             | -          |
| MERCEDES ERDUMAN                                      | 1         | -         | 8             | -          |
| MERCEDES ERMISBUS                                     | -         | -         | 5             | -          |
| MERCEDES GIANNOPOYLOS S.A                             | -         | -         | 1             | -          |
| MERCEDES NIKAS  | -         | -         | 16            | -          |
| MERCEDES PAPADAKIS                                    | 5         | -         | 20            | 1          |
| NEOPLAN   | -         | 1         | -             | 15         |
| OPEL  | -         | 1         | -             | 1          |
| OTOKAR  | -         | -         | 2             | 2          |
| RENAULT   | -         | -         | -             | 5          |
| SCANIA  | -         | 4         | -             | 17         |
| SCANIA HIGER  | -         | -         | 2             | -          |
| SETRA   | 2         | 8         | 7             | 38         |
| TEMSA   | 1         | 3         | 2             | 25         |
| VAN HOOL  | -         | -         | -             | 4          |
| VDL   | -         | 1         | -             | 1          |
| VOLKSWAGEN  | -         | 2         | -             | 15         |
| VOLVO   | -         | 1         | -             | 11         |
| XIAMEN KING LONG                                      | -         | -         | -             | 4          |
| <b>TOTAL</b>  | <b>15</b> | <b>73</b> | <b>99</b>     | <b>515</b> |

**Graph 12. Sales of new buses by make (January -June 2017)**



**Table 7**  
**Sales of new and used Motorcycles by Make or manufacturer: May and January - June 2017**

| Make  | Motorcycles |      |               |      |
|---|-------------|------|---------------|------|
|   | June        |      | January- June |      |
|   | new         | used | new           | used |
| ACCESS, GOES  | 4           | -    | 12            | -    |
| ADAMS, MIRAGE, DEMOTO, MKS, MC4YOU                                | -           | -    | 1             | -    |
| ADIVA   | -           | -    | -             | 1    |
| AEON MOTOR  | 9           | 1    | 38            | 2    |
| AJS   | -           | -    | -             | 1    |
| APRILIA   | 5           | 12   | 59            | 67   |
| APRILIA, PIAGGIO, GILERA, DERBI                                   | 3           | 2    | 19            | 5    |
| APRILIA, SCARABEO   | -           | -    | 2             | -    |
| ARCTIC CAT, MASSEY FERGUSON                                       | -           | -    | 1             | 1    |
| BAJAJ   | -           | -    | 2             | -    |
| BAOTIAN, SUPERKING, WALTON, HONDA                                 | 2           | -    | 3             | -    |
| BASHAN, APACHI, ISILDAR APACHI, ISILDAR, APACHE , ADVENTUREMOTORS | 1           | -    | 21            | -    |
| BASHAN, PANTHERQUADS  | -           | -    | 1             | -    |
| BENELLI   | 25          | -    | 36            | -    |
| BENZHO  | -           | -    | -             | 1    |
| BETA  | 1           | 1    | 16            | 1    |
| BMW   | 73          | 7    | 338           | 44   |
| BOMBARDIER RECREATIONAL PRODUCTS INC (BRP)                        | 1           | -    | 14            | 4    |
| BRIXTON   | 9           | -    | 45            | 1    |
| BUELL   | -           | -    | 1             | -    |
| BUYANG  | -           | -    | 1             | -    |
| CANBO   | 1           | -    | 1             | -    |
| CFMOTO  | 55          | -    | 134           | -    |
| CHEETA  | 1           | -    | 1             | -    |
| CHONGQING LIFAN   | 1           | 1    | 2             | 1    |
| DAELIM  | 9           | -    | 37            | 4    |

**Table 7 (cont.)**  
**Sales of new and used Motorcycles by Make or manufacturer: May and January - June 2017**

| Make  | Motorcycles |      |               |      |
|---|-------------|------|---------------|------|
|   | June        |      | January- June |      |
|   | new         | used | new           | used |
| DAYANG, DAYTONA   | 18          | -    | 294           | 2    |
| DAYANG, DAYTONA MOTORS, NIPPONIA, SALCANO   | 137         | -    | 376           | -    |
| DAYTONA   | 20          | -    | 172           | 1    |
| DERBI   | 1           | -    | 4             | -    |
| DUCATI  | 16          | 4    | 82            | 10   |
| EAGLE MOTORSPORTS, EGLMOTOR, PUMAREX  | -           | 1    | 1             | 2    |
| EKING, NOSMOKE, JHC, JHCNEWENERGYAUTO, NOUN Electric, VROMOS  | -           | -    | 1             | -    |
| ENFIELD   | -           | -    | -             | 1    |
| EUROMOTORS  | 2           | -    | 4             | -    |
| EVA, EMBUGGY, VINTAGE, EVANGEL  | 3           | -    | 20            | 1    |
| GAS GAS   | -           | -    | 1             | 1    |
| GILERA  | -           | -    | 2             | 4    |
| GOUPIL  | 2           | -    | 3             | 2    |
| HAOJIAN, ZONTES, TAYO, Sharpon, IFINO, KIDEN, ZHONGYU, CUBTOM, DIYUN, NAMIN,TIM DERVI, VUKA, THUMP, RIPPER      | 2           | -    | 7             | -    |
| HAOJIANG, SENKE, ZONTES, TAYO, YINGZHI, KIDEN, TANNY, ZHONGYU, RIPPER, FNX, RAFINZ, MONDIAL, FERRO, GB MOTORS   | 5           | -    | 22            | -    |
| HAOJIN  | -           | -    | 1             | -    |
| HARLEY DAVIDSON   | 12          | 1    | 39            | 17   |
| HER CHEE, ADLY MOTO, MOTO ROMA, RKS   | 5           | -    | 37            | 1    |
| HM  | -           | 1    | -             | 2    |
| HONDA   | 466         | 54   | 1,851         | 269  |
| HSUN, HISUN, APACHI, ICHIBAN, INCA, FAST POWER, Q-MOTO, EMU, FORSAGE, NISSAMARAN, LAPO MOTORS, STELS, Mx, POLAR | 4           | -    | 13            | -    |
| HUSABERG  | -           | -    | -             | 1    |
| HUSQVARNA   | -           | -    | 4             | 3    |
| HYOSUNG & S & T KANUNI  | 1           | -    | 3             | -    |
| HYOSUNG MOTORS  | -           | -    | -             | 1    |
| INDIAN MOTORCYCLE   | -           | -    | 10            | -    |
| ITALCAR   | -           | 1    | -             | 2    |
| JIAJUE, JINDING, LANYING, DHS, MIROMOTO, ALPHAMOTO, SPRINT, QLINK, MAXON, RICH MOTORS, EUROCKA(CKA), PEDAS      | 10          | -    | 19            | -    |
| JIALING, MOTORAN, TRAXX, SPADA, SKYWING, SPD, ASUS, RACING  | 13          | -    | 50            | 2    |
| JIANSHE   | 6           | -    | 24            | -    |
| JIANSHE, GEMINI   | 5           | -    | 18            | -    |
| JINLANG, ZIPP, HORS, IVA, Ariic, figuretta motorcycles fat boy, btc, agm, lintex, razory, romet, motors         | 8           | -    | 40            | -    |
| JINLUN, ARKUS&ROMET GROUP, ADAMS  | 7           | -    | 8             | -    |
| JLAJI, HUATIAN, FEILING, TUTU, EPM, Mondid, KINGWAY, ROMET MOTORS   | 1           | -    | 6             | 1    |
| JMQQ, QINGQI, PIONEER, SNOWOLF, POLESTAR, CLEVELAND CYCLEWERKS, SINNIS, SOMOTO, SKYTEAM                         | -           | -    | 1             | -    |
| JMSTAR, SHENKE, HUIBANG, JONWAY, MOTORAN, MINELLI, LAPO MOTORS  | -           | -    | 2             | -    |

**Table 7 (cont.)**  
**Sales of new and used Motorcycles by Make or manufacturer: May and January - June 2017**

| Make   | Motorcycles |      |               |      |
|--|-------------|------|---------------|------|
|  | June        |      | January- June |      |
|  | new         | used | new           | used |
| JONWAY, JMSTAR, SHENKE, HUIBANG  | -           | -    | 2             | -    |
| KANUNI   | 1           | -    | 1             | -    |
| KAWASAKI   | 40          | 5    | 153           | 30   |
| KEEWAY, QJ ,QJIANG   | 4           | -    | 5             | -    |
| KENBO  | -           | -    | 1             | -    |
| KL   | 4           | -    | 24            | -    |
| KTM  | 39          | 1    | 144           | 9    |
| KWANG YANG   | -           | 1    | -             | 7    |
| KYMC0  | 332         | 35   | 1,084         | 176  |
| LEONART  | -           | -    | -             | 1    |
| LEONE  | 1           | -    | 1             | -    |
| LIFAN  | 1           | -    | 6             | -    |
| LIFAN, HONLEI, SKYGO, BISAN-LIFAN, SUMCO, TRUVA, SALCANO,YUKIMOTOR, RAMZY, BRANSON, XPLOER. NEMO, LEVO           | 15          | 1    | 60            | 1    |
| LIFAN, SKYGO, HONLEI, BISAN-LIFAN, TRUVA, SALCANO, YUKI, RAMZEY, BRANSON, SUMCO, NEMO, XPLOER, LEVO, ACONDA      | 7           | -    | 62            | 1    |
| LIFAN, TRUVA, YUKI, SALCANO, SUMCO, RAMZEY, BRANSON, XPLOER, NEMO, LEVO  | 9           | -    | 16            | -    |
| LINHAI   | 4           | -    | 10            | -    |
| LINHAI, KUBA, LHY  | 15          | -    | 25            | -    |
| LINHAI, KUBA, ONLINE, LHY  | 26          | 1    | 32            | 1    |
| LML  | 4           | 1    | 16            | 2    |
| LONCIN, KINLON, DORTON, CCM  | 2           | -    | 6             | -    |
| LONCIN, KINLON, LONGTING, KUBA, YUKI, MONDIAL, STMAX, KANUNI, MOTORAN, ASYA, QUSWA, PUMAREX, RALLY USA, MOD, CCM | 19          | -    | 46            | 1    |
| LONGJIA, ITALJET, ORCAL, BEELINE, ROMET MOTORS, GEMINI, Lexmoto, Jahanro, VGA, Daytona MOTORS                    | -           | -    | 2             | -    |
| MALAGUTI   | -           | 2    | -             | 3    |
| MBK  | -           | 7    | -             | 19   |
| MEGELLI  | -           | -    | 1             | -    |
| MG MOTO  | 48          | -    | 339           | 1    |
| MGK HM   | 2           | -    | 2             | -    |
| MINSK, ZONGSHEN, IRIBIS, MONDIAL, LEXMOTO, JUNAK, HONLEY, OVERBIKES  | -           | -    | 1             | -    |
| MODENAS  | 6           | -    | 34            | -    |
| MONDIAL  | -           | -    | 1             | -    |
| MOTO GUZZI   | 3           | -    | 12            | -    |
| MOTO S.P.A   | -           | -    | 4             | -    |
| MV AGUSTA  | -           | -    | 4             | 2    |
| MZ MOTORRAD  | -           | -    | -             | 1    |
| NACIONAL MOTOR   | -           | -    | -             | 1    |
| NEW ERA  | -           | 1    | -             | 1    |
| NIPPONIA   | -           | -    | 2             | -    |
| ODES, LIANGZI, BRANSON   | 3           | -    | 9             | -    |
| ORCAL  | -           | -    | 2             | -    |
| PEUGEOT  | 19          | 1    | 130           | 10   |

**Table 7 (cont.)**  
**Sales of new and used Motorcycles by Make or manufacturer: May and January - June 2017**

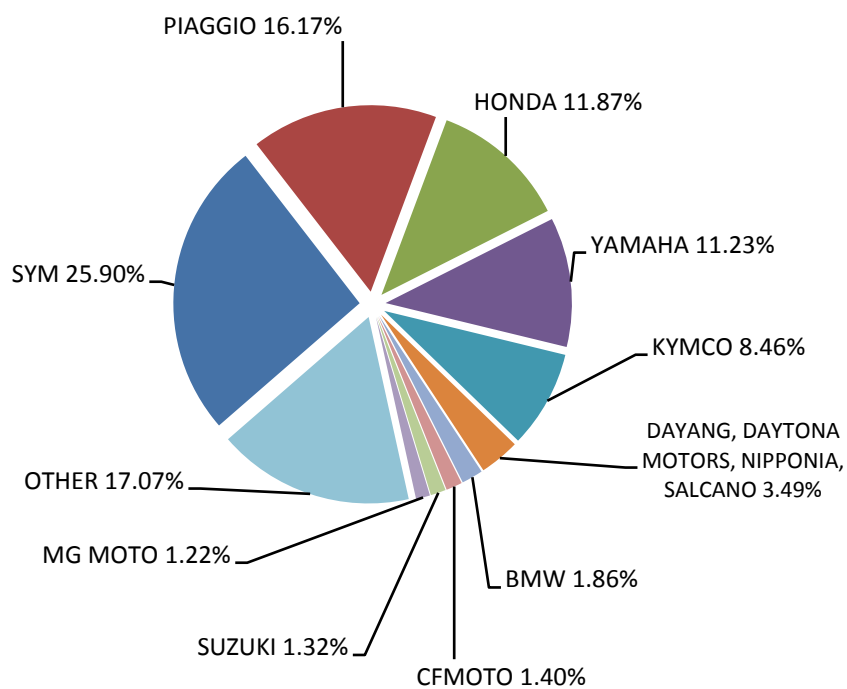
| Make   | Motorcycles |      |               |      |
|--|-------------|------|---------------|------|
|  | June        |      | January- June |      |
|  | new         | used | new           | used |
| PGO  | -           | -    | 4             | -    |
| PIAGGIO  | 635         | 55   | 2,535         | 208  |
| PIONEER, LEXMOTO, PULSE, BULLIT, OMAKS, JHC, ASYA, MONDIAL, KUBA,ACE   | 2           | -    | 3             | -    |
| POLARIS  | 9           | 1    | 29            | 2    |
| QINGQI, PIONEER, i-moto, SUPERBYKE, KENROD, QLINK, YUKI, SACHS-Bikes, Daytona                                    | 7           | -    | 22            | 1    |
| QJ , QJIANG, KEEWAY, LEONE   | 10          | -    | 16            | -    |
| QJ, QJIANG, KEEWAY   | -           | -    | 25            | -    |
| QJ, QJIANG, KEEWAY, LEONE, KUBA, RKS, EMPIRE KEEWAY, BENELLI, TELL, KREIDLER, KSR MOTO, GENERIC, EXPLORER, RIDE  | 39          | -    | 39            | -    |
| QJ, QJIANG, KEEWAY, LEONE, KUBA, RKS, GENERIC, EXPLORER, RIDE, VENGO   | 14          | -    | 46            | -    |
| QJ, QJIANG, KEEWAY, LEONE, KUBA, RKS, TELL, EMPIRE KEEWAY, BENELLI, VENGO  | 40          | -    | 71            | -    |
| QJIANG   | 2           | -    | 4             | -    |
| QUADRO   | 1           | -    | 5             | -    |
| RENAULT  | -           | 2    | -             | 2    |
| RIYA, HONLING, YAMAKOYO, TIANYING, GOES, SANYOU, BM, FUN BIKE, WOTTA   | 1           | -    | 11            | -    |
| ROMET MOTORS, ADAMOTO  | 1           | -    | 1             | -    |
| ROYAL ENFIELD  | -           | -    | 1             | -    |
| SACHS  | -           | 1    | -             | 1    |
| SAN YANG   | -           | 1    | -             | 1    |
| SANYE FUXIN, MONDIAL, ISILDAR APACHI, APACHI, ISILDAR, LINTEX  | -           | -    | 1             | -    |
| SANYOU, TARO, CHUANGTAI, GOES, JUNAK, WOTTAN, BARTON MOTORS, MAGPOWER, CAPIRELLI, OVERBIKES, PEDDA               | 4           | -    | 7             | -    |
| SHANYANG   | -           | -    | 1             | 2    |
| SHINERAY   | 6           | -    | 25            | -    |
| SKYJET   | -           | -    | 2             | -    |
| SKYTEAM,SACIN,METALCO,SOKUDO,BAZUKA,MINICO,MOTO S BORDOY,SUMCO,ROXON,CSR,MONKEY BIKES,FAZTEK                     | 11          | -    | 38            | -    |
| STANDARD   | 1           | -    | 1             | -    |
| SUZUKI   | 52          | 22   | 141           | 93   |
| SWM  | -           | -    | 1             | -    |
| SYM  | 1,017       | 11   | 3,159         | 73   |
| TANGJUNOULING, SEEES, SIMPLCITYS SRL, MMSS.A., NOUNElectric, VROMOS KIWI, Imporvia, Lda, BOX-E,ELECTA            | -           | -    | 1             | -    |
| TGB  | 2           | -    | 10            | 2    |
| TIANMA, FASPIDER, GARELLI  | -           | -    | 1             | 1    |
| TIANYING, RIYA, QISHENG, YAMAKOYO, HONGLING, ZIPP, TOROS, ROMET, ROMET MOTORS, ROUTER, VENTO, ASYA, BENYCO, BARA | 6           | -    | 27            | -    |
| TM RACING  | -           | -    | 2             | 1    |
| TRIUMPH  | 21          | 1    | 77            | 5    |

**Table 7 (cont.)**  
**Sales of new and used Motorcycles by Make or manufacturer: May and January - June 2017**

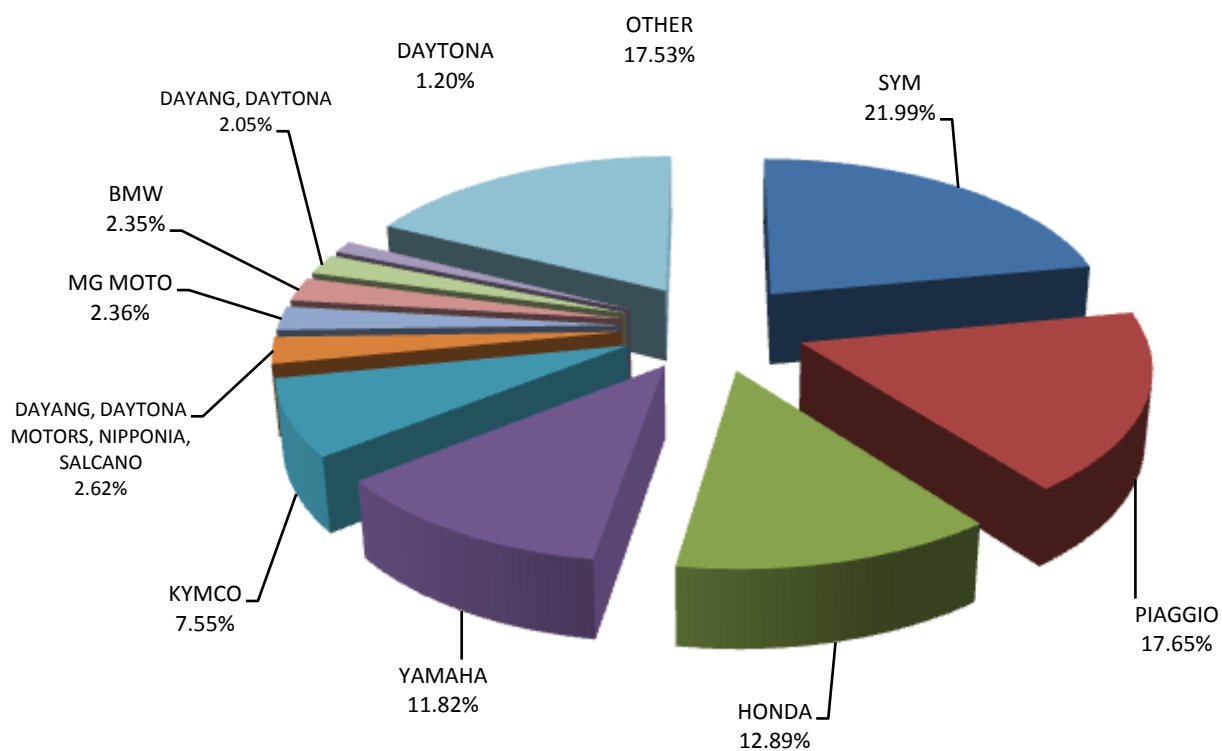
| Make   | Motorcycles  |            |               |              |
|--|--------------|------------|---------------|--------------|
|  | June         |            | January- June |              |
|  | new          | used       | new           | used         |
| VICTORY MOTORCYCLES DIVISION, POLARIS INDUSTRIES INC   | -            | -          | 1             | -            |
| WANGYE, SANBEN, UM, KENOS, SUPERBYKE, MDC, MISTRAL, STREET ELEGANCE, 4WMOTO, RIVERO, VIKERS, ZIPP, SANLI, GOWINN | 5            | -          | 17            | -            |
| WANGYE, SANBEN, UM, MONDIAL, KENOS, SUPERBYKE, RIALLI, MDC, STREET ELEGANCE, 4WMOTO, MISTRAL, RIVERO, VIKERS     | 26           | -          | 84            | -            |
| XGJAO  | 1            | -          | 7             | -            |
| XGJAO, YUAN , SKYJET, KAISAR   | 5            | -          | 28            | -            |
| XINLING, HEROWAY, LEDOW  | 1            | -          | 1             | -            |
| XINYANG  | -            | -          | 3             | -            |
| YADEA, ZTECH, MONDIAL, E-MON   | -            | -          | 1             | -            |
| YAMAHA   | 441          | 73         | 1,698         | 371          |
| YIBEN, MEIDUO, VONROAD, WUBEN, NIM   | 1            | -          | 2             | -            |
| YINGANG  | -            | -          | 1             | -            |
| YINXIANG   | 4            | -          | 8             | -            |
| YINXIANG, KENBO, CHEETA  | 2            | -          | 14            | 2            |
| ZHEJIAN  | -            | -          | -             | 1            |
| ZHONGNENG, ASYA, DADO, ZNEN, BARON   | -            | -          | 1             | -            |
| ZHONGNENG, ZNEN, AGM, AJS, YUKI, COLIBRI, EUROCKA, BTC, NOVA MOTORS, LEXMOTO, Actionbikes Motors                 | 1            | -          | 1             | -            |
| ZHONGNENG, ZNEN, DADO, DIRECT BIKES, GOWINN, VIVACOX, NECO, AGM, LEE, ASYA                                       | -            | -          | 8             | -            |
| ZHONGNENG, ZNEN, DIRECT BIKES, SUNSTO, LEARNERLEGAL, SCOOTTE   | 1            | -          | 6             | -            |
| ZONGSHEN, ZIP STAR, PIAGGIO, HONLEY, LEXMOTO, MONDIAL, PULSE, OVERBIKES, XR HORIZONT, KTNS, DERRACE              | 8            | -          | 25            | -            |
| ZONGSHEN, ZIP STAR, ZEALSUN, RYMCO, KENTO  | 1            | -          | 5             | -            |
| ZXMCO, ZHONGXING, BEWHEEL, TURBHO, RAZZO, MOTORAN, RABBIT MOTORS   | -            | 1          | 10            | 1            |
| <b>TOTAL</b>   | <b>3,926</b> | <b>310</b> | <b>14,364</b> | <b>1,490</b> |



**Graph 13. Sales of new Motorcycles (June 2017)**



**Graph 14. Sales of new Motorcycles (January - June 2017)**



## EXPLANATORY NOTES

|   |  |
|---|--|
| <b>Survey on the issuing of new road motor vehicle circulation licenses</b> | The survey on the issuing of new motor vehicle circulation licenses is a census survey. The released data give information, at country level, on the brand and type of the motor vehicle, as well as whether it is new or used. The survey does not include vehicles that move on rails, trolley busses, agricultural tractors and machinery. In addition, the following are excluded: all motor vehicles of the Armed Forces, Police, Fire Brigade, State Services, Diplomatic Corps, Foreign Missions, and Invalids of Wars, as well as motorcycles with a cylinder capacity less than 50 cc.  |
| <b>Legal basis</b>  | Law 3832/2010  |
| <b>Reference Period</b>   | June 2017  |
| <b>Coverage</b>   | The production of monthly data is based on the registers held by the Ministry of Infrastructure, Transport and Networks, which records all the monthly changes observed in the vehicle registration licenses at country level.   |
| <b>Definitions</b>  | <p><b>Road motor vehicle</b> is any vehicle that, irrespective of the number of wheels, is moved by an engine and is designed to transport persons or cargo or both of them, either they are on the same single vehicle or on a trailer carried by the main motor vehicle.</p> <p><b>New</b> road motor vehicle is any motor vehicle that is registered for the first time in Greece during the reference month and has not been put into circulation in any other country.</p> <p><b>Used</b> motor vehicle is any motor vehicle that is registered for the first time in Greece and has been imported as a used one from abroad</p> <p><b>Passenger motor vehicle:</b> it is a motor vehicle designed to carry mostly people, having no more than 9 seats, including the driver's seat.</p> <p><b>Bus:</b> it is a motor vehicle, which is designed to carry mostly people, having more than 10 seats, including the driver's seat. (In the corresponding tables of this Press Release, this category also includes articulated buses.)</p> <p><b>Lorry:</b> it is motor vehicle designed to carry mostly cargo. (In the corresponding tables of this Press Release, this category also includes tractors, tow trucks, articulated tractors, and trucks with trailers).</p> <p><b>Motorcycle:</b> any two-wheeled motor vehicle, with or without sidecar, with maximum authorized design speed over 45 km/h, or in case it is powered by a combustion engine, with a cylinder capacity of 50 cc or over (In the corresponding tables of this Press Release, this category also includes the three-wheeled motor vehicles – motor tricycles).</p> <p><b>Tricycle motor vehicle:</b> it is a motor vehicle with three symmetrical wheels with maximum authorized design speed over 45 km/h, or in case it is powered by a combustion engine, with a cylinder capacity over the 50 cc. This category also includes four-wheel vehicles, except the light four-wheel motorcycles, whose empty vehicle tare (excluding the weight of the fuel or mixture of fuel-oil or the weight of the batteries for electric cars) is up to 400 kg in the case the vehicle is designed for passenger use or up to 550 kg in case the vehicle is designed to carry cargo and whose engine is up to 15KW.</p> |
| <b>Methodology</b>  | Exhaustive Survey. The primary data derive from the Ministry of Infrastructure, Transport and Networks and are based on the issuing of new circulation licenses as they are registered by the Regional Offices for Transport and Communications.   |
| <b>References</b>   | More information (graphs, tables) concerning the survey on the issuing of new motor vehicle circulation licenses are available on the webpage of ELSTAT, <a href="http://www.statistics.gr/en/statistics/-/publication/SME24/-">www.statistics.gr</a> , under the link <a href="http://www.statistics.gr/en/statistics/-/publication/SME24/-">http://www.statistics.gr/en/statistics/-/publication/SME24/-</a>   |