ΓΑΜΟΙ

ΘΡΗΣΚΕΥΤΙΚΟΙ - ΠΟΛΙΤΙΚΟΙ

	Θρησκευτικοί	Πολιτικοί	
1991	59.710	5.858	65.568
1992	42.406	6.225	48.631
1993	56.204	5.991	62.195
1994	50.889	5.924	56.813
1995	57.258	6.729	63.987
1996	38.670	6.738	45.408
1997	53.652	6.883	60.535
1998	49.081	6.408	55.489
1999	53.495	7.670	61.165
2000	40.269	8.611	48.880
2001	48.087	10.404	58.491
2002	45.578	12.294	57.872
2003	47.871	13.210	61.081
2004	37.496	13.881	51.377
2005	43.601	17.442	61.043
2006	39.579	18.223	57.802
2007	40.734	20.643	61.377
2008	32.380	21.120	53.500
2009	34.375	24.837	59.212
2010	30.327	26.011	56.338
2011	28.472	26.627	55.099
2012	23.980	25.725	49.705
2013	25.624	25.632	51.256
2014	26.152	26.953	53.105
2015	26.419	27.253	53.672
2016*	23.733	25.844	49.577



53.672
2015

-29,8%

76.452
1975

ΔΙΑΖΥΓΙΑ

ΟΡΙΣΤΙΚΕΣ ΑΠΟΦΑΣΕΙΣ

1991	6.351
1992	6.156
1993	7.725
1994	7.675
1995	10.995
1996	9.360
1997	9.422
1998	7.814
1999	9.629
2000	11.309
2001	11.184
2002	11.080
2003	12.033
2004	12.307
2005	13.494
2006	13.218
2007	12.994
2008	13.163
2009	13.607
2010	13.275
2011	12.705
2012	14.880
2013	16.717
2014	14.427



14.427
2014

+287,2%

3.726
1975

ΣΥΜΦΩΝΑ ΣΥΜΒΙΩΣΗΣ

ΔΙΑΖΥΓΙΑ

ΚΑΤΑ ΤΥΠΟ

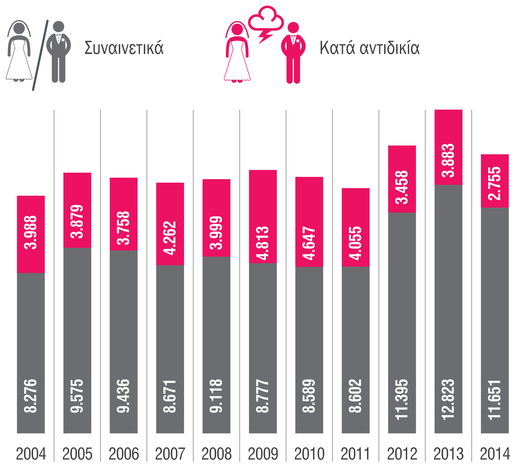

ΣΥΜΦΩΝΑ ΣΥΜΒΙΩΣΗΣ

ΚΑΤΑ ΦΥΛΟ, 2016*

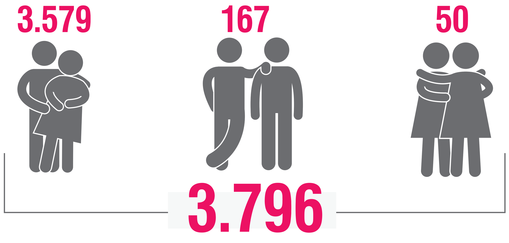

* Προσωρινά στοιχεία

ΔΙΑΖΥΓΙΑ
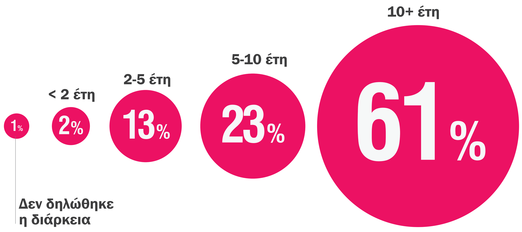
ΚΑΤΑ ΔΙΑΡΚΕΙΑ ΛΥΘΕΝΤΟΣ ΓΑΜΟΥ, 2014