



PRESS RELEASE

ACTIVITIES OF STATE MUNICIPAL THEATRES AND ORCHESTRAS, 2016

The Hellenic Statistical Authority (ELSTAT) announces a Press Release presenting the data of the Survey on the Activities of State Municipal Theatres and Orchestras for the period 2006- 2016¹.

The Survey on the Activities of State Municipal Theatres and Orchestras is a yearly census survey. The survey collects data pertaining to the type of the artistic shows (ancient Greek drama, classical drama and contemporary drama plays, opera, concerts, etc.), as well as to the number of plays, performances and spectators, by type of show, in state municipal theatres and orchestras. On the basis of the available data from the survey conducted in 2016 but also from the surveys during the last ten years, the following are observed:

- As regards the activities that took place in 2016 in comparison with 2015, an increase of 12.3% is recorded in the number of plays, an increase of 10.0% is observed in the number of performances and an increase of 15.7% in the number of spectators (Table 1, Graph 1).
- As regards the number of spectators in State Municipal Theatres and Orchestras, it is observed that in winter season, the largest number of spectators is recorded for “children’s theatre” (299,085), “concerts” (254,390) and “classical theatre” (121,030). Moreover, during the summer season the biggest number of spectators is recorded for “concerts” (415,527), “ancient Greek drama plays” (295,717) and “children’s theater” (105,310) (Table 2, Graph 2 and 3).
- The total amount of subsidies paid to State Municipal Theatres and Orchestras in 2016 compared with 2015 increased by 4,986,667 euro (Table 4, Graph 4).

Moreover, there are tables presenting data concerning the capacity of the theatre halls (number of seats, surface area of the halls, stages, dressing rooms and foyers), as well as data on the personnel (performers, technical staff, theatre ushers, etc.) (Table 3 and 5, Graph 5).

Table 1. Activities of State Municipal Theatres and Orchestras (2015 and 2016)

	2015	2016	change 2016/2015
Number of plays	2,766	3,106	12.3%
Number of performances	6,316	6,950	10.0%
Number of spectators	2,334,156	2,701,751	15.7%

Information:

Division of Social Statistics
Section of Culture and Sports Statistics
Argyro Pateraki
tel: +30 213 1352129
e-mail: ar.pateraki@statistics.gr

¹ The reference year of the survey refers to the “theatrical year” which begins on 1 October of year t-1 and ends in September of the next year (year t).

Graph 1. Activities of State Municipal Theatres and Orchestras, 2006-2016

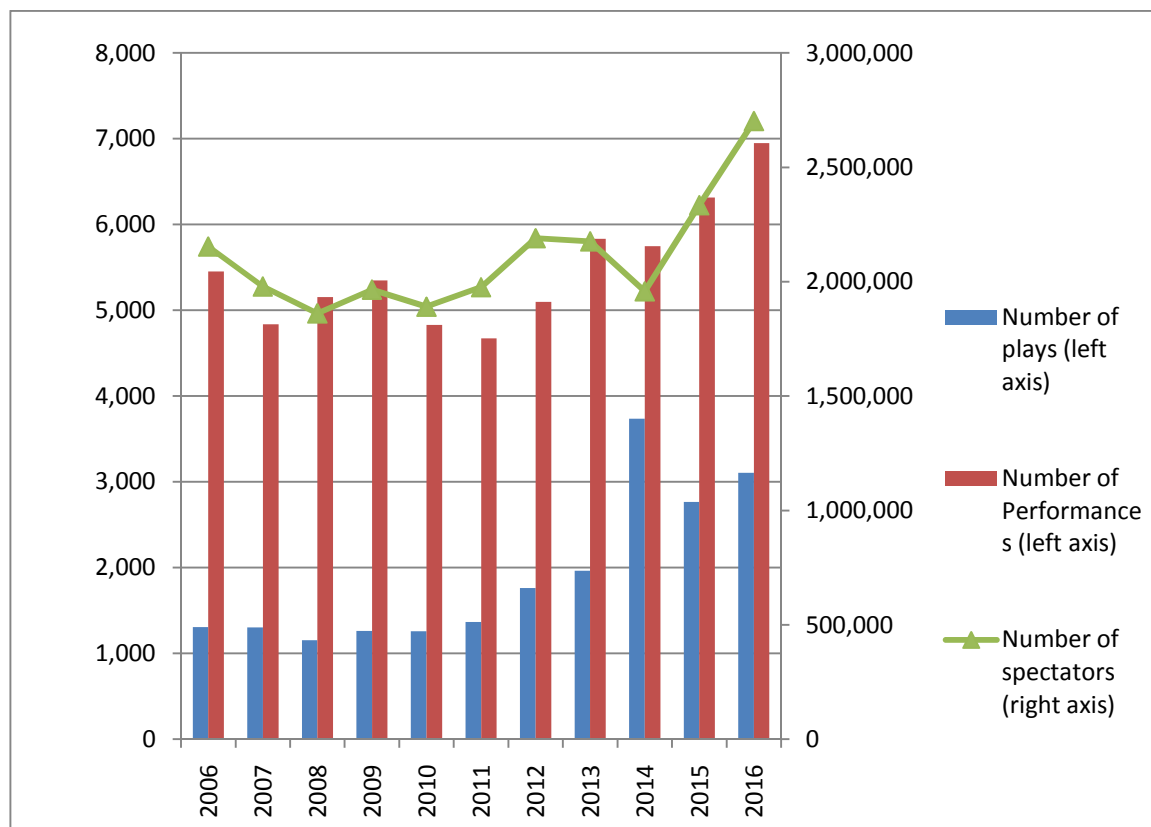
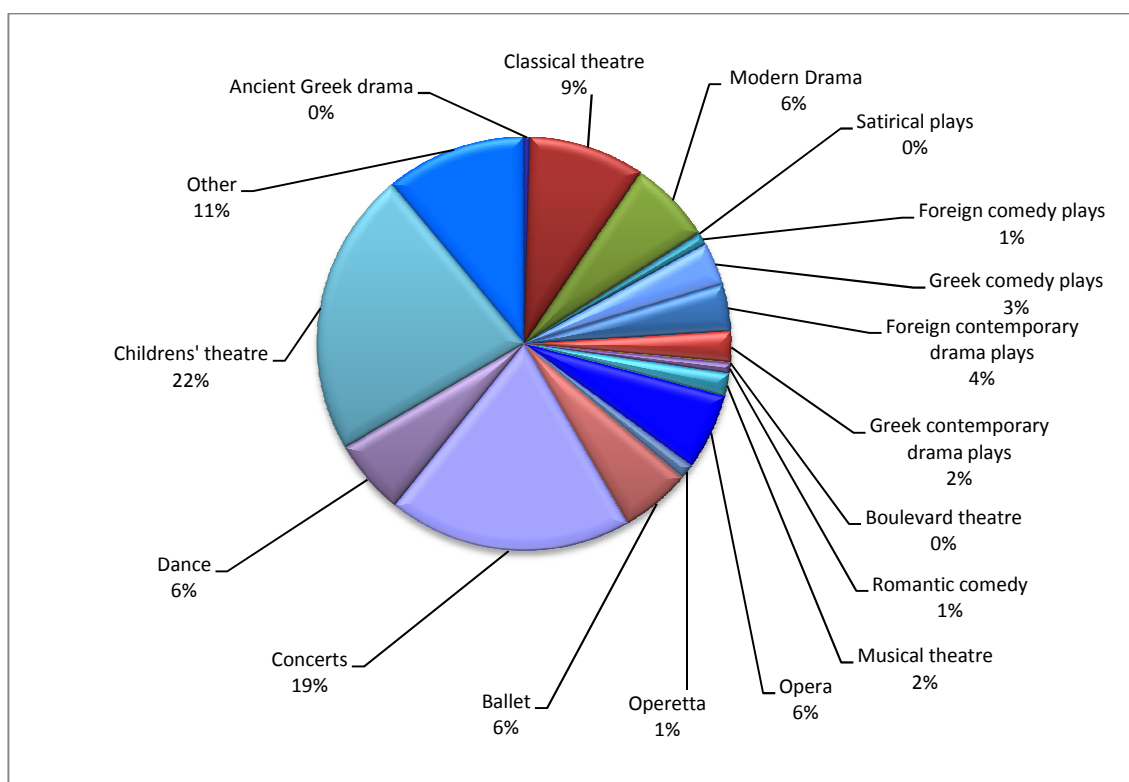


Table 2. Activities of State Municipal Theatres and Orchestras, by type of show and period, 2016

Type of show	WINTER SEASON			SUMMER SEASON		
	Number of plays	Number of Performances	Number of spectators	Number of plays	Number of Performances	Number of spectators
Ancient Greek drama	12	48	5,928	114	229	295,217
Classical theatre	79	441	121,030	42	91	30,981
Modern Drama	16	336	87,017	28	73	18,992
Satirical plays	3	4	1,100	11	12	6,107
Foreign comedy plays	18	71	12,530	25	33	15,953
Greek comedy plays	60	206	44,689	90	145	60,270
Foreign contemporary drama plays	19	328	49,514	28	46	12,254
Greek contemporary drama plays	34	293	31,745	39	86	30,974
Boulevard theatre	3	5	750	0	0	0
Romantic comedy	18	36	11,082	4	4	1,680
Musical theatre	8	36	24,003	9	12	10,436
Opera	36	91	79,824	6	16	37,447
Operetta	8	27	15,374	3	3	1,810
Ballet	38	120	73,794	18	18	20,760
Concerts	511	502	254,930	466	421	415,527
Dance	104	149	79,045	144	237	95,907
Childrens' theatre	188	1,244	299,085	167	239	105,310
Other	412	797	147,575	345	551	203,651

**Graph 2. Activities of State Municipal Theatres and Orchestras by type of show, 2016
(Winter season)**



**Graph 3. Activities of State Municipal Theatres and Orchestras by type of show, 2016
(Summer season)**

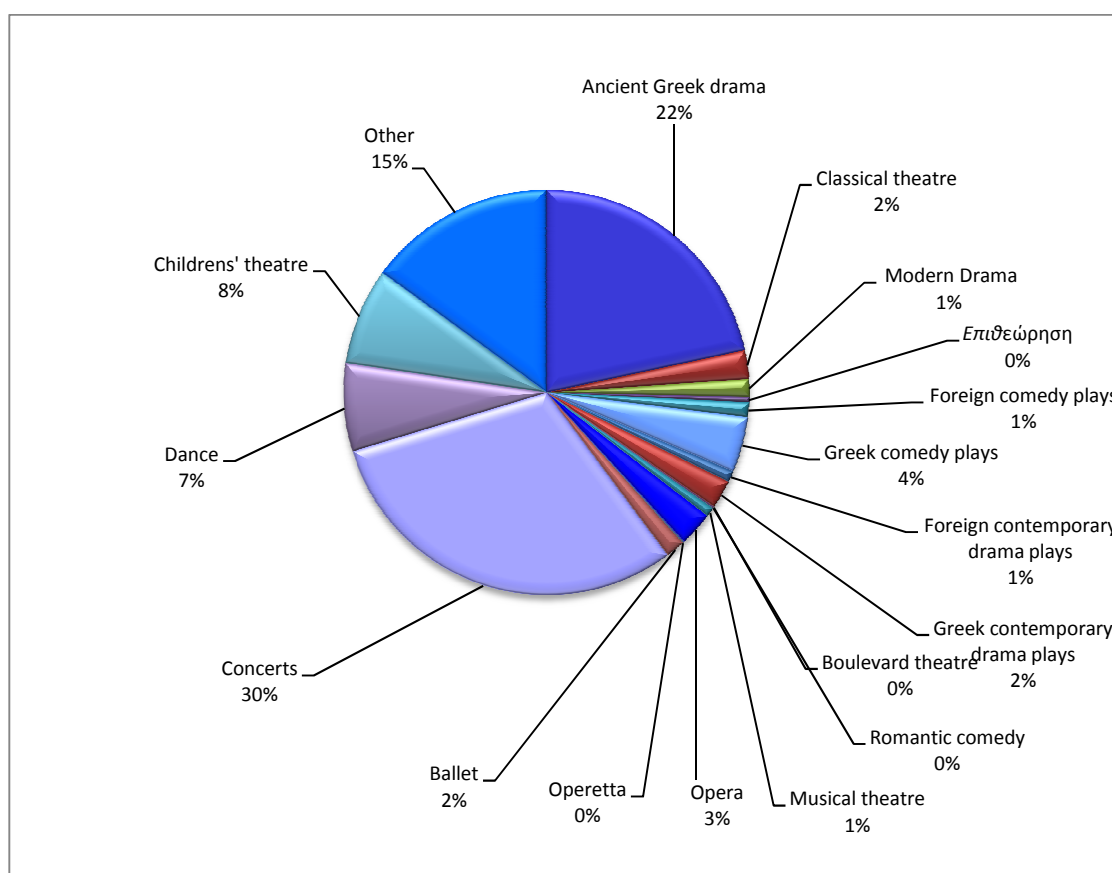


Table 3. Capacity of the facilities of State Municipal Theatres and Orchestras, 2016

Number of seats	107,173
Surface area of halls (m2)	52,805
Surface area of stages (m2)	12,412
Surface area of dressing rooms (m2)	9,370
Surface area of foyers (m2)	21,506

Table 4. Subsidies paid to State Municipal Theatres and Orchestras, 2006-2016

Year	Amount of subsidies (euro)
2006	47,610,880
2007	54,673,197
2008	89,075,326
2009	55,573,772
2010	47,618,706
2011	42,859,416
2012	42,825,618
2013	54,730,305
2014	30,048,360
2015	30,801,600
2016	35,788,267

Graph 4. Subsidies paid to State Municipal Theatres and Orchestras, 2006-2016

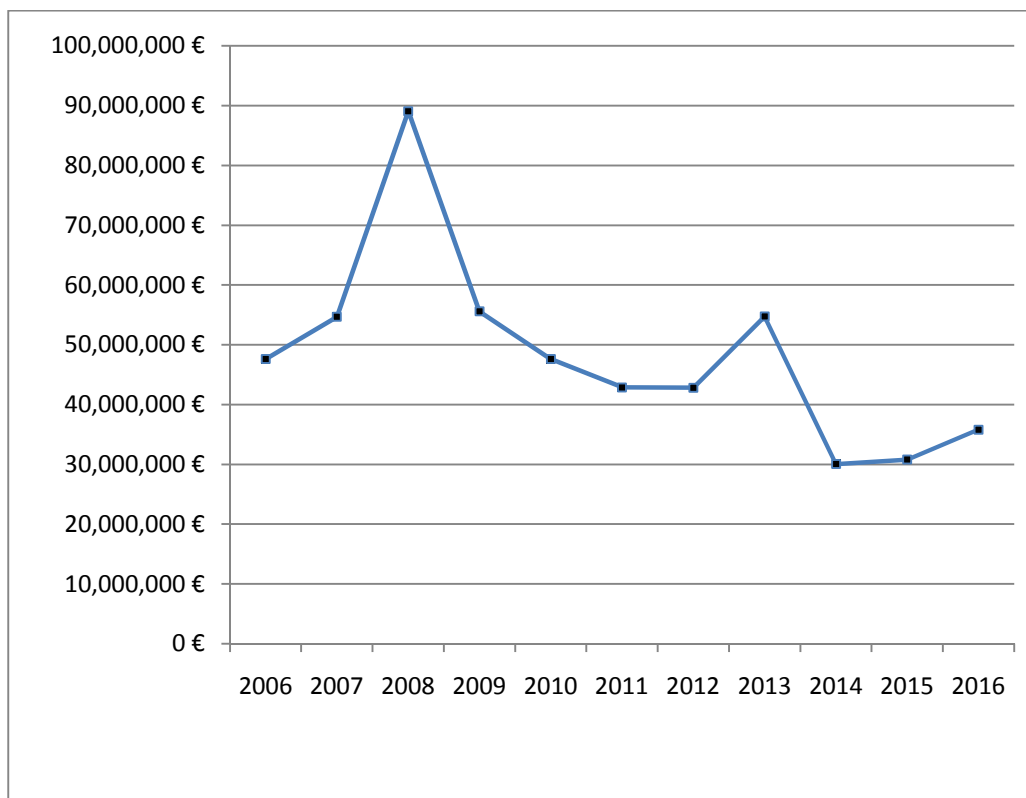
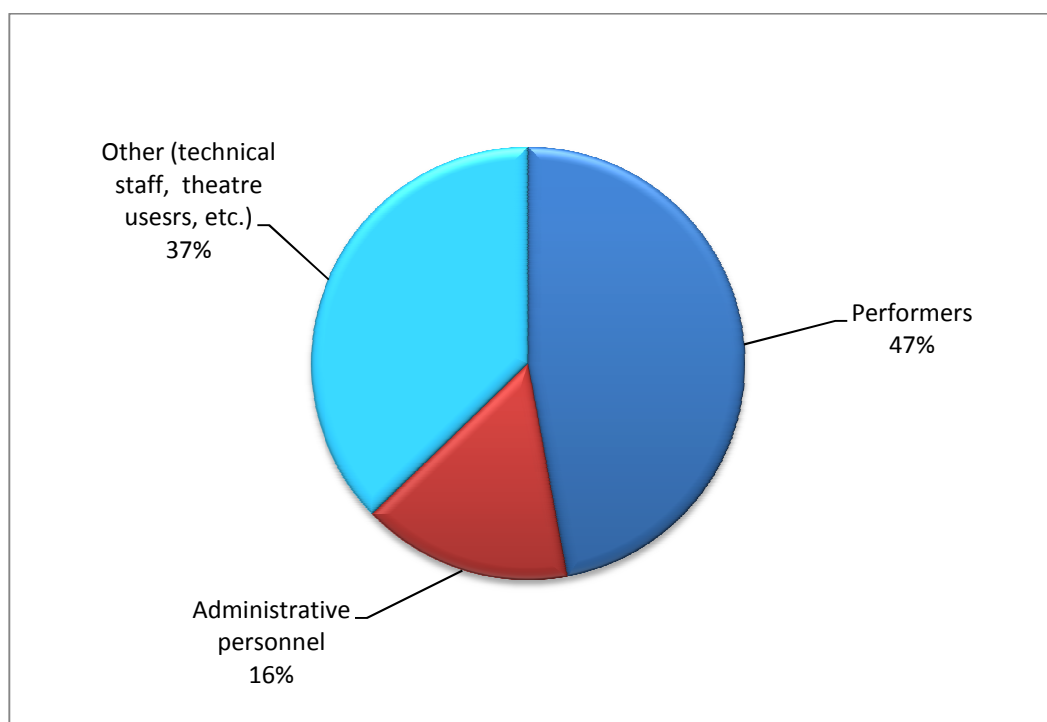


Table 5. Persons employed in State Municipal Theatres and Orchestras, (2015 and 2016)

	2015	2016
Total personnel	4,672	4,699
Performers	2,396	2,213
Administrative personnel	763	736
Other (technical staff, theatre users, etc.)	1,513	1,750

Graph 5. Persons employed in State Municipal Theatres and Orchestras, 2016



EXPLANATORY NOTES

Survey on the activities of State Municipal Theatre and Orchestras	The Survey on the Activities of State Municipal Theaters and Orchestras is carried out since 1970. The survey collects data on the activities of the state municipal theatres and orchestras by type of show, and more specifically data on the number of plays and performances, as well as the number of spectators. Moreover, the survey collects data on the capacity of theatres' facilities, their personnel and the subsidies.
Legal framework	The survey is conducted by virtue of the Law 3832/2010, as amended and in force.
Periodicity	Annual.
Methodology	The survey is a census survey and is carried out on an annual basis. The reference year of the survey refers to the "theatrical year" which begins on 1 October of year t-1 and ends in September of the next year (year t). The data are collected from the State Theatres of Greece, such as the Odeon of Herodes Atticus, the Ancient Theatre of Epidavros, the Municipal Regional Theatres and Orchestras and other Municipal Theatres.
References	More information on the Survey on the Activities of State Municipal Theaters and Orchestras and information from previous years can be found on the website of the Hellenic Statistical Authority (ELSTAT) (www.statistics.gr), at: http://www.statistics.gr/en/statistics/-publication/SCI15/-