



PRESS RELEASE

ISSUING OF MOTOR VEHICLE LICENSES: OCTOBER 2017

The Hellenic Statistical Authority announces that in October 2017, 12,737 road motor cars (both new and used from abroad) were put into circulation for the first time, recording a 34.4% increase compared with the corresponding month of 2016 when the number of road motor cars was 9,479. In October 2016, a 20.0% increase had been observed in comparison with the corresponding month of 2015 (Table1, Graphs 1,2,3,5). A total number of 6,890 new cars were put into circulation in October 2017 compared with 5,485 in October 2016, recording a 25.6% increase.

The new motorcycles (over 50cc) that were put into circulation for the first time in October 2017 amounted to 2,356, against 2,866 in 2016, thus recording a 17.8% decrease. In October 2016, a 12.7% increase had been observed in comparison with the corresponding month of 2015 (Table 1, Graph 4). Out of the above motorcycles 2,088 were new, while the corresponding figure in October 2016 was 2,683, recording a 22.2% decrease.

During the period January - October 2017, 134,641 road motor cars (both new and used from abroad) were put into circulation for the first time, representing an increase of 21.5% compared to the corresponding period of 2016 when the number of road motor cars was 110,775. During the period January - October 2016 an increase of 13.3% had been observed in comparison with the corresponding period of 2015 (Table3, Graphs 6,7). Out of the above number of road motor cars that were put into circulation, from January to October 2017, 82,198 were new, while the corresponding number during the respective period of 2016 was 73,263, recording an increase of 12.2%.

During the period January - October 2017 the circulation of new motorcycles (over 50cc) amounted to 27,478 against 35,177 in 2016, thus representing a 21.9% decrease. An increase of 12.1% had been observed during the period January - October 2016 in comparison with the corresponding period of 2015 (Table 3, Graphs 6,7). A total number of 24,915 new motorcycles were put into circulation, from January to October 2017, compared with 32,829 during the corresponding period of 2016, recording a 24.1% decrease.

Information:

Trade and Services Statistics Division

Transport, Communications and Mass Media Section

Konstantinos Menexes

Tel: +30 213 135 2500

FAX: +30 213 135 2496

E-mail : k.menexes@statistics.gr

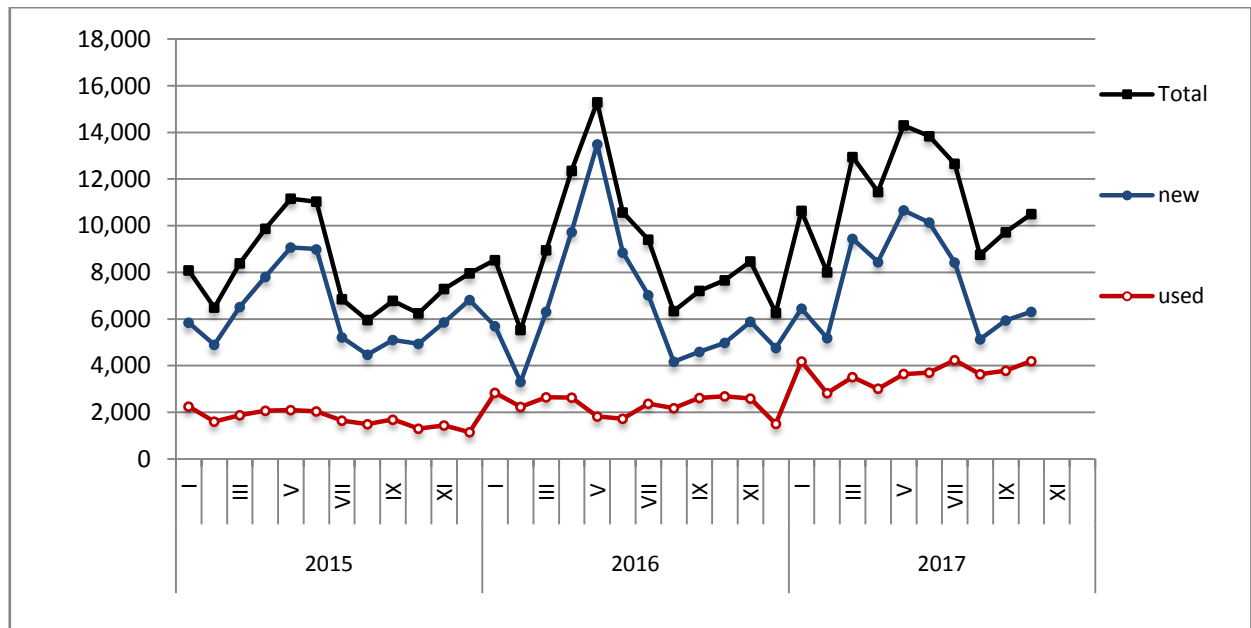
Table 1. Road motor vehicles, both new and used, put into circulation for the first time in Greece: October 2015 - 2017

Category of Road Motor Vehicles	October									Change (%)					
	2015			2016			2017			2016/2015			2017/2016		
	Total	New	Used	Total	New	Used	Total	New	Used	Total	New	Used	Total	New	Used
Greece, total															
Road Motor Vehicles,total	10,440	7,821	2,619	12,345	8,168	4,177	15,093	8,978	6,115	18.2%	4.4%	59.5%	22.3%	9.9%	46.4%
1. Road motor cars	7,897	5,440	2,457	9,479	5,485	3,994	12,737	6,890	5,847	20.0%	0.8%	62.6%	34.4%	25.6%	46.4%
Passenger Cars	6,244	4,940	1,304	7,668	4,984	2,684	10,505	6,304	4,201	22.8%	0.9%	105.8%	37.0%	26.5%	56.5%
Buses	51	4	47	56	11	45	70	12	58	9.8%	175.0%	-4.3%	25.0%	9.1%	28.9%
Lorries	1,602	496	1,106	1,755	490	1,265	2,162	574	1,588	9.6%	-1.2%	14.4%	23.2%	17.1%	25.5%
2. Motorcycles > 50 cc	2,543	2,381	162	2,866	2,683	183	2,356	2,088	268	12.7%	12.7%	13.0%	-17.8%	-22.2%	46.4%
Prefecture of Attica															
Road Motor Vehicles,total	5,484	4,741	743	6,358	5,045	1,313	7,670	5,618	2,052	15.9%	6.4%	76.7%	20.6%	11.4%	56.3%
1. Road motor cars	4,240	3,522	718	4,822	3,534	1,288	6,490	4,481	2,009	13.7%	0.3%	79.4%	34.6%	26.8%	56.0%
Passenger Cars	3,821	3,330	491	4,299	3,292	1,007	5,851	4,195	1,656	12.5%	-1.1%	105.1%	36.1%	27.4%	64.4%
Buses	19	1	18	21	2	19	29	7	22	10.5%	100.0%	5.6%	38.1%	250.0%	15.8%
Lorries	400	191	209	502	240	262	610	279	331	25.5%	25.7%	25.4%	21.5%	16.3%	26.3%
2. Motorcycles > 50 cc	1,244	1,219	25	1,536	1,511	25	1,180	1,137	43	23.5%	24.0%	0.0%	-23.2%	-24.8%	72.0%

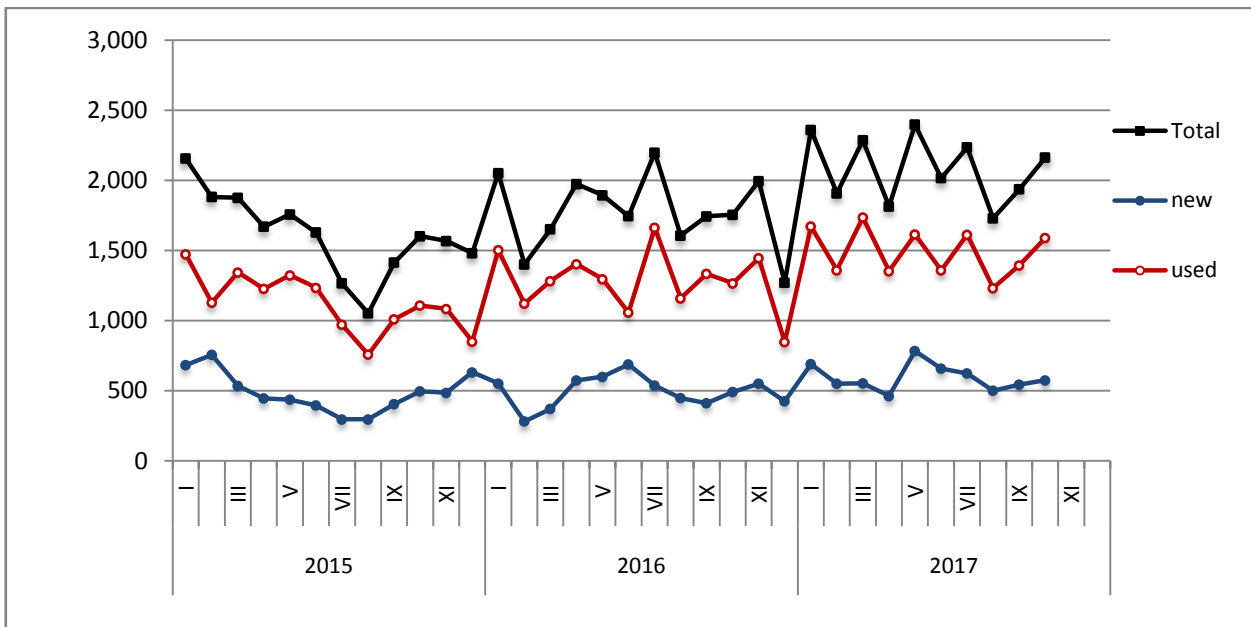
Table 2. Road motor vehicles, both new and used, put into circulation for the first time in Greece: November 2015 - October 2017

Category of Road Motor Vehicles	Average Nov. 2015 - Oct. 2016			Average Nov. 2016 - Oct. 2017			Change (%)		
							Average Nov. 2016 - Oct. 2017 / Average Nov. 2015 - Oct. 2016		
	Total	New	Used	Total	New	Used	Total	New	Used
Greece, total									
Road Motor Vehicles,total	14,131	10,407	3,724	15,766	10,618	5,148	11.6%	2.0%	38.2%
1. Road motor cars	10,764	7,255	3,509	12,732	7,820	4,912	18.3%	7.8%	40.0%
Passenger Cars	8,927	6,734	2,193	10,633	7,230	3,403	19.1%	7.4%	55.2%
Buses	81	16	65	90	15	75	11.1%	-6.3%	15.4%
Lorries	1,756	505	1,251	2,009	575	1,434	14.4%	13.9%	14.6%
2. Motorcycles > 50 cc	3,367	3,152	215	3,034	2,798	236	-9.9%	-11.2%	9.8%

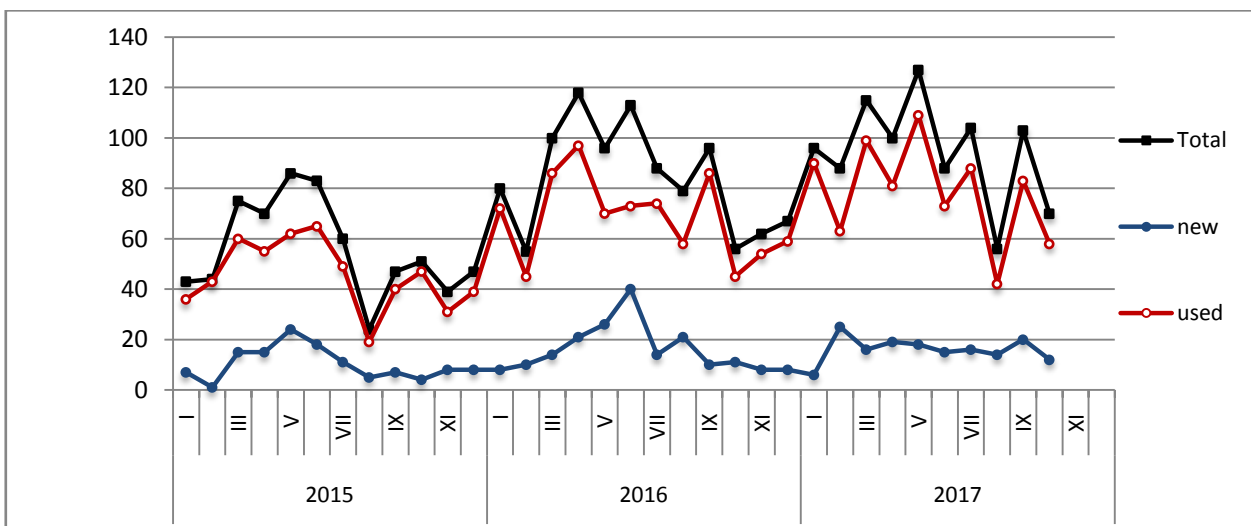
Graph 1: Passenger Cars (January 2015 - October 2017)



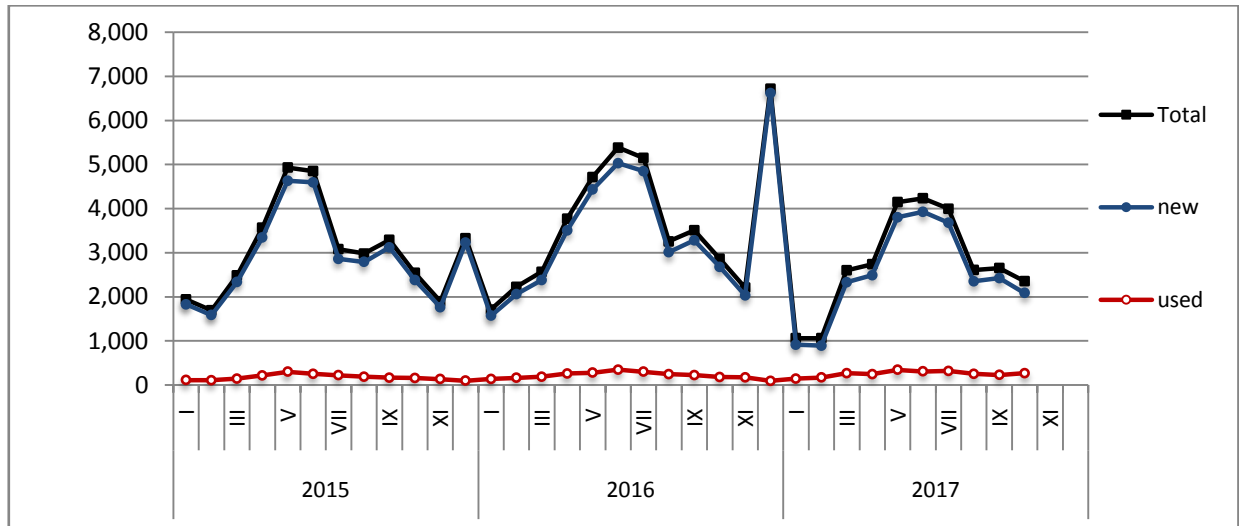
Graph 2: Lorries (January 2015 - October 2017)



Graph 3: Buses (January 2015 - October 2017)



Graph 4: Motorcycles (January 2015 - October 2017)



Graph 5: New Registrations of Motor Vehicles (October 2017)

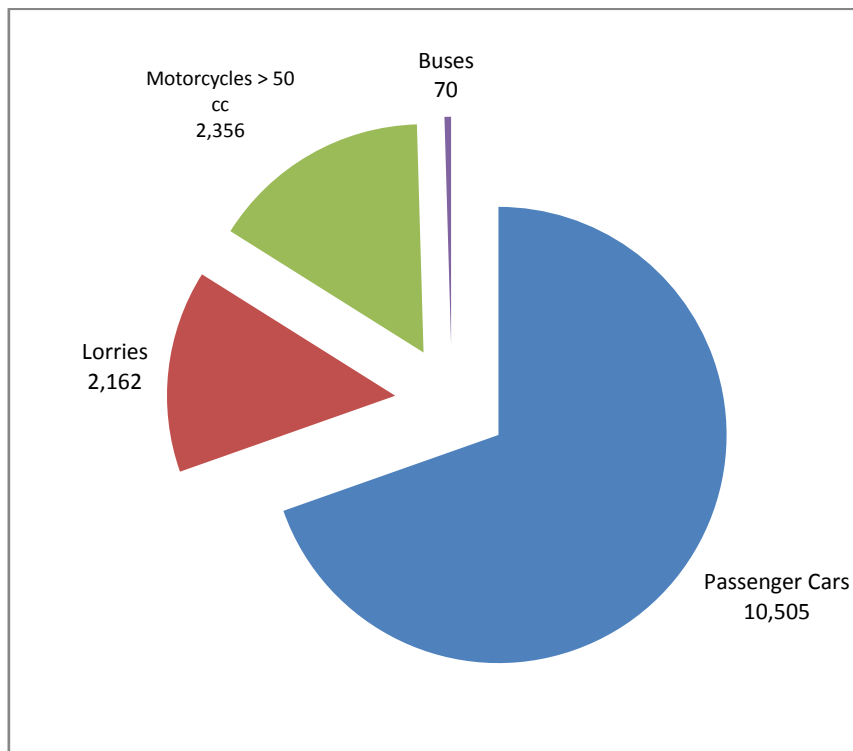
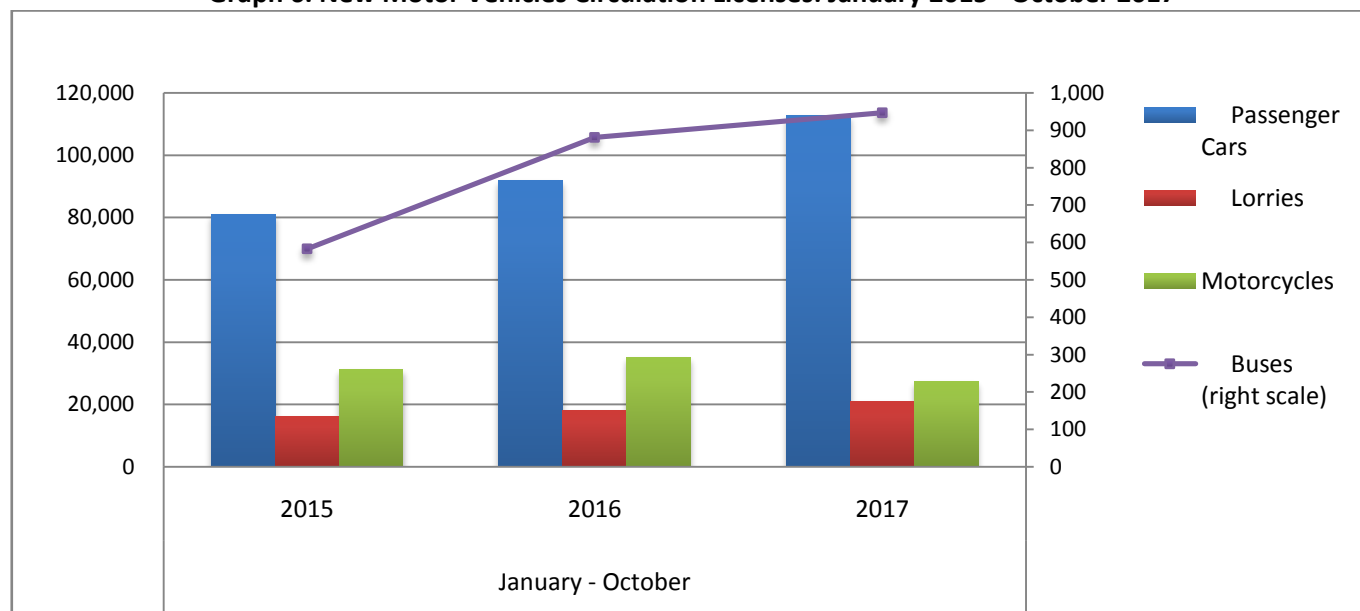


Table 3. Road motor vehicles, both new and used, put into circulation for the first time in Greece: Jan. 2015 - Oct. 2017

Category of Road Motor Vehicles	January - October									Change (%)					
	2015			2016			2017			2016/2015			2017/2016		
	Total	New	Used	Total	New	Used	Total	New	Used	Total	New	Used	Total	New	Used
Greece, total															
Road Motor Vehicles, total	129,165	97,164	32,001	145,952	106,092	39,860	162,119	107,113	55,006	13.0%	9.2%	24.6%	11.1%	1.0%	38.0%
1. Road motor cars	97,788	67,676	30,112	110,775	73,263	37,512	134,641	82,198	52,443	13.3%	8.3%	24.6%	21.5%	12.2%	39.8%
Passenger Cars	80,906	62,834	18,072	91,876	68,144	23,732	112,850	76,105	36,745	13.6%	8.5%	31.3%	22.8%	11.7%	54.8%
Buses	583	107	476	881	175	706	947	161	786	51.1%	63.6%	48.3%	7.5%	-8.0%	11.3%
Lorries	16,299	4,735	11,564	18,018	4,944	13,074	20,844	5,932	14,912	10.5%	4.4%	13.1%	15.7%	20.0%	14.1%
2. Motorcycles > 50 cc	31,377	29,488	1,889	35,177	32,829	2,348	27,478	24,915	2,563	12.1%	11.3%	24.3%	-21.9%	-24.1%	9.2%
Prefecture of Attica															
Road Motor Vehicles, total	64,321	55,834	8,487	76,212	64,601	11,611	81,891	65,178	16,713	18.5%	15.7%	36.8%	7.5%	0.9%	43.9%
1. Road motor cars	52,080	43,904	8,176	61,948	50,588	11,360	70,700	54,323	16,377	18.9%	15.2%	38.9%	14.1%	7.4%	44.2%
Passenger Cars	47,630	41,520	6,110	56,700	48,041	8,659	64,244	51,022	13,222	19.0%	15.7%	41.7%	13.3%	6.2%	52.7%
Buses	221	47	174	317	76	241	347	86	261	43.4%	61.7%	38.5%	9.5%	13.2%	8.3%
Lorries	4,229	2,337	1,892	4,931	2,471	2,460	6,109	3,215	2,894	16.6%	5.7%	30.0%	23.9%	30.1%	17.6%
2. Motorcycles > 50 cc	12,241	11,930	311	14,264	14,013	251	11,191	10,855	336	16.5%	17.5%	-19.3%	-21.5%	-22.5%	33.9%

Graph 6. New Motor Vehicles Circulation Licenses: January 2015 - October 2017



Graph 7. New Registrations of Motor Vehicles January - October 2017

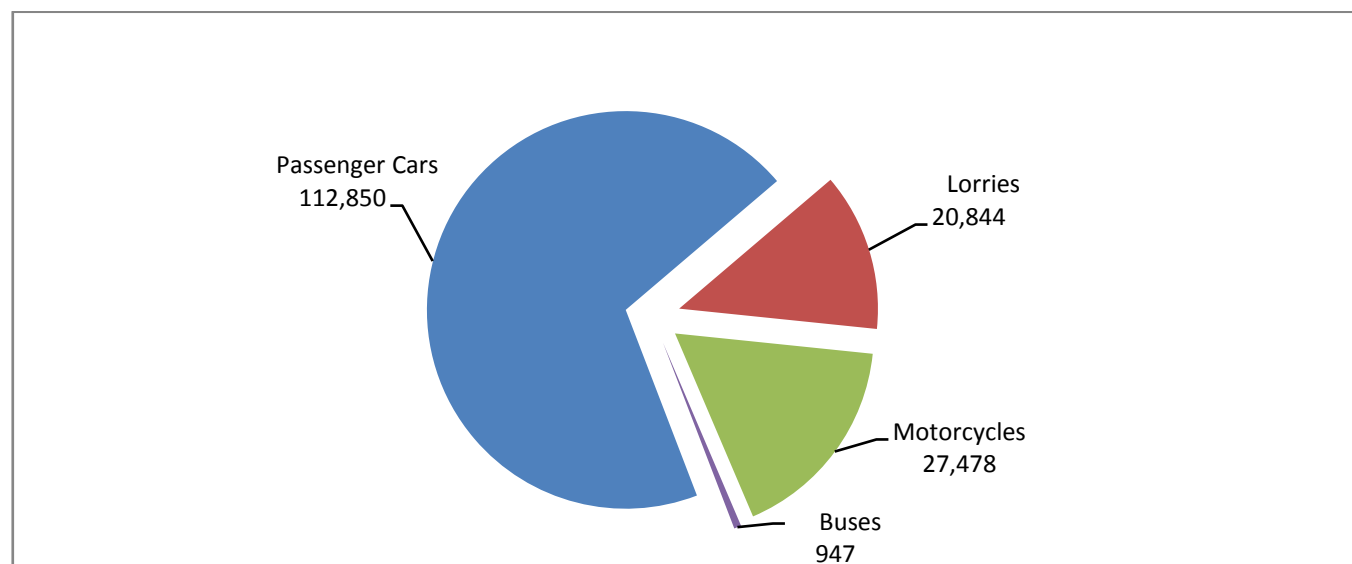


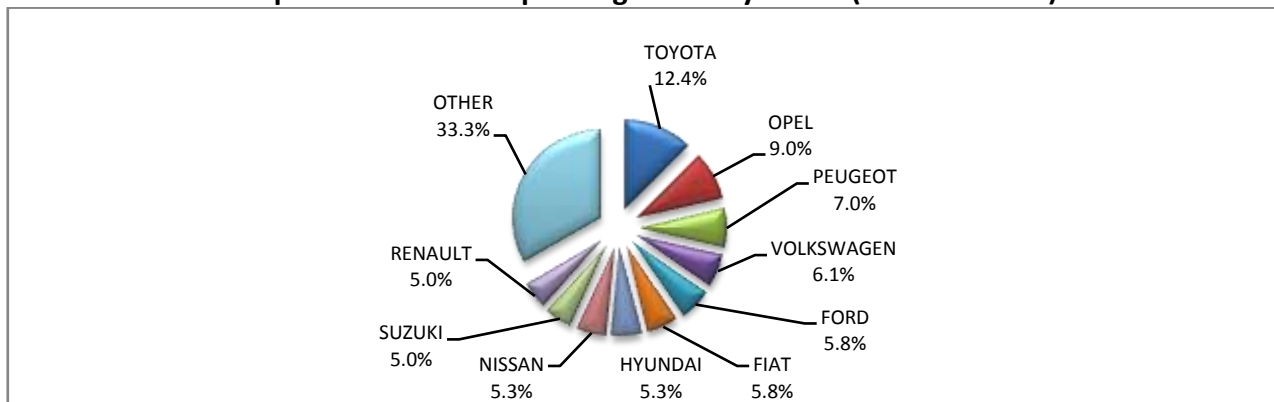
Table 4
Sales of new and used passenger cars by make: October 2017 and January - October 2017

Make	Passenger cars			
	October		January - October	
	new	used	new	used
ACURA	-	-	-	1
ALFA ROMEO	43	19	484	172
AUDI	262	31	2,664	329
AUTO TRAIL VR	-	-	-	1
BENTLEY	-	-	3	-
BMW	276	39	2,526	382
CADILLAC	-	-	-	2
CARBODIES	-	-	-	1
CHEVROLET	-	67	2	495
CHONGQING LIFAN	-	-	3	-
CHRYSLER	-	-	-	6
CITROEN	285	175	3,569	1,755
CORVETTE	-	-	-	1
DACIA	67	12	608	143
DAIHATSU	-	40	-	299
DELOREAN (DMC)	-	1	-	1
DETHLEFFS	-	3	-	42
DODGE	-	-	-	1
FERRARI	-	-	-	6
FIAT	365	257	5,682	2,644
FIAT DUCATO Z.MANTOS	-	-	2	-
FORD	368	265	3,131	2,657
GENERAL MOTORS	-	1	-	1
HONDA	56	69	511	497
HUMMER	-	1	-	2
HYUNDAI	334	160	3,608	1,230
ISUZU	-	-	-	1
JAGUAR	2	2	28	11
JEEP	58	2	748	29
KIA	97	34	1,063	330
LADA	-	-	-	1
LAMBORGHINI	-	-	-	1
LANCIA	-	28	8	178
LAND ROVER	11	12	99	113
LEXUS	3	1	31	14
LOTUS	-	-	-	2
MASERATI	1	-	3	-
MAZDA	-	29	75	317
MERCEDES	260	114	3,302	1,152
MERCEDES Z.MANTOS	-	-	3	-
MG	-	-	-	1
MIA	-	-	-	1
MINI	122	35	1,234	237
MITSUBISHI	29	61	161	455
NISSAN	332	243	6,355	1,814
OPEL	567	594	5,937	5,388
PEUGEOT	441	166	5,881	1,537
PEUGEOT AUTO RIBEIRO	-	-	6	-

Table 4 (cont)
Sales of new and used passenger cars by make: October 2017 and January - October 2017

Make	Passenger cars			
	October		January - October	
	new	used	new	used
PLYMOUTH	-	-	-	1
PORSCHE	3	4	57	51
RANGE ROVER	-	1	7	7
RENAULT	314	165	2,942	1,671
ROLLS ROYCE	-	-	-	1
ROVER	-	-	-	3
SAAB	-	1	-	12
SEA / MOBILVETT	-	1	-	13
SEAT	143	25	1,694	292
SKODA	207	77	2,581	661
SMART	70	231	480	1,841
SSANGYONG	-	-	51	-
SUBARU	4	5	29	32
SUZUKI	318	142	4,844	1,281
TESLA MOTORS	-	-	1	1
TOYOTA	784	912	8,646	6,944
VOLKSWAGEN	384	169	6,049	1,576
VOLKSWAGEN - Z.MANTOS	-	-	2	-
VOLVO	98	7	995	108
TOTAL	6,304	4,201	76,105	36,745

Graph 8. Sales of new passenger cars by make (October 2017)



Graph 9. Sales of new passenger cars by make (January - October 2017)

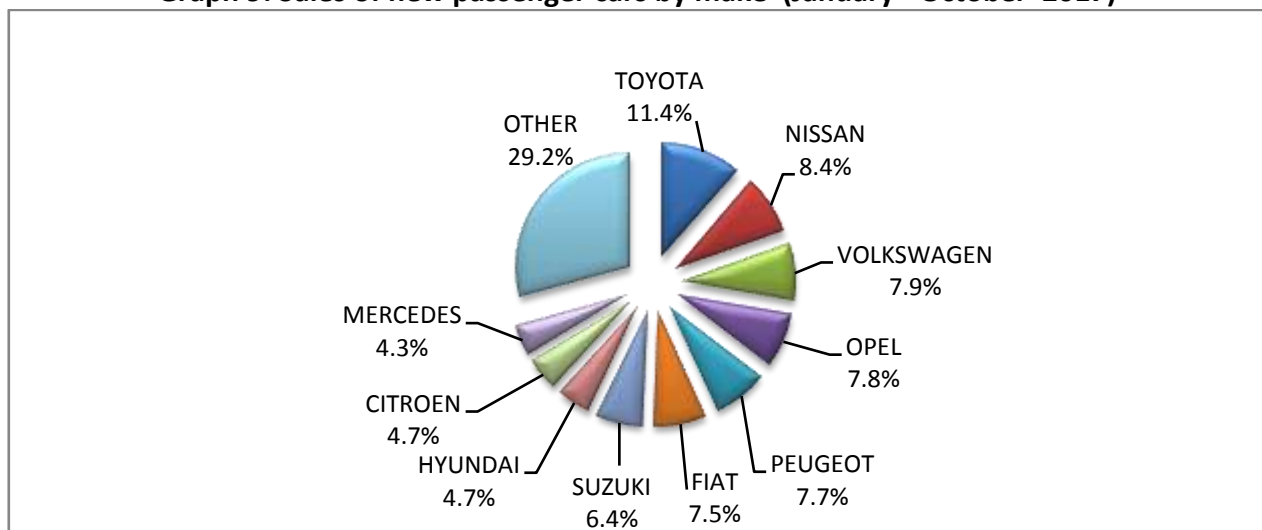


Table 5
Sales of new and used lorries by make: October 2017 and January - October 2017

Make	Lorries			
	October		January - October	
	new	used	new	used
BMW	-	-	-	1
CADILLAC	-	-	-	1
CHEVROLET	-	1	-	2
CHRYSLER	-	-	-	1
CITROEN	36	51	217	468
DACIA	-	5	-	25
DAEWOO	-	-	-	1
DAF	-	28	6	265
DAF TECMEC A.E.B.E.	-	-	1	-
DAF A. KAOUSSIS SA	1	-	7	-
DAF DYNA TRAILERS S.A.	-	-	1	-
DAF KOSKERIDIS	-	-	1	-
DAF SMYRLIADIS	-	-	1	-
DAF ΑΝΔΡΕΑΣ ΚΑΡΚΑΓΓΕΛΗΣ	-	-	2	-
DAF ΖΑΜΠΟΥΡΗΣ Α.Ε	-	-	1	-
DAF ΗΦΑΙΣΤΟΣ ΣΤΕΦΑΝΟΣ	-	-	1	-
DAF ΝΤΟΥΝΑΣ ΘΕΟΧΑΡΗΣ	-	-	1	-
DAF ΤΑΞΙΑΡΧΟΥ	-	-	1	-
DAF ΧΑΤΖΗΓΕΩΡΓΙΟΥ Κ ΑΘΑΝΑΣΙΟΣ ΚΑΙ ΣΙΑ ΟΕ	-	-	1	-
DAIHATSU	-	1	-	4
DENNIS EAGLE	-	-	-	1
DODGE	-	1	-	7
DR MOTOR	-	-	-	1
EVF SPA	-	-	-	1
FAUN	-	-	-	1
FCA US LLC (RAM)	-	-	-	1
FIAT	83	188	623	1,863
FIAT-IVECO	-	6	-	52
FISSORE-FIAT	-	-	-	1
FORD	99	204	1,003	1,592
FORD A. KAOUSSIS SA	-	-	1	-
GREAT WALL MOTOR	-	-	-	3
HONDA	-	-	-	1
HYUNDAI	-	6	-	59
ISUZU	17	20	199	197
ISUZU A. KAOUSSIS SA	-	-	9	-
IVECO	4	19	16	160
IVECO CENTIGON	-	-	19	-
IVECO SMYRLIADIS	1	-	4	-
IVECO A. KAOUSSIS SA	-	-	9	-
IVECO CONTRUCK MECHANICA	-	-	3	-
IVECO DYNA TRAILERS S.A.	-	-	3	-
IVECO KOSKERIDIS	1	-	4	-
IVECO MONZA J. ESTEBAN, S.L.	-	-	1	-
IVECO A. & I. ΔΕΡΒΙΣΗ Ο.Ε	-	-	3	-

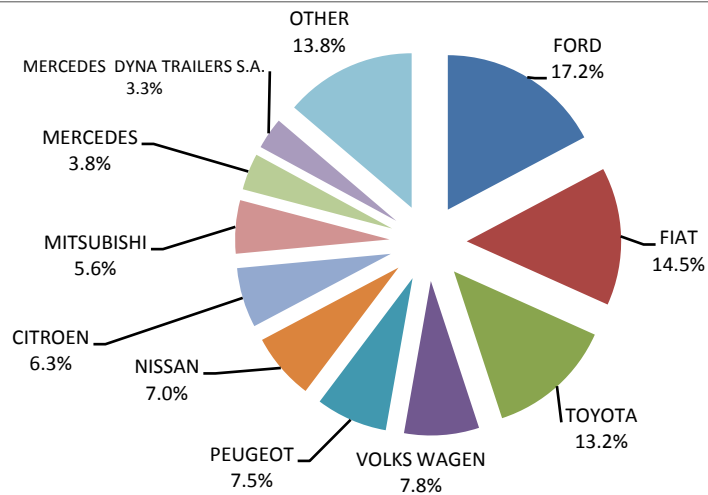
Table 5 (cont)
Sales of new and used lorries by make: October 2017 and January - October 2017

Make	Lorries			
	October		January - October	
	new	used	new	used
IVECO B.ΚΑΡΑΒΙΑΣ & Ε.ΞΕΝΙΟΣ - ΚΑΞΕΚΩ Ο.Ε	-	-	1	-
IVECO ΗΦΑΙΣΤΟΣ ΣΤΕΦΑΝΟΣ	-	-	2	-
IVECO ΝΤΟΥΝΑΣ ΘΕΟΧΑΡΗΣ	-	-	5	-
IVECO MAGIRUS	-	1	-	14
KASSBOHRER	-	-	1	-
KIA	-	1	-	13
LAND ROVER	-	-	-	6
MAHINDRA	-	-	-	1
MAN	-	48	17	469
MAN A. ΚΑΟΥΣΣΙΣ SA	3	-	11	1
MAN DYNA TRAILERS S.A.	-	-	7	-
MAN TECMEC	-	-	5	-
MAN ΕΥΓΕΝΕΙΑΔΟΥ ΜΑΡΙΑ & ΣΙΑ Ο.Ε.	-	-	1	-
MAN ΖΑΚΟΣ GROUP Α.Β.Ε.Ε.	1	-	1	-
MAN ΗΦΑΙΣΤΟΣ ΣΤΕΦΑΝΟΣ	-	-	2	-
MAN ΤΑΞΙΑΡΧΟΥ	-	-	6	-
MAZDA	-	35	4	264
MERCEDES	22	266	224	3,000
MERCEDES TRUCK NET	-	-	1	-
MERCEDES A. & Ι. ΔΕΡΒΙΣΗ Ο.Ε	-	-	2	-
MERCEDES A. ΚΑΟΥΣΣΙΣ SA	6	-	63	-
MERCEDES ΑΦΟΙ ΠΡΟΔΡΟΜΟΣ ΛΥΣΑΡΙΔΗΣ & ΛΑΖΑΡΟΣ ΟΕ	-	-	1	-
MERCEDES CONTRUCK MECHANICA	-	-	2	-
MERCEDES DYNA TRAILERS S.A.	19	-	32	-
MERCEDES F.X. MEILLER	-	-	1	1
MERCEDES KOSKERIDIS	-	-	7	-
MERCEDES NIKAS S.A.	-	-	1	-
MERCEDES SMYRLIADIS	1	-	8	-
MERCEDES ΗΦΑΙΣΤΟΣ ΣΤΕΦΑΝΟΣ	-	-	1	-
MERCEDES ΘΕΟΧΑΡΗΣ ΝΤΟΥΝΑΣ	-	-	18	1
MERCEDES Σ.ΜΑΡΚΕΤΟΣ - Κ.ΤΑΛΑΡΟΣ ΕΠΕ	-	-	2	-
MERCEDES ΤΑΞΙΑΡΧΟΥ	-	-	10	-
MIA	-	-	-	1
MINIBUS	32	76	201	609
MITSUBISHI A. ΚΑΟΥΣΣΙΣ SA	2	-	9	-
MITSUBISHI ΤΑΞΙΑΡΧΟΥ	-	-	1	-
MULTICAR	-	-	-	1
NISSAN	40	130	422	1,183
NISSAN SMYRLIADIS	-	-	6	1
NISSAN ΕΥΣΤΑΘΙΟΣ ΖΥΓΟΥΡΗΣ & ΣΙΑ ΕΒΕ	-	-	1	-
OAF	-	-	-	2
OPEL	11	82	141	811
PEUGEOT	43	45	1,009	413

Table 5 (cont)
Sales of new and used lorries by make: October 2017 and January - October 2017

Make	Lorries			
	October		January - October	
	new	used	new	used
PEUGEOT Z. MANTOS	-	-	1	-
PFAU	-	-	-	1
PIAGGIO	2	3	18	37
PIAGGIO TECMEC	-	-	1	-
PIAGGIO & C SPA A. KAOUSSIS SA	-	-	8	1
RELIANT	-	-	-	1
RENAULT	13	90	93	902
ROVER	-	-	-	1
SAAB SCANIA	-	-	-	2
SCANIA	1	39	14	324
SCANIA A. & I. ΔΕΡΒΙΣΗ Ο.Ε	1	-	1	-
SCANIA A. KAOUSSIS SA	-	-	6	-
SCANIA ΕΥΣΤΑΘΙΟΣ ΖΥΓΟΥΡΗΣ & ΣΙΑ ΕΒΕ	-	-	1	-
SCANIA ΘΕΟΧΑΡΗΣ ΝΤΟΥΝΑΣ	-	-	1	-
SCHMITZ CARGOBULL	-	-	2	-
SCODA	-	-	-	2
SEAT	-	1	1	23
SKODA	-	5	-	56
SMYRLIADIS	-	1	3	1
SSANGYONG	-	-	7	3
STEYER	-	-	-	1
SUZUKI	-	1	-	4
TATA	-	-	-	3
TOYOTA	76	56	988	584
TOYOTA SGOURIS	-	1	-	2
VAUXHALL	-	1	-	1
VOLKS WAGEN	45	47	132	189
VOLKS WAGEN ΘΕΟΧΑΡΗΣ ΝΤΟΥΝΑΣ	-	-	1	-
VOLKSWAGEN	12	38	272	620
VOLKSWAGEN ΕΥΣΤΑΘΙΟΣ ΖΥΓΟΥΡΗΣ & ΣΙΑ ΕΒΕ	-	-	-	1
VOLVO	1	91	11	654
VOLVO A. KAOUSSIS SA	-	-	1	-
VOLVO ΕΥΣΤΑΘΙΟΣ ΖΥΓΟΥΡΗΣ & ΣΙΑ ΕΒΕ	-	-	2	-
VOLVO ΤΑΞΙΑΡΧΟΥ	1	-	3	-
VOLVO/ROMEX	-	-	1	-
TOTAL	574	1,588	5,932	14,912

Graph 10. Sales of new lorries by make (October 2017)



Graph 11. Sales of new lorries by make (January - October 2017)

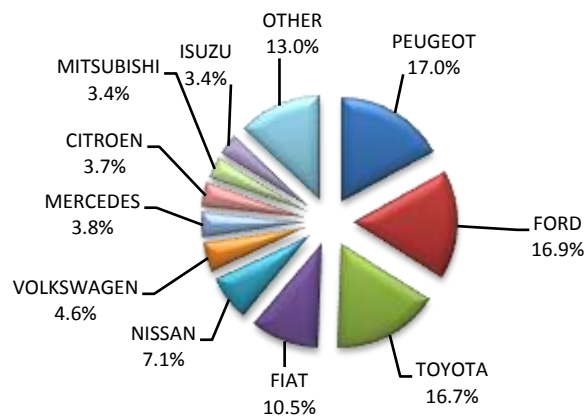


Table 6
Sales of new and used buses by make: October 2017 and January - October 2017

Make	Buses			
	October		January - October	
	new	used	new	used
ALI DUMAN OTOMOTIV DIZAYN	-	-	1	-
AYATS	-	-	-	1
BOVA	-	3	-	38
CITROEN	-	-	-	1
DAF	-	-	-	1
EVOBUS	-	1	-	10
FIAT	-	1	-	3
FIAT IVECO	-	-	-	1
FORD	2	1	16	16
FORD ΣΦΑΚΙΑΝΑΚΗΣ	-	-	1	-
GULERYUZ	1	-	1	-
IRISBUS	-	-	-	11
IRIZAR	-	-	3	-
ISUZU	-	-	2	5

Table 6 (cont)
Sales of new and used buses by make: October 2017 and January - October 2017

Make	Buses			
	October		January - October	
	new	used	new	used
ITALBUS	-	-	1	-
IVECO	-	1	4	11
IVECO Z. MANTOS A.E.B.E.	1	-	4	-
IVECO FIAT, FIAT, IVECO, IRISBUS	-	-	-	1
IVECOBUS, KAROSA, IRISBUS, IVECO, HEULIEZ BUS, IKARUS	-	-	2	-
MAN	-	7	1	54
MAN/NEOPLAN	-	-	6	-
MERCEDES	-	27	9	427
MERCEDES CENTO BUS	2	-	9	-
MERCEDES ERDUMAN	3	-	19	-
MERCEDES ERMISBUS	-	-	9	-
MERCEDES GIANNOPOYLOS S.A	-	-	3	-
MERCEDES NIKAS	-	-	21	-
MERCEDES PAPADAKIS	-	-	23	1
NEOPLAN	-	3	1	23
OPEL	-	-	2	2
OTOKAR	-	-	3	2
RENAULT	-	-	-	9
SCANIA	-	6	-	28
SCANIA HIGER	-	-	3	-
SETRA	-	4	10	58
TEMSA	3	3	7	35
VAN HOOL	-	-	-	4
VDL	-	-	-	1
VOLKSWAGEN	-	-	-	20
VOLVO	-	1	-	17
XIAMEN KING LONG	-	-	-	5
YUTONG	-	-	-	1
TOTAL	12	58	161	786

Graph 12. Sales of new buses by make (January -October 2017)

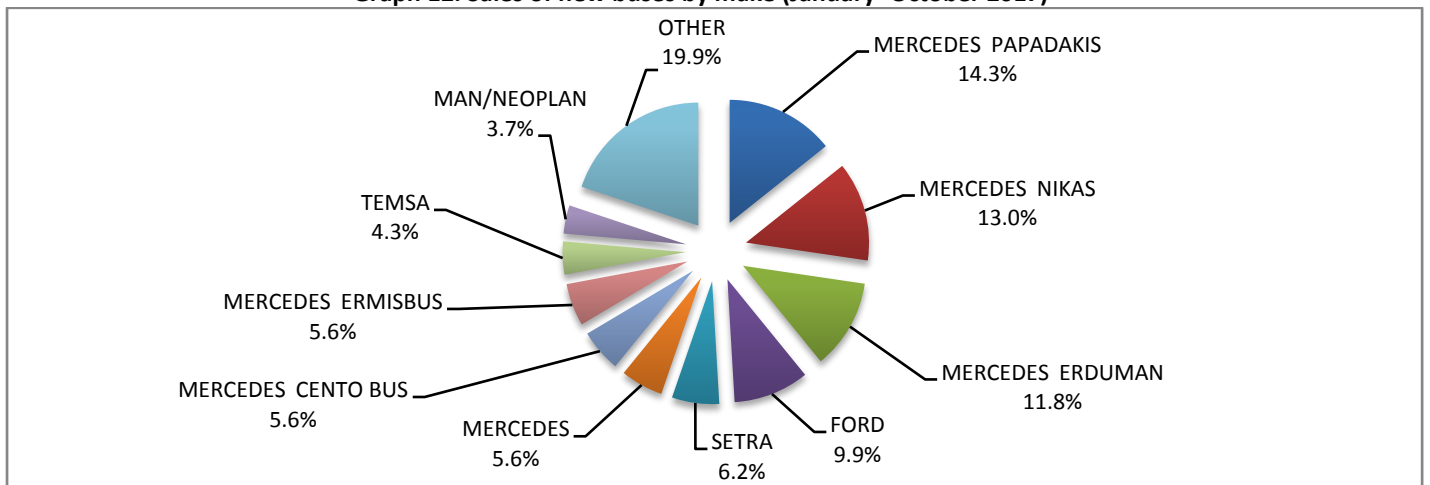


Table 7
Sales of new and used motorcycles by make or manufacturer: October and January - October 2017

Make	Motorcycles			
	October		January - October	
	new	used	new	used
ACCESS, GOES	1	-	14	-
ADAMS, MIRAGE, DEMOTO, MKS, MC4YOU	-	-	2	-
ADIVA	-	2	-	3
AEON MOTOR	-	-	53	2
AJS	-	-	1	1
APRILIA	1	3	78	108
APRILIA, PIAGGIO, GILERA, DERBI, SCARABEO	1	1	26	11
ARCTIC CAT, MASSEY FERGUSON	-	-	1	1
BAJAJ	1	-	8	-
BAOTIAN, SUPERKING, WALTON, HONDA	1	-	5	-
BASHAN, APACHI, ISILDAR APACHI, ISILDAR, APACHE , ADVENTUREMOTORS, PANTHERQUADS	1	-	29	-
BENELLI	5	1	87	1
BENZHOUE	-	-	-	2
BETA	5	-	26	2
BMW	45	8	517	70
BOMBARDIER RECREATIONAL PRODUCTS INC (BRP)	-	-	19	5
BRIXTON	7	-	80	1
BUELL	-	-	1	-
BUGGY	-	1	-	1
BUYANG	-	-	1	-
CANBO	-	-	1	-
CFMOTO	5	1	207	2
CHEETA	-	-	1	-
CHONGQING LIFAN	-	-	2	1
DAELIM	12	1	109	7
DAYANG, DAYTONA	2	-	319	3
DAYANG, DAYTONA MOTORS, NIPPONIA, SALCANO	157	-	1,109	4
DAYTONA	5	-	213	1
DERBI	-	1	6	2
DUCATI	18	3	143	16
EAGLE MOTORSPORTS, EGLMOTOR, PUMAREX	-	-	1	3
EKING, NOSMOKE, JHC, JHCNEWENERGYAUTO, NOUN Electric, VROMOS	-	-	1	-
ENFIELD	-	-	-	1
EUROMOTORS	1	-	6	-
EVA, EMBUGGY, VINTAGE, EVANGEL	-	-	27	1
GAS GAS	-	-	2	1
GENERIC MOTOR	-	-	-	1
GOUPIL	-	-	4	2
GUOBEN	-	-	-	1
HAOJIAN, ZONTES, TAYO, Sharpon, IFINO, KIDEN, ZHONGYU, CUBTOM, DIYUN, NAMIN,TIM DERVI, VUKA, THUMP, RIPPER	2	-	16	-
HAOJIANG, SENKE, ZONTES, TAYO, YINGZHI, KIDEN, TANNY, ZHONGYU, RIPPER, FNX, RAFINZ, MONDIAL, FERRO, GB MOTORS	2	-	36	-
HAOJIN	-	-	1	-
HARLEY DAVIDSON	14	4	76	34
HARTFORD	-	-	74	1
HER CHEE, ADLY MOTO, MOTO ROMA, RKS	-	-	39	1
HM	-	-	1	2
HONDA	235	55	2,989	481

Table 7 (cont.)

Sales of new and used motorcycles by make or manufacturer: October and January - October 2017

Make	Motorcycles			
	October		January - October	
	new	used	new	used
HONLEI	-	-	1	-
HSUN	-	-	-	1
HSUN, HISUN, APACHI, ICHIBAN, INCA, FAST POWER, Q-MOTO, EMU, FORSAGE, NISSAMARAN, LAPO MOTORS, STELS, Mx, POLAR	-	-	14	-
HUSABERG	-	-	-	2
HUSQVARNA	2	1	9	4
HYOSUNG & S&T KANUNI	-	-	3	1
HYOSUNG MOTORS	-	-	1	2
INDIAN MOTORCYCLE	1	-	14	1
ITALCAR	-	-	-	2
JIAJI, HUATIAN, FEILING, LINTEX, GOMAX, SOMOTO, TECHMOOVE, TAURIS	-	-	2	-
JIAJUE, JINDING, LANYING, DHS, MIROMOTO, ALPHAMOTO, SPRINT, QLINK, MAXON, RICH MOTORS, EUROCKA(CKA), PEDDA	1	-	18	-
JIAJUE, JINDING, LANYING, DHS, MIROMOTO, ALPHAMOTO, SPRINT, QLINK, MAXON, Rich motors, EUROCKA(CKA), PEDDA	-	-	8	-
JIALING, MOTORAN, TRAXX, SPADA, SKYWING, SPD, ASUS, RACING	5	-	78	2
JIANGMEN	-	1	-	1
JIANSHE	9	-	63	-
JIANSHE, GEMINI	1	-	22	-
JIAYUAN	4	-	4	-
JINLANG, ZIPP, HORS, IVA, Ariic, figuretta motorcycles fat boy, btc, agm, lintex, razory, romet, motors	1	-	60	1
JINLANG, ZUNDAPP, XHODNA, APGmoto, COLIBRI, RAZORY, VIARELLI, SUMCO, FLEX TECH, IVA, TNT moto	2	-	5	-
JINLING	-	-	1	-
JINLUN	-	-	1	-
JINLUN, ARKUS&ROMET GROUP, ADAMS	-	-	10	-
JIAJI, HUATIAN, FEILING, TUTU, EPM, Mondid, KINGWAY, ROMET MOTORS	1	-	11	1
JMQQ, QINGQI, PIONEER, SNOWOLF, POLESTAR, CLEVELAND CYCLEWERKS, SINNIS, SOMOTO, SKYTEAM	-	-	1	-
JMSTAR, SHENKE, HUIBANG, JONWAY, MOTORAN, MINELLI, LAPO MOTORS	-	-	6	-
JONWAY, JMSTAR, SHENKE, HUIBANG	1	-	3	-
KANUNI	1	-	2	-
KAWASAKI	22	-	233	38
KEEWAY, QJ, QJIANG	-	-	9	-
KENBO	1	-	4	-
KL	1	-	26	1
KTM	35	-	283	14
KWANG YANG	-	1	-	11
KYMCO	110	28	1,733	306
LEONART	-	-	-	1
LEONE	-	-	1	-
LIFAN	1	-	10	-
LIFAN, HONLEI, SKYGO, BISAN-LIFAN	1	-	14	1
LIFAN, HONLEI, SKYGO, BISAN-LIFAN, SUMCO, TRUVA, SALCANO, YUKIMOTOR, RAMZY, BRANSON, XPLOER. NEMO, LEVO	-	-	73	1
LIFAN, SKYGO, HONLEI, BISAN-LIFAN, TRUVA, SALCANO, YUKI, RAMZEY, BRANSON, SUMCO, NEMO, XPLOER, LEVO, ACONDA	2	-	74	1

Table 7 (cont.)

Sales of new and used motorcycles by make or manufacturer: October and January - October 2017

Make	Motorcycles			
	October		January - October	
	new	used	new	used
LIFAN, TRUVA, YUKI, SALCANO, SUMCO, RAMZEY, BRANSON, XPLOER, NEMO, LEVO	3	-	31	-
LINHAI, KUBA, ONLINE, LHY	1	-	137	1
LML	3	-	30	2
LONCIN, KINLON, LONGTING, KUBA, YUKI, MONDIAL, STMAX, KANUNI, MOTORAN, ASYA, QUSWA, PUMAREX, RALLY USA, MOD, CCM	3	-	79	1
LONGJIA, ITALJET, ORCAL, BEELINE, ROMET MOTORS, GEMINI, Lexmoto, Jahanro, VGA, Daytona MOTORS	-	-	8	-
MALAGUTI	-	1	-	7
MBK	-	3	-	33
MEGELLI	-	-	1	-
MELEX	-	-	1	-
MG MOTO	7	-	397	1
MGK HM	138	1	495	1
MICROCAR	-	-	1	-
MINSK, ZONGSHEN, IRIBIS, MONDIAL, LEXMOTO, JUNAK, HONLEY, OVERBIKES	-	-	2	-
MODENAS	3	-	48	-
MONDIAL	-	-	1	-
MOTO GUZZI	4	-	23	-
MOTO S.P.A	1	-	5	-
MOTO-ROMA	-	-	2	-
MV AGUSTA	2	-	7	2
MZ MOTORRAD	-	-	1	1
NACIONAL MOTOR	-	-	-	1
NEW ERA	-	-	-	1
NIPPONIA	-	-	2	-
ODES, LIANGZI, BRANSON	-	-	18	-
ORCAL	-	-	2	-
PEUGEOT	33	2	267	16
PGO	-	-	6	-
PIAGGIO	380	45	4,491	367
PIONEER, LEXMOTO, PULSE, BULLIT, OMAKS, JHC, ASYA, MONDIAL, KUBA,ACE	-	-	5	-
POLARIS	3	1	43	3
QINGQI, KADIRGA	-	-	3	-
QINGQI, PIONEER, i-moto, SUPERBYKE, KENROD, QLINK,YUKI, SACHS-Bikes, DAYTONA	4	-	32	1
QJ, QJIANG, KEEWAY, LEONE, KUBA, RKS, EMPIRE KEEWAY, BENELLI, TELL, KREIDLER, KSR MOTO, GENERIC, EXPLORER, RIDE	13	-	361	1
QJIANG	-	-	6	-
QUADRO	-	-	6	-
RENAULT	-	-	-	2
RIYA, HONLING, YAMAKOYO, TIANYING, GOES, SANYOU, BM, FUN BIKE, WOTTA	-	-	16	-
ROMET MOTORS, ADAMOTO	-	-	1	-
ROYAL ENFIELD	-	-	1	-
SACHS	-	-	-	2
SANYANG	-	1	-	1
SANYE FUXIN, MONDIAL, ISILDAR APACHI, APACHI, ISILDAR, LINTEX	2	-	4	-

Table 7 (cont.)

Sales of new and used motorcycles by make or manufacturer: October and January - October 2017

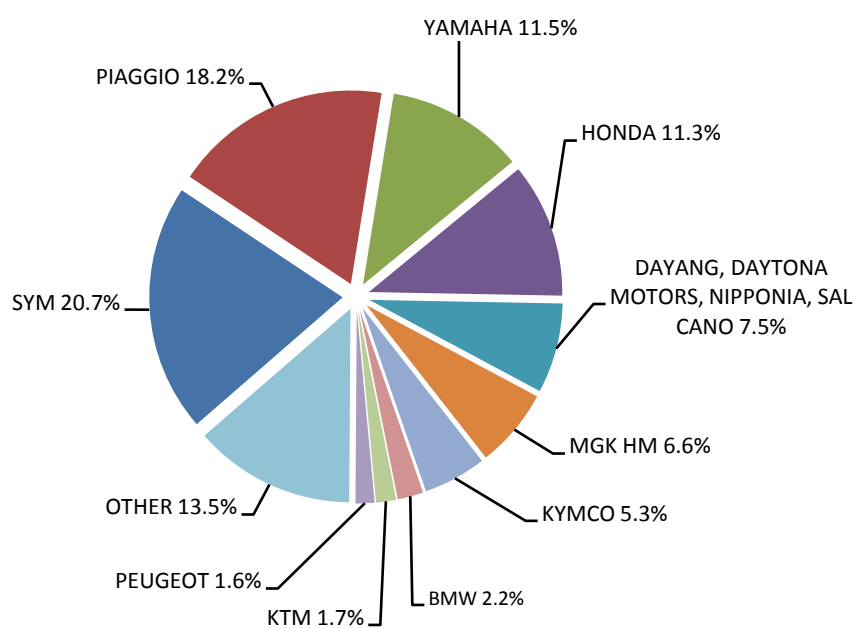
Make	Motorcycles			
	October		January - October	
	new	used	new	used
SANYOU, TARO, CHUANGTAI, GOES, JUNAK, WOTTAN, BARTON MOTORS, MAGPOWER, CAPIRELLI, OVERBIKES, PEDAL	-	-	9	-
SHANYANG, ATLAS PANTHER, YAMAZUKI MOTO, MOTORKING, Hirlee, XB	4	-	11	1
SHENKE, HUIBANG, JONWAY, MINELLI	-	-	1	-
SHINERAY	6	-	47	1
SKYJET	-	-	3	-
SKYTEAM, SACIN, METALCO, SOKUDO, BAZUKA, MINICO, MOTOS BORDOY, SUMCO, ROXON, CSR, MONKEY BIKES, FAZTEK	6	-	74	-
SONIK, HAOLON, FORTUNE, JONDAI, TAURIS	-	-	2	-
STANDARD	-	-	3	2
SUKIDA, RARIRO, KAIER, HAOJIAN	-	-	1	-
SUZUKI	31	16	266	158
SWM	1	-	2	-
SYM	433	13	5,520	126
TANGJUNOULING, SEEES, SIMPLICITYS SRL, MMSS.A., NOUNElectric, VROMOS KIWI, Imporvia, Lda, BOX-E,ELECTA	-	-	1	-
TAOTAO, VOM, LUUKO, TOROS, ZIPP	-	-	1	-
TGB	-	-	15	2
TIANMA, FASPIDER, GARELLI	-	-	1	1
TIANYING, RIYA, QISHENG, YAMAKOYO, HONGLING, ZIPP, TOROS, ROMET, ROMET MOTORS, ROUTER, VENTO, ASYA, BENYCO, BARA	-	-	38	-
TM RACING	-	-	2	1
TORROT	-	-	1	-
TRIUMPH	17	2	125	12
TURBHO	-	-	1	-
UNILLI MOTOR	-	1	-	1
VICTORY MOTORCYCLES DIVISION, POLARIS INDUSTRIES INC	-	-	1	-
WANGYE, SANBEN, UM, KENOS, SUPERBYKE, MDC, MISTRAL, STREET ELEGANCE, 4WMOTO, RIVERO, VIKERS, ZIPP, SANLI, GOWINN	-	-	19	-
WANGYE, SANBEN, UM, MONDIAL, KENOS, SUPERBYKE, IRBIS, MDC, MISTRAL, STREET ELEGANCE	12	-	131	-
WANGYE,SANBEN,UM,KENOS,SUPERBYKE,MDC,MISTRAL,STREET ELEGANCE,4WMOTO,RIVERO,VIKERS,ZIPP,SANLI,GOWINN	-	-	12	-
XGJAO	1	-	10	1
XGJAO, YUAN , SKYJET, KAISAR	2	-	42	-
XINGYUE, GS MOON, AXY, SUMCO	-	-	1	-
XINLING, HEROWAY, LEDOW	-	-	2	-
XINTIAN	-	-	-	1
XINYANG	-	-	4	-
YADEA, ZTECH, MONDIAL, E-MON	-	-	1	-
YAMAHA	240	70	2,716	643
YIBEN, MEIDUO, VONROAD, WUBEN, NIM	-	-	3	-
YINGANG, BENYI, ROMET MOTORS, YUKI, ROUTER, MOTORAN, DAYTONA MOTORS, M1NSK, KUBA, MONDIAL	1	-	3	-
YINXIANG	-	-	10	-
YINXIANG, CHEETA, KENBO, TCB, ANAT	2	-	26	2
YJ	-	-	2	-
ZHEJIAN	-	-	-	1
ZHEJIANG	-	-	2	-

Table 7 (cont.)

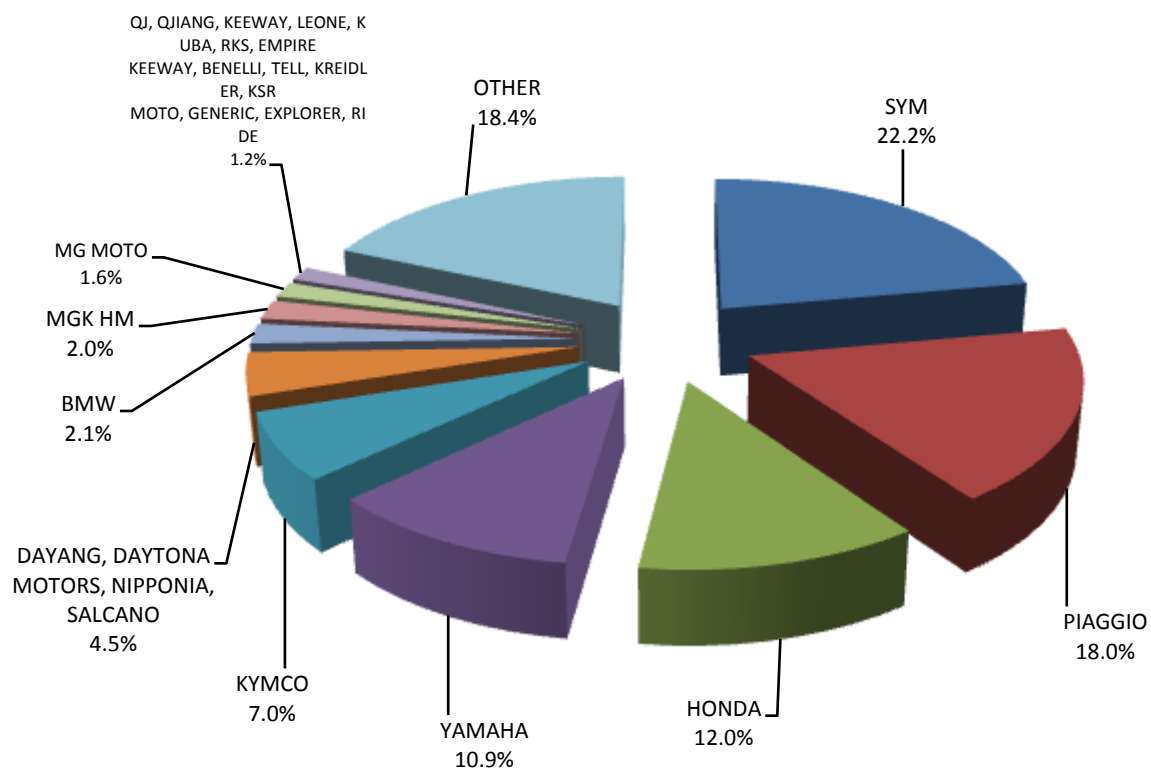
Sales of new and used motorcycles by make or manufacturer: October and January - October 2017

Make	Motorcycles			
	October		January - October	
	new	used	new	used
ZHONGNENG, ZNEN, AGM, AJS, YUKI, COLIBRI, EUROCKA, BTC, NOVA MOTORS, LEXMOTO, Actionbikes Motors	6	-	58	-
ZHONGNENG, ZNEN, DADO, DIRECT BIKES, GOWINN, VIVACOX, NECO, AGM, LEE, ASYA	1	-	14	-
ZHONGNENG, ZNEN, DIRECT BIKES, SUNSTO, LEARNERLEGAL, SCOOTTE	-	-	7	-
ZONGSHEN, ZIP STAR, PIAGGIO, HONLEY, LEXMOTO, MONDIAL, PULSE, OVERBIKES, XR HORIZONT, KTNS, DERRACE	-	-	31	-
ZONGSHEN, ZIP STAR, ZEALSUN, KENTOYA, MOTOROMA, PRONAR, KEEWAY, MOTOVELO, ASYA, RYMCO, KENTO	1	-	22	-
ZXMCO, ZHONGXING, BEWHEEL, TURBHO, RAZZO, MOTORAN, RABBIT MOTORS	1	-	13	1
TOTAL	2,088	268	24,915	2,563

Graph 13. Sales of new motorcycles (October 2017)



Graph 14. Sales of new motorcycles (January - October 2017)



EXPLANATORY NOTES

Survey on the issuing of new road motor vehicle circulation licenses	The survey on the issuing of new motor vehicle circulation licenses is a census survey. The released data give information, at country level, on the brand and type of the motor vehicle, as well as whether it is new or used. The survey does not include vehicles that move on rails, trolley busses, agricultural tractors and machinery. In addition, the following are excluded: all motor vehicles of the Armed Forces, Police, Fire Brigade, State Services, Diplomatic Corps, Foreign Missions, and Invalids of Wars, as well as motorcycles with a cylinder capacity less than 50 cc.
Legal basis	Law 3832/2010
Reference Period	October 2017
Coverage	The production of monthly data is based on the registers held by the Ministry of Infrastructure, Transport and Networks, which records all the monthly changes observed in the vehicle registration licenses at country level.
Definitions	<p>Road motor vehicle is any vehicle that, irrespective of the number of wheels, is moved by an engine and is designed to transport persons or cargo or both of them, either they are on the same single vehicle or on a trailer carried by the main motor vehicle.</p> <p>New road motor vehicle is any motor vehicle that is registered for the first time in Greece during the reference month and has not been put into circulation in any other country.</p> <p>Used motor vehicle is any motor vehicle that is registered for the first time in Greece and has been imported as a used one from abroad</p> <p>Passenger motor vehicle: it is a motor vehicle designed to carry mostly people, having no more than 9 seats, including the driver's seat.</p> <p>Bus: it is a motor vehicle, which is designed to carry mostly people, having more than 10 seats, including the driver's seat. (In the corresponding tables of this Press Release, this category also includes articulated buses.)</p> <p>Lorry: it is motor vehicle designed to carry mostly cargo. (In the corresponding tables of this Press Release, this category also includes tractors, tow trucks, articulated tractors, and trucks with trailers).</p> <p>Motorcycle: any two-wheeled motor vehicle, with or without sidecar, with maximum authorized design speed over 45 km/h, or in case it is powered by a combustion engine, with a cylinder capacity of 50 cc or over (In the corresponding tables of this Press Release, this category also includes the three-wheeled motor vehicles – motor tricycles).</p> <p>Tricycle motor vehicle: it is a motor vehicle with three symmetrical wheels with maximum authorized design speed over 45 km/h, or in case it is powered by a combustion engine, with a cylinder capacity over the 50 cc. This category also includes four-wheel vehicles, except the light four-wheel motorcycles, whose empty vehicle tare (excluding the weight of the fuel or mixture of fuel-oil or the weight of the batteries for electric cars) is up to 400 kg in the case the vehicle is designed for passenger use or up to 550 kg in case the vehicle is designed to carry cargo and whose engine is up to 15KW.</p>
Methodology	Exhaustive Survey. The primary data derive from the Ministry of Infrastructure, Transport and Networks and are based on the issuing of new circulation licenses as they are registered by the Regional Offices for Transport and Communications.
References	More information (graphs, tables) concerning the survey on the issuing of new motor vehicle circulation licenses are available on the webpage of ELSTAT, www.statistics.gr , under the link http://www.statistics.gr/en/statistics/-/publication/SME24/-