



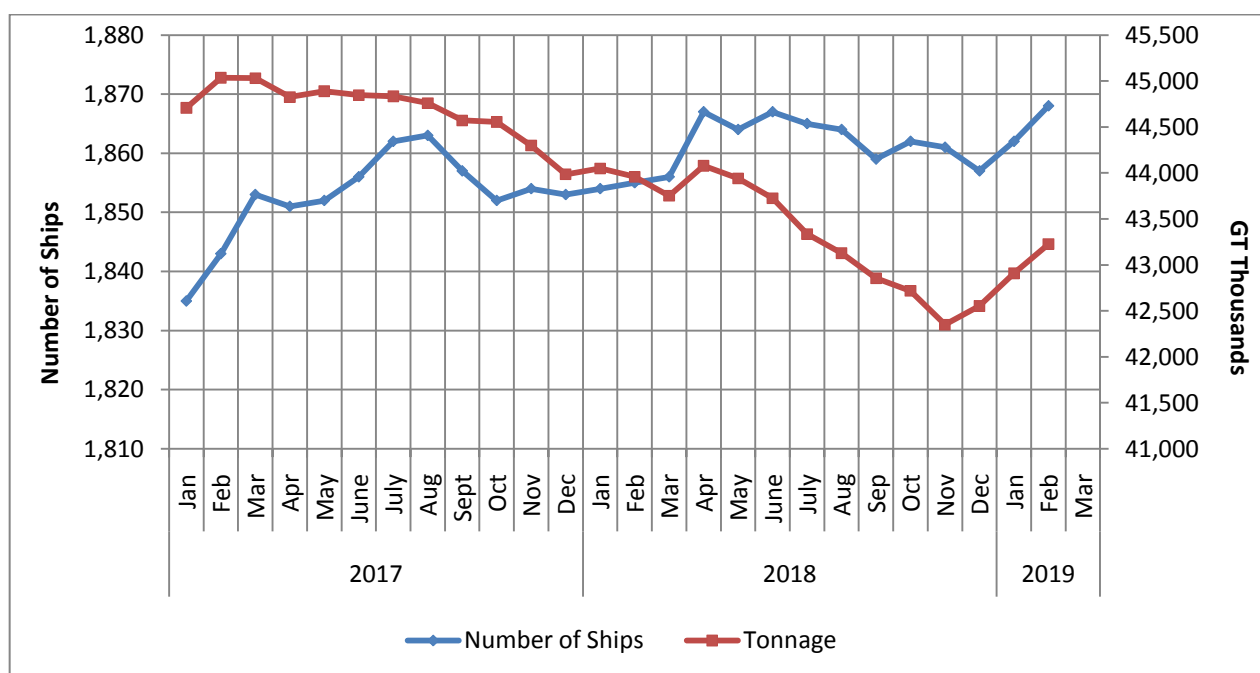
PRESS RELEASE

GREEK MERCHANT FLEET: February 2019 (Provisional data)

The Hellenic Statistical Authority (ELSTAT) announces data on the Greek Merchant Fleet (for vessels of 100 GRT¹) for February 2019. Particularly:

- The Greek Merchant Fleet increased by 0.8% in February 2019 compared with February 2018. An increase of 0.6% was also recorded in February 2018 compared with February 2017 (Table 1).
- The gross tonnage of the Greek Merchant Fleet, for vessels of 100 GRT and over, recorded a decrease of 1.7% in February 2019 compared with February 2018. A decrease of 2.4% was observed in February 2018 compared with February 2017 (Table 1).

Graph 1: Greek Merchant ships of 100 GRT and over: January 2017 – February 2019



Information:

Division of Statistics on Trade and Services

Section of Shipping Statistics

Papandreou Konstantinos

Tel : +30 213 135 2187

Fax: +30 213 135 2398

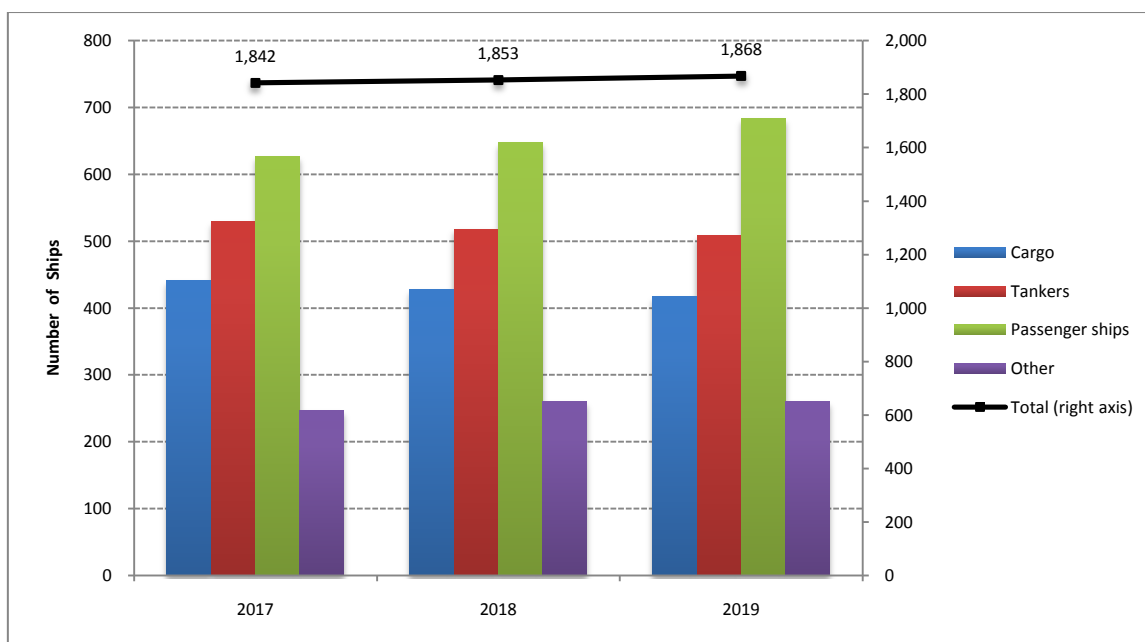
email: k.papandreou@statistics.gr

¹ GRT: Gross Tonnage

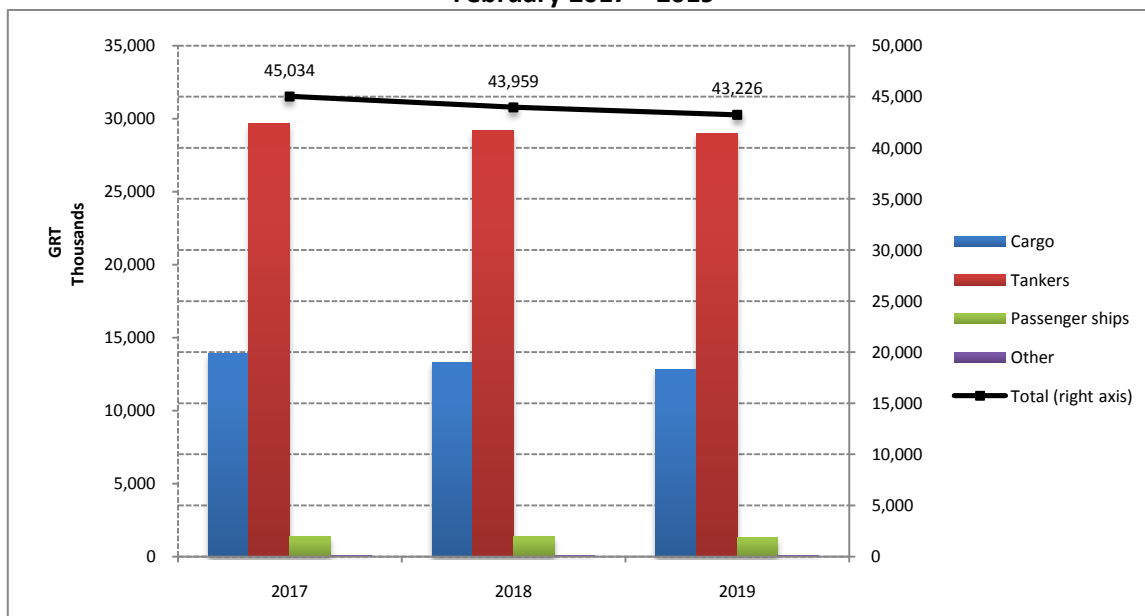
**Table 1. Number and tonnage of Greek Merchant ships of 100 GRT and over, by types of ships.
February 2017 – 2019**

February										
	2017		2018		Change % 2018/2017		2019		Change % 2019/2018	
Types of ships	Number of Ships	Tonnage (GRT)	Number of Ships	Tonnage (GRT)	Number of Ships	Tonnage (GRT)	Number of Ships	Tonnage (GRT)	Number of Ships	Tonnage (GRT)
Cargo	441	13,934,876	427	13,320,602	-3.2%	-4.4%	417	12,815,300	-2.3%	-3.8%
Tankers	529	29,667,703	518	29,168,180	-2.1%	-1.7%	508	28,997,802	-1.9%	-0.6%
Passenger ships	626	1,345,752	648	1,378,410	3.5%	2.4%	683	1,322,244	5.4%	-4.1%
Other	246	86,131	260	91,480	5.7%	6.2%	260	90,569	0.0%	-1.0%
Total:	1,842	45,034,462	1,853	43,958,672	0.6%	-2.4%	1,868	43,225,915	0.8%	-1.7%

**Graph 2a: Number of Greek Merchant ships of 100 GRT and over, by types of ships.
February 2017 – 2019**



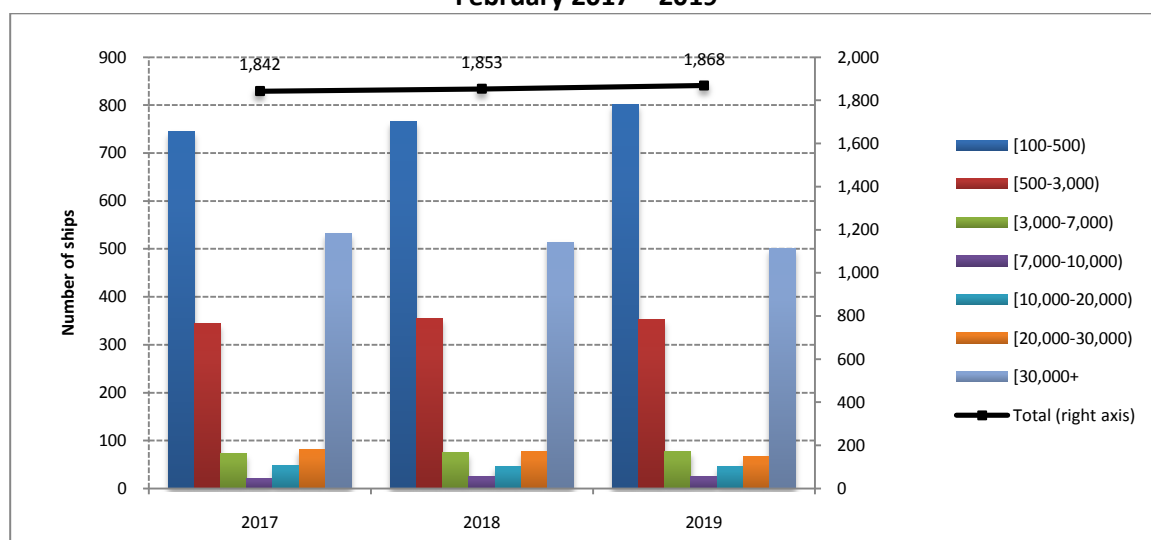
**Graph 2b: Tonnage of Greek Merchant Ships of 100 GRT and over, by types of ships.
February 2017 – 2019**



**Table 2. Distribution of the Greek Merchant ships of 100 GRT and over, by tonnage groups.
February 2017 – 2019**

February										
	2017		2018		Change % 2018/2017		2019		Change % 2019/2018	
Tonnage Groups	Number of Ships	Tonnage (GRT)	Number of Ships	Tonnage (GRT)	Number of Ships	Tonnage (GRT)	Number of Ships	Tonnage (GRT)	Number of Ships	Tonnage (GRT)
[100-500)	745	188,971	765	193,057	2.7%	2.2%	801	199,674	4.7%	3.4%
[500-3.000)	343	425,509	354	436,809	3.2%	2.7%	353	437,022	-0.3%	0.0%
[3.000-7.000)	73	322,391	75	332,964	2.7%	3.3%	77	342,422	2.7%	2.8%
[7.000-10.000)	21	178,711	24	204,176	14.3%	14.2%	24	204,176	0.0%	0.0%
[10.000-20.000)	48	706,913	45	664,917	-6.3%	-5.9%	46	680,451	2.2%	2.3%
[20.000-30.000)	81	2,163,802	76	2,017,904	-6.2%	-6.7%	67	1,764,103	-11.8%	-12.6%
[30.000+	531	41,048,165	514	40,108,845	-3.2%	-2.3%	500	39,598,067	-2.7%	-1.3%
Total:	1,842	45,034,462	1,853	43,958,672	0.6%	-2.4%	1,868	43,225,915	0.8%	-1.7%

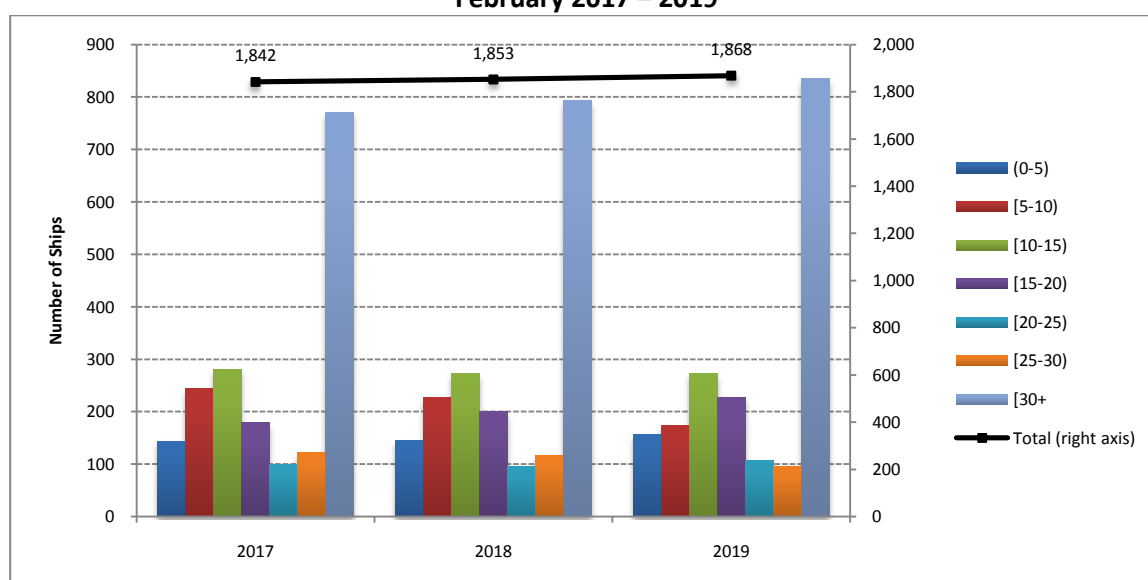
**Graph 3: Distribution of Greek Merchant ships of 100 GRT and over, by tonnage groups.
February 2017 – 2019**



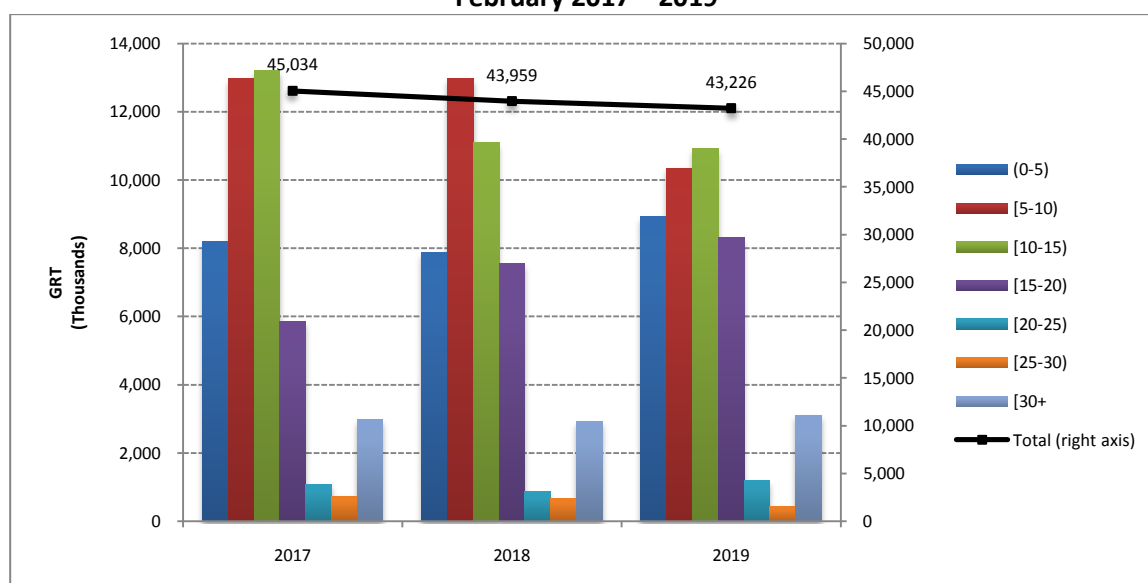
**Table 3. Distribution of Greek Merchant ships of 100 GRT and over, by age groups.
February 2017 – 2019**

February										
	2017		2018		Change % 2018/2017		2019		Change % 2019/2018	
Age Groups	Number of Ships	Tonnage (GRT)	Number of Ships	Tonnage (GRT)	Number of Ships	Tonnage (GRT)	Number of Ships	Tonnage (GRT)	Number of Ships	Tonnage (GRT)
(0-5)	144	8,187,600	145	7,866,699	0.7%	-3.9%	157	8,918,407	8.3%	13.4%
[5-10)	245	12,963,768	228	12,984,997	-6.9%	0.2%	173	10,347,375	-24.1%	-20.3%
[10-15)	281	13,208,196	273	11,086,648	-2.8%	-16.1%	273	10,909,865	0.0%	-1.6%
[15-20)	179	5,868,063	201	7,556,209	12.3%	28.8%	228	8,316,907	13.4%	10.1%
[20-25)	99	1,090,698	96	867,400	-3.0%	-20.5%	107	1,195,394	11.5%	37.8%
[25-30)	123	737,930	117	671,916	-4.9%	-8.9%	95	425,576	-18.8%	-36.7%
[30+)	771	2,978,207	793	2,924,803	2.9%	-1.8%	835	3,112,391	5.3%	6.4%
Total:	1,842	45,034,462	1,853	43,958,672	0.6%	-2.4%	1,868	43,225,915	0.8%	-1.7%

**Graph 4a: Distribution of Greek Merchant ships 100 GRT and over, by age groups.
February 2017 – 2019**



**Graph 4b: Tonnage of Greek Merchant ships of 100 GRT and over, by age groups.
February 2017 – 2019**



METHODOLOGICAL NOTES

Greek Merchant Fleet Survey	The Survey on the Greek Merchant Fleet is conducted on a monthly basis since 1964 without any major methodological changes ever since. The purpose of the survey is to fully record statistical data on the number and basic characteristics of the Greek merchant ships, thus depicting the evolution over the course of time of the Greek merchant fleet.
Legal Framework	The survey is conducted in compliance with the joint Ministerial Decision (No 6792/G-81/11-4-97), signed by the Minister of National Economy and the Minister of Mercantile Marine.
Reference Period	The results of the survey refer to the end of February 2019.
Coverage	The survey covers all domestic Port Authorities, as well as Greek Consular Port Authorities abroad, which keep ship registers. These Authorities have to send a report on a monthly basis to the Hellenic Statistical Authority (ELSTAT) pertaining to the changes in the Greek merchant ships registered in their ship registers.
Definitions	<p>Merchant ship: Seagoing self-propelled vessel, at least of 10 GRT, designed for the carriage of goods, transport of passengers, for fishing, towing or specially fitted out for other commercial maritime activities.</p> <p>Greek merchant fleet: The total number of the merchant ships registered in Greece, which belong to natural or legal persons residing on the Greek territory. The Greek flag carried by these ships means that all their maritime activities (subsidies for ship building, cargo limitations and other tax provisions) are governed by commercial and economic rules which are laid down by the respective Greek authorities.</p> <p>Gross Register Tonnage (GRT): Refers to the spaces within the hull and of the enclosed spaces above the deck which are available for carrying goods, food, passengers and crew, GRT is equal to the volume of 100 cubic feet or 2.83 m³.</p> <p>Net Register Tonnage (NRT): It is derived from the gross tonnage by deducting allowances in respect of spaces used for the crew, navigating and propelling machinery, fuel and water ballasts, and other spaces not used for passengers or cargo.</p> <p>Age of ship: indicated by the year of original construction of the hull or that of the hull containing the engine room.</p>
Methodology	<p>It is an exhaustive survey conducted by all domestic Port Authorities and Greek Consular Port Authorities abroad, which report to ELSTAT, on a monthly basis, on changes in the ships pertaining to: a) new registrations of ships in the ship registers, b) change in the name of a ship, c) change of ownership, d) transfers to or from a different port, e) deletion of a ship from a ship a register, f) final measurement – remeasurement of ships, g) replacement of the ship's engine.</p> <p>All these data, after being dully processed, are used to update, through a specially designed software application, the Official Register of Greek Merchant Ships. This Register is used for the production of monthly and annual statistical results.</p>
References	Further information (tables, charts) concerning the Survey on the Greek Merchant Fleet can be found on the webpage of ELSTAT (www.statistics.gr), under the link: << Industry. Trade. Services. Transport > Transport >Shipping > Greek Merchant Fleet of 100 GRT and over>>