



PRESS RELEASE

ISSUING OF MOTOR VEHICLE LICENSES: AUGUST 2017

The Hellenic Statistical Authority announces that in August 2017, 10,549 road motor cars (both new and used from abroad) were put into circulation for the first time, recording a 31.3% increase compared with the corresponding month of 2016 when the number of road motor cars was 8,035. In August 2016, a 14.1% increase had been observed in comparison with the corresponding month of 2015 (Table1, Graphs 1,2,3,5). A total number of 5,643 new cars were put into circulation in August 2017 compared with 4,637 in August 2016, recording a 21.7% increase.

The new motorcycles (over 50cc) that were put into circulation for the first time in August 2017 amounted to 2,612, against 3,260 in 2016, thus recording a 19.9% decrease. In August 2016, a 9.2% increase had been observed in comparison with the corresponding month of 2015 (Table 1, Graph 4). Out of the above motorcycles 2,356 were new, while the corresponding figure in August 2016 was 3,011, recording a 21.8% decrease.

During the period January - August 2017, 110,137 road motor cars (both new and used from abroad) were put into circulation for the first time, representing an increase of 19.4% compared to the corresponding period of 2016 when the number of road motor cars was 92,252. During the period January - August 2016 an increase of 13.0% had been observed in comparison with the corresponding period of 2015 (Table3, Graphs 6,7). Out of the above number of road motor cars that were put into circulation, from January to August 2017, 68,808 were new, while the corresponding number during the respective period of 2016 was 62,764, recording an increase of 9.6%.

During the period January - August 2017 the circulation of new motorcycles (over 50cc) amounted to 22,467 against 28,801 in 2016, thus representing a 22.0% decrease. An increase of 12.8% had been observed during the period January - August 2016 in comparison with the corresponding period of 2015 (Table 3, Graphs 6,7). A total number of 20,401 new motorcycles were put into circulation, from January to August 2017, compared with 26,864 during the corresponding period of 2016, recording a 24.1% decrease.

Information:

Trade and Services Statistics Division

Transport, Communications and Mass Media Section

Konstantinos Menexes

Tel: +30 213 135 2500

FAX: +30 213 135 2496

E-mail : k.menexes@statistics.gr

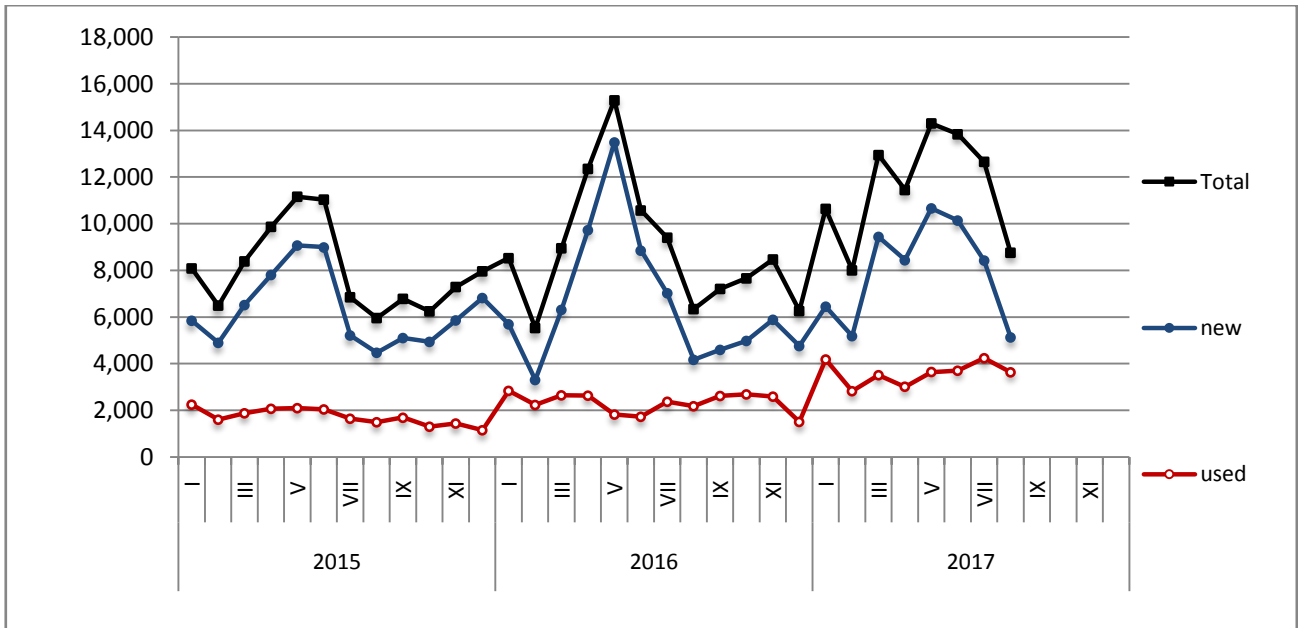
Table 1. Road motor vehicles, both new and used, put into circulation for the first time in Greece: August 2015 - 2017

Category of Road Motor Vehicles	August									Change (%)					
	2015			2016			2017			2016/2015			2017/2016		
	Total	New	Used	Total	New	Used	Total	New	Used	Total	New	Used	Total	New	Used
Greece, total															
Road Motor Vehicles,total	10,023	7,562	2,461	11,295	7,648	3,647	13,161	7,999	5,162	12.7%	1.1%	48.2%	16.5%	4.6%	41.5%
1. Road motor cars	7,039	4,769	2,270	8,035	4,637	3,398	10,549	5,643	4,906	14.1%	-2.8%	49.7%	31.3%	21.7%	44.4%
Passenger Cars	5,963	4,469	1,494	6,350	4,168	2,182	8,763	5,130	3,633	6.5%	-6.7%	46.1%	38.0%	23.1%	66.5%
Buses	24	5	19	79	21	58	56	14	42	229.2%	320.0%	205.3%	-29.1%	-33.3%	-27.6%
Lorries	1,052	295	757	1,606	448	1,158	1,730	499	1,231	52.7%	51.9%	53.0%	7.7%	11.4%	6.3%
2. Motorcycles > 50 cc	2,984	2,793	191	3,260	3,011	249	2,612	2,356	256	9.2%	7.8%	30.4%	-19.9%	-21.8%	2.8%
Prefecture of Attica															
Road Motor Vehicles,total	4,398	3,850	548	4,865	3,934	931	5,637	4,221	1,416	10.6%	2.2%	69.9%	15.9%	7.3%	52.1%
1. Road motor cars	3,565	3,036	529	3,773	2,858	915	4,809	3,411	1,398	5.8%	-5.9%	73.0%	27.5%	19.3%	52.8%
Passenger Cars	3,334	2,904	430	3,329	2,622	707	4,353	3,150	1,203	-0.1%	-9.7%	64.4%	30.8%	20.1%	70.2%
Buses	10	0	10	38	14	24	20	3	17	280.0%	-	140.0%	-47.4%	-78.6%	-29.2%
Lorries	221	132	89	406	222	184	436	258	178	83.7%	68.2%	106.7%	7.4%	16.2%	-3.3%
2. Motorcycles > 50 cc	833	814	19	1,092	1,076	16	828	810	18	31.1%	32.2%	-15.8%	-24.2%	-24.7%	12.5%

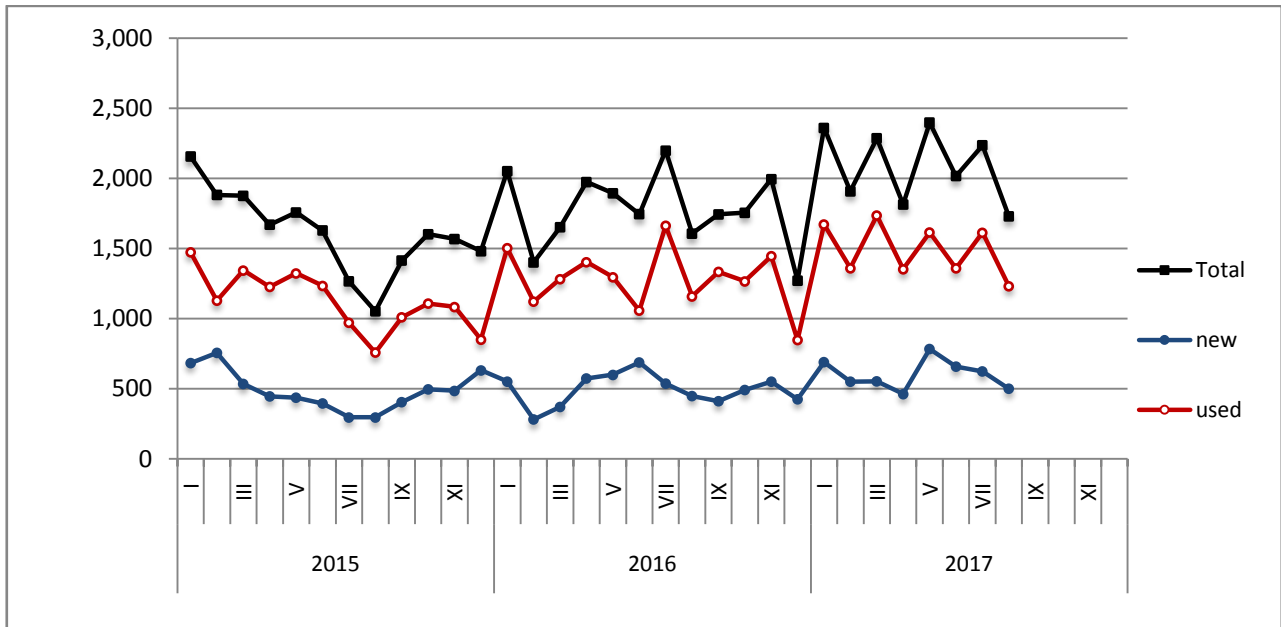
Table 2. Road motor vehicles, both new and used, put into circulation for the first time in Greece: September 2015 - August 2017

Category of Road Motor Vehicles	Average Sep. 2015 - Aug. 2016			Average Sep. 2016 - Aug. 2017			Change (%)		
							Average Sep. 2016 - Aug. 2017 / Average Sep. 2015 - Aug. 2016		
	Total	New	Used	Total	New	Used	Total	New	Used
Greece, total									
Road Motor Vehicles,total	13,886	10,406	3,480	15,381	10,497	4,884	10.8%	0.9%	40.3%
1. Road motor cars	10,564	7,292	3,272	12,233	7,578	4,655	15.8%	3.9%	42.3%
Passenger Cars	8,773	6,772	2,001	10,186	7,007	3,179	16.1%	3.5%	58.9%
Buses	76	15	61	88	14	74	15.8%	-6.7%	21.3%
Lorries	1,715	505	1,210	1,959	557	1,402	14.2%	10.3%	15.9%
2. Motorcycles > 50 cc	3,322	3,114	208	3,148	2,919	229	-5.2%	-6.3%	10.1%

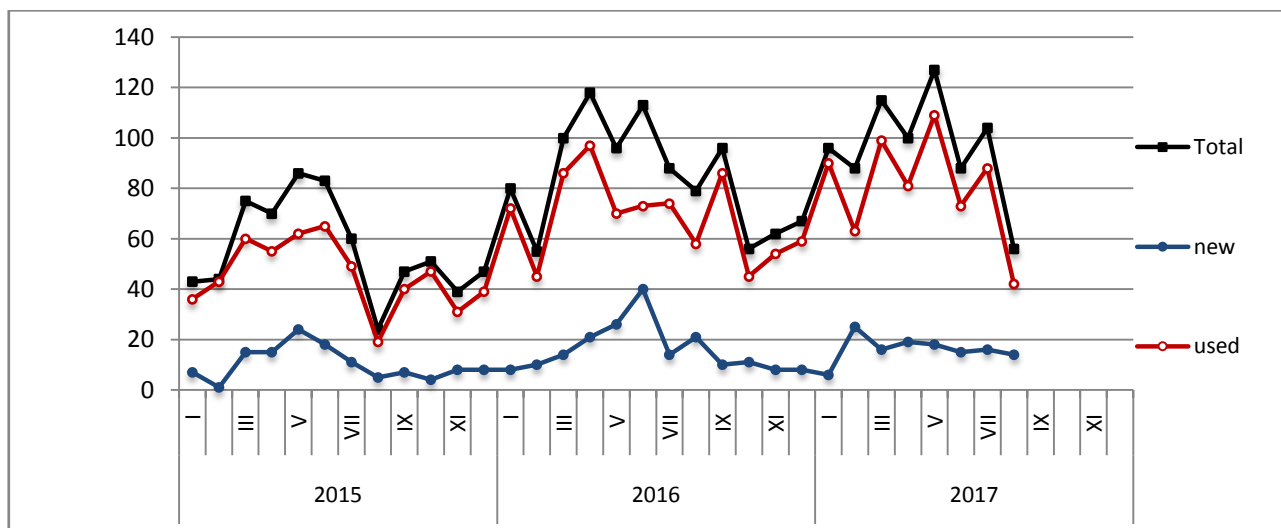
Graph 1: Passenger Cars (January 2015 - August 2017)



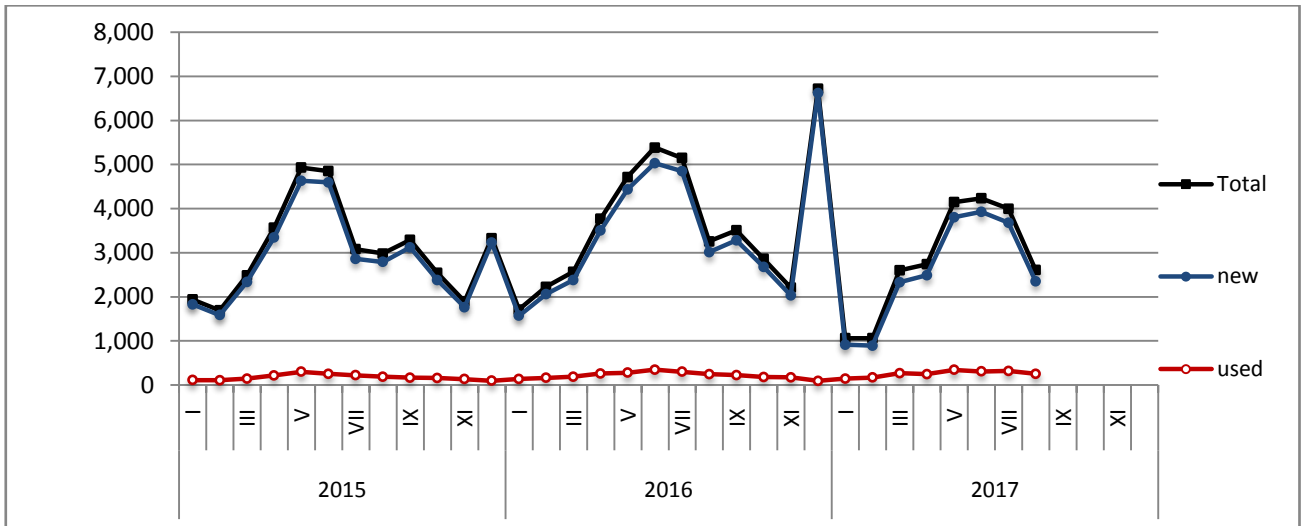
Graph 2: Lorries (January 2015 - August 2017)



Graph 3: Buses (January 2015 - August 2017)



Graph 4: Motorcycles (January 2015 - August 2017)



Graph 5: New Registrations of Motor Vehicles (August 2017)

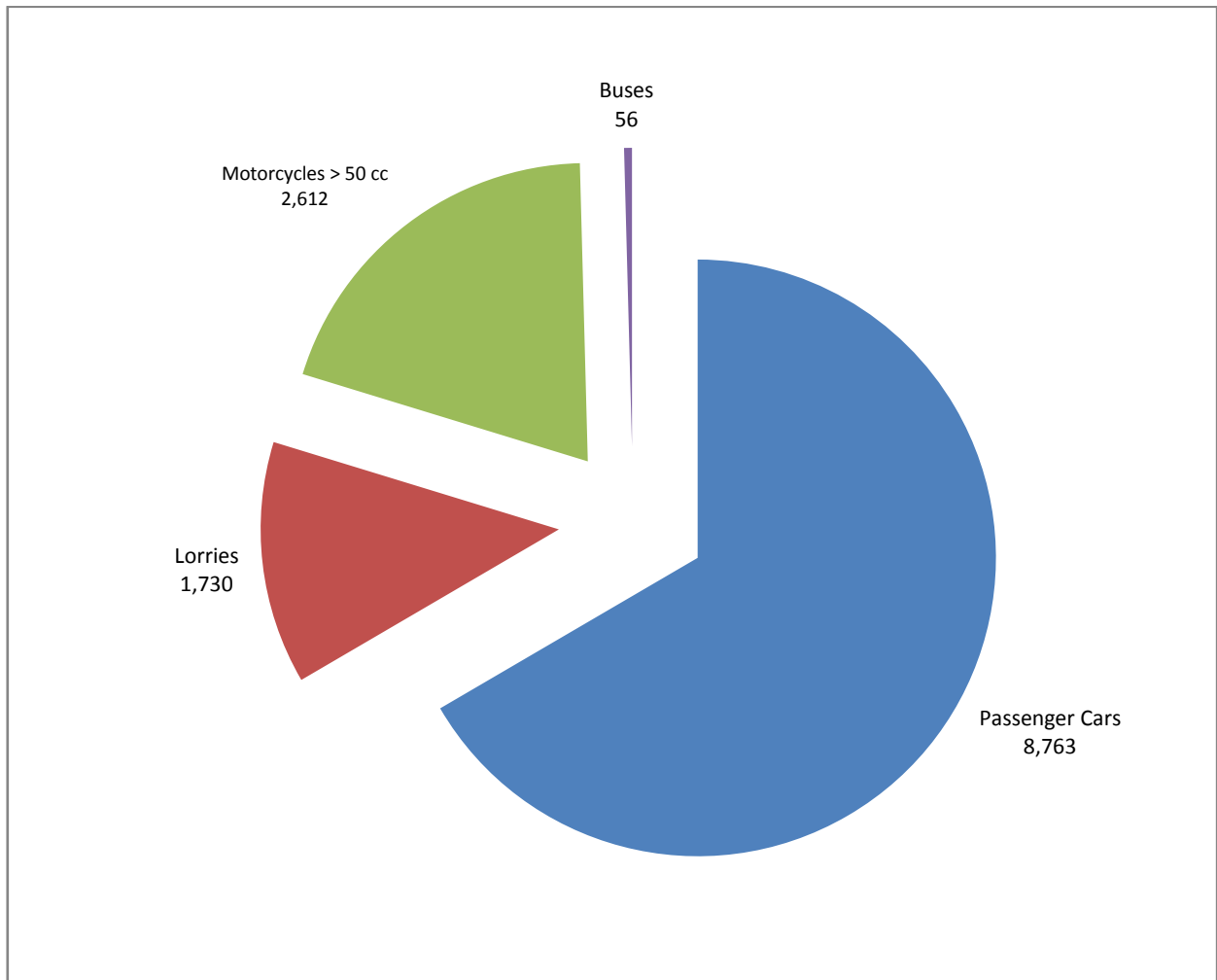
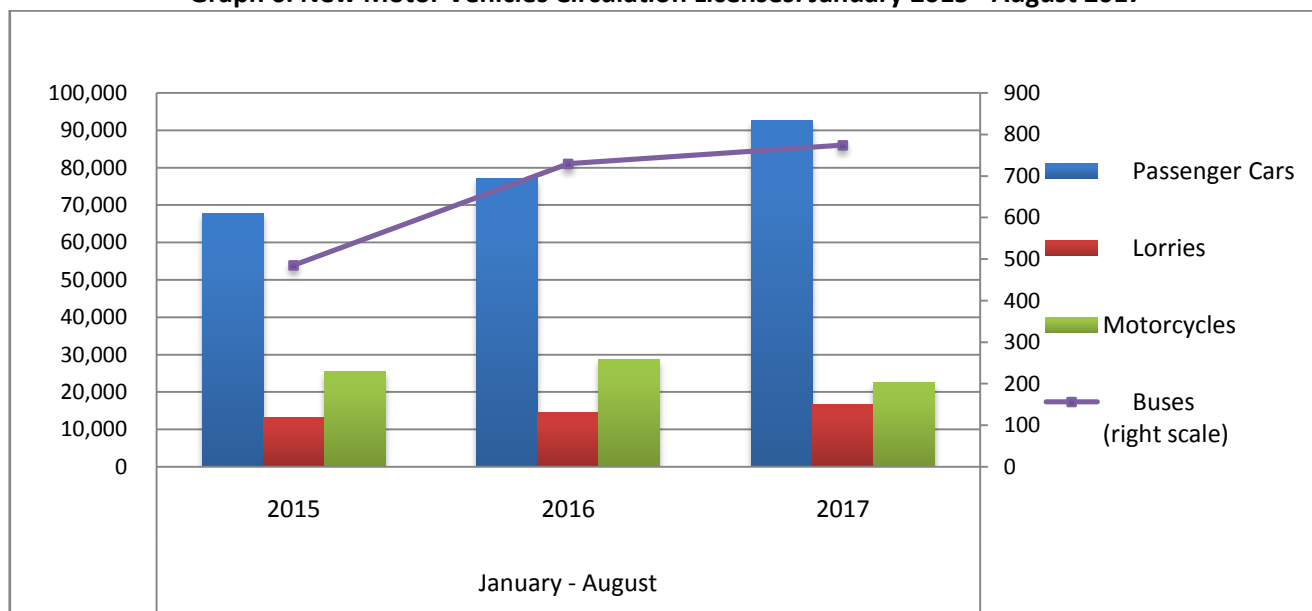


Table 3. Road motor vehicles, both new and used, put into circulation for the first time in Greece: Jan. 2015 - Aug. 2017

Category of Road Motor Vehicles	January - August									Change (%)					
	2015			2016			2017			2016/2015			2017/2016		
	Total	New	Used	Total	New	Used	Total	New	Used	Total	New	Used	Total	New	Used
Greece, total															
Road Motor Vehicles,total	107,183	80,710	26,473	121,053	89,628	31,425	132,604	89,209	43,395	12.9%	11.0%	18.7%	9.5%	-0.5%	38.1%
1. Road motor cars	81,642	56,727	24,915	92,252	62,764	29,488	110,137	68,808	41,329	13.0%	10.6%	18.4%	19.4%	9.6%	40.2%
Passenger Cars	67,873	52,796	15,077	77,003	58,567	18,436	92,617	63,864	28,753	13.5%	10.9%	22.3%	20.3%	9.0%	56.0%
Buses	485	96	389	729	154	575	774	129	645	50.3%	60.4%	47.8%	6.2%	-16.2%	12.2%
Lorries	13,284	3,835	9,449	14,520	4,043	10,477	16,746	4,815	11,931	9.3%	5.4%	10.9%	15.3%	19.1%	13.9%
2. Motorcycles > 50 cc	25,541	23,983	1,558	28,801	26,864	1,937	22,467	20,401	2,066	12.8%	12.0%	24.3%	-22.0%	-24.1%	6.7%
Prefecture of Attica															
Road Motor Vehicles,total	53,216	46,294	6,922	63,710	54,760	8,950	67,203	54,269	12,934	19.7%	18.3%	29.3%	5.5%	-0.9%	44.5%
1. Road motor cars	43,621	36,956	6,665	52,674	43,926	8,748	58,462	45,788	12,674	20.8%	18.9%	31.3%	11.0%	4.2%	44.9%
Passenger Cars	39,930	34,930	5,000	48,500	41,817	6,683	53,199	43,022	10,177	21.5%	19.7%	33.7%	9.7%	2.9%	52.3%
Buses	176	41	135	252	70	182	266	67	199	43.2%	70.7%	34.8%	5.6%	-4.3%	9.3%
Lorries	3,515	1,985	1,530	3,922	2,039	1,883	4,997	2,699	2,298	11.6%	2.7%	23.1%	27.4%	32.4%	22.0%
2. Motorcycles > 50 cc	9,595	9,338	257	11,036	10,834	202	8,741	8,481	260	15.0%	16.0%	-21.4%	-20.8%	-21.7%	28.7%

Graph 6. New Motor Vehicles Circulation Licenses: January 2015 - August 2017



Graph 7. New Registrations of Motor Vehicles January - August 2017

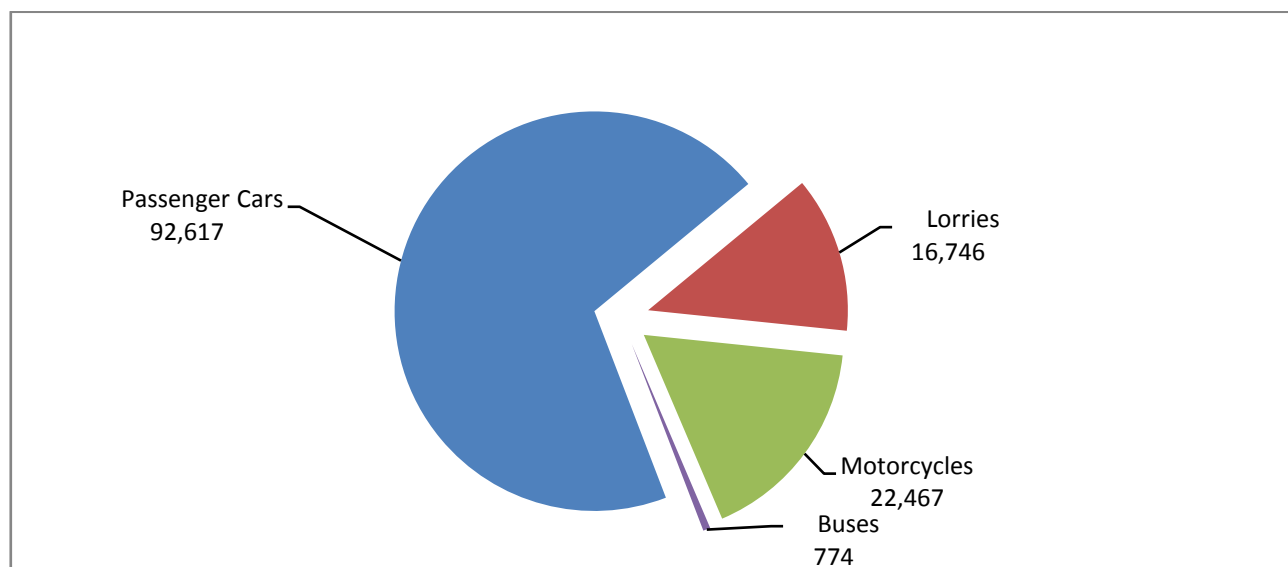


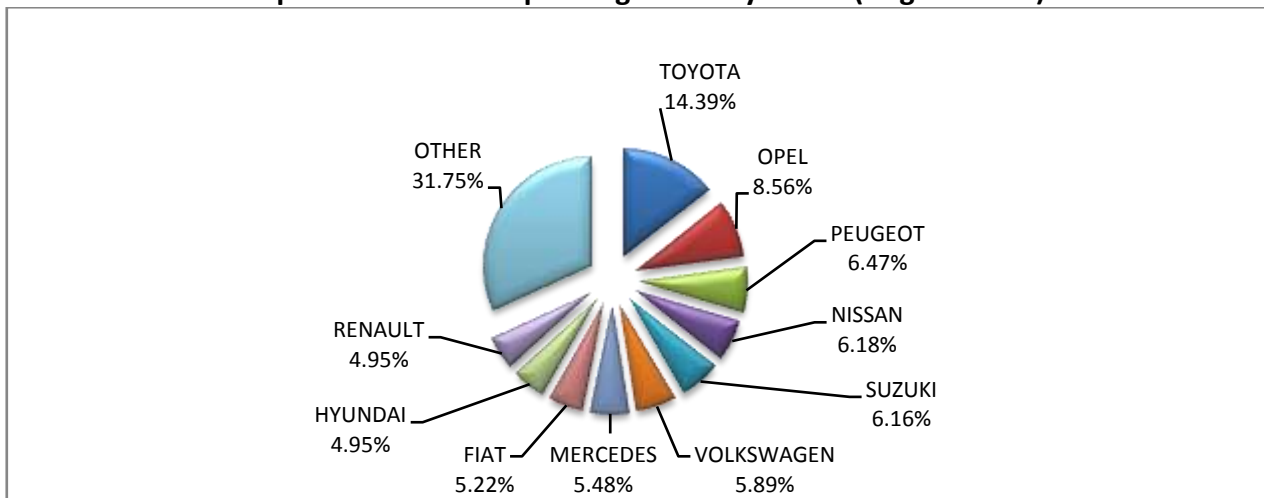
Table 4
Sales of new and used passenger cars by make: August 2017 and January - August 2017

Make	Passenger cars			
	August		January - August	
	new	used	new	used
ACURA	-	-	-	1
ALFA ROMEO	36	20	390	136
AUDI	172	28	2,156	275
BENTLEY	-	-	3	-
BMW	159	34	2,053	312
CADILLAC	-	-	-	2
CARBODIES	-	-	-	1
CHEVROLET	1	52	2	371
CHONGQING LIFAN	-	-	3	-
CHRYSLER	-	1	-	6
CITROEN	211	166	3,014	1,399
CORVETTE	-	1	-	1
DACIA	67	9	487	126
DAIHATSU	-	38	-	217
DETHLEFFS	-	5	-	35
DODGE	-	-	-	1
FERRARI	-	1	-	6
FIAT	268	243	4,838	2,134
FIAT DUCATO Z.MANTOS	-	-	1	-
FORD	253	251	2,439	2,160
HONDA	56	64	386	371
HUMMER	-	1	-	1
HYUNDAI	254	134	2,978	939
ISUZU	-	-	-	1
JAGUAR	2	2	19	8
JEEP	64	3	617	24
KIA	75	41	893	263
LADA	-	1	-	1
LAMBORGHINI	-	-	-	1
LANCIA	-	18	8	127
LAND ROVER	2	11	76	94
LEXUS	3	2	24	11
LOTUS	-	-	-	2
MASERATI	1	-	2	-
MAZDA	-	42	75	265
MERCEDES	281	111	2,809	931
MERCEDES Z.MANTOS	-	-	3	-
MG	-	-	-	1
MG ROVER	-	-	-	1
MIA	-	1	-	1
MINI	86	21	975	174
MITSUBISHI	16	40	103	338
NISSAN	317	186	5,574	1,366
OPEL	439	526	4,857	4,276
PEUGEOT	332	154	5,132	1,220
PEUGEOT AUTO RIBEIRO	-	-	5	-
PLYMOUTH	-	-	-	1
PORSCHE	5	3	47	43

Table 4 (cont.)
Sales of new and used passenger cars by make: August 2017 and January - August 2017

Make	Passenger cars			
	August		January - August	
	new	used	new	used
RANGE ROVER	-	-	6	6
RENAULT	254	153	2,414	1,341
ROLLS ROYCE	-	-	-	1
ROVER	-	1	-	2
SAAB	-	-	-	11
SEA / MOBILVETT	-	5	-	11
SEAT	100	31	1,445	239
SKODA	200	59	2,177	520
SMART	44	141	357	1,409
SSANGYONG	10	-	51	-
SUBARU	2	4	24	24
SUZUKI	316	130	4,194	989
TESLA	-	1	1	1
TOYOTA	738	724	7,182	5,215
VOLKSWAGEN	302	158	5,221	1,253
VOLKSWAGEN - Z.MANTOS	-	-	2	-
VOLVO	64	16	821	88
TOTAL	5,130	3,633	63,864	28,753

Graph 8. Sales of new passenger cars by make (August 2017)



Graph 9. Sales of new passenger cars by make (January - August 2017)

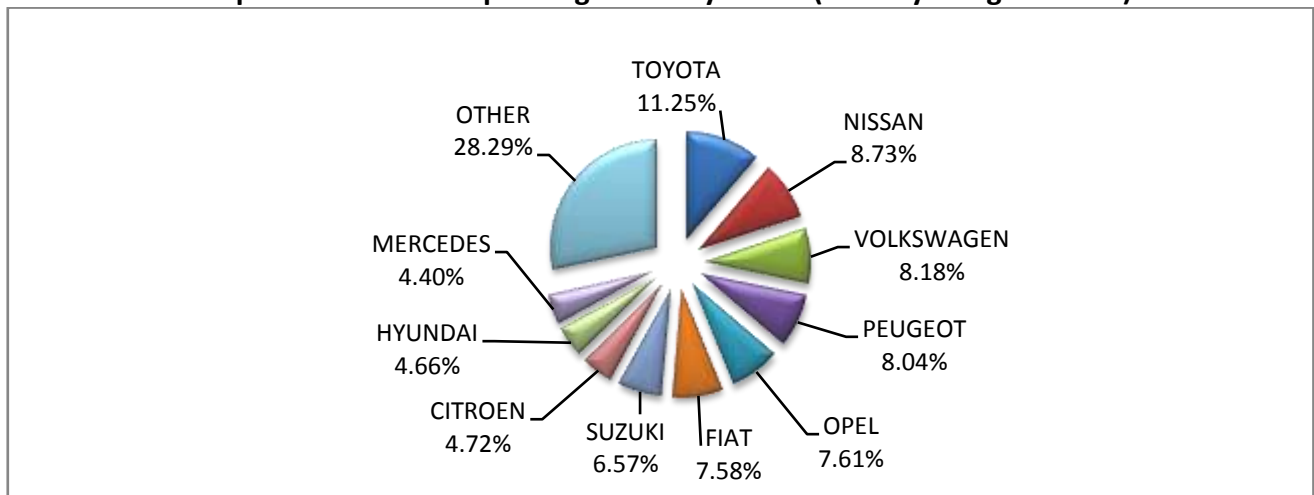


Table 5
Sales of new and used lorries by make: August 2017 and January - August 2017

Make	Lorries			
	August		January - August	
	new	used	new	used
BMW	-	-	-	1
CADILLAC	-	-	-	1
CHEVROLET	-	-	-	2
CITROEN	18	33	157	368
DACIA	-	-	-	13
DAF	1	26	6	211
DAF A. KAOUSSIS SA	1	-	6	-
DAF DYNA TRAILERS S.A.	-	-	1	-
DAF KOSKERIDIS	-	-	1	-
DAF SMYRLIADIS	-	-	1	-
DAF ΑΝΔΡΕΑΣ ΚΑΡΚΑΓΓΕΛΗΣ	-	-	2	-
DAF ΖΑΜΠΟΥΡΗΣ Α.Ε	1	-	1	-
DAF ΗΦΑΙΣΤΟΣ ΣΤΕΦΑΝΟΣ	-	-	1	-
DAF ΝΤΟΥΝΑΣ ΘΕΟΧΑΡΗΣ	-	-	1	-
DAF ΤΑΞΙΑΡΧΟΥ	-	-	1	-
DAF ΧΑΤΖΗΓΕΩΡΓΙΟΥ Κ ΑΘΑΝΑΣΙΟΣ ΚΑΙ ΣΙΑ ΟΕ	1	-	1	-
DAIHATSU	-	1	-	2
DENNIS EAGLE	-	-	-	1
DODGE	-	1	-	6
DR MOTOR	-	-	-	1
EVF SPA	-	-	-	1
FAUN	-	-	-	1
FCA US LLC (RAM)	-	-	-	1
FIAT	38	125	489	1,494
FIAT-IVECO	-	5	-	40
FISSORE-FIAT	-	1	-	1
FORD	125	136	773	1,247
FORD A. KAOUSSIS SA	-	-	1	-
GREAT WALL MOTOR	-	-	-	2
HONDA	-	-	-	1
HYUNDAI	-	4	-	48
ISUZU	27	20	170	154
ISUZU A. KAOUSSIS SA	-	-	9	-
IVECO	3	12	11	121
IVECO CENTIGON	-	-	19	-
IVECO SMYRLIADIS	1	-	2	-
IVECO A. KAOUSSIS SA	-	-	3	-
IVECO CONTRUCK MECHANICA	-	-	2	-
IVECO DYNA TRAILERS S.A.	-	-	3	-
IVECO KOSKERIDIS	-	-	2	-
IVECO MONZA J. ESTEBAN, S.L.	1	-	1	-
IVECO A. & Ι. ΔΕΡΒΙΣΗ Ο.Ε	1	-	3	-
IVECO Β.ΚΑΡΑΒΙΑΣ & Ε.ΞΕΝΙΟΣ - ΚΑΞΕΚΩ Ο.Ε	-	-	1	-
IVECO ΗΦΑΙΣΤΟΣ ΣΤΕΦΑΝΟΣ	2	-	2	-
IVECO ΝΤΟΥΝΑΣ ΘΕΟΧΑΡΗΣ	-	-	5	-

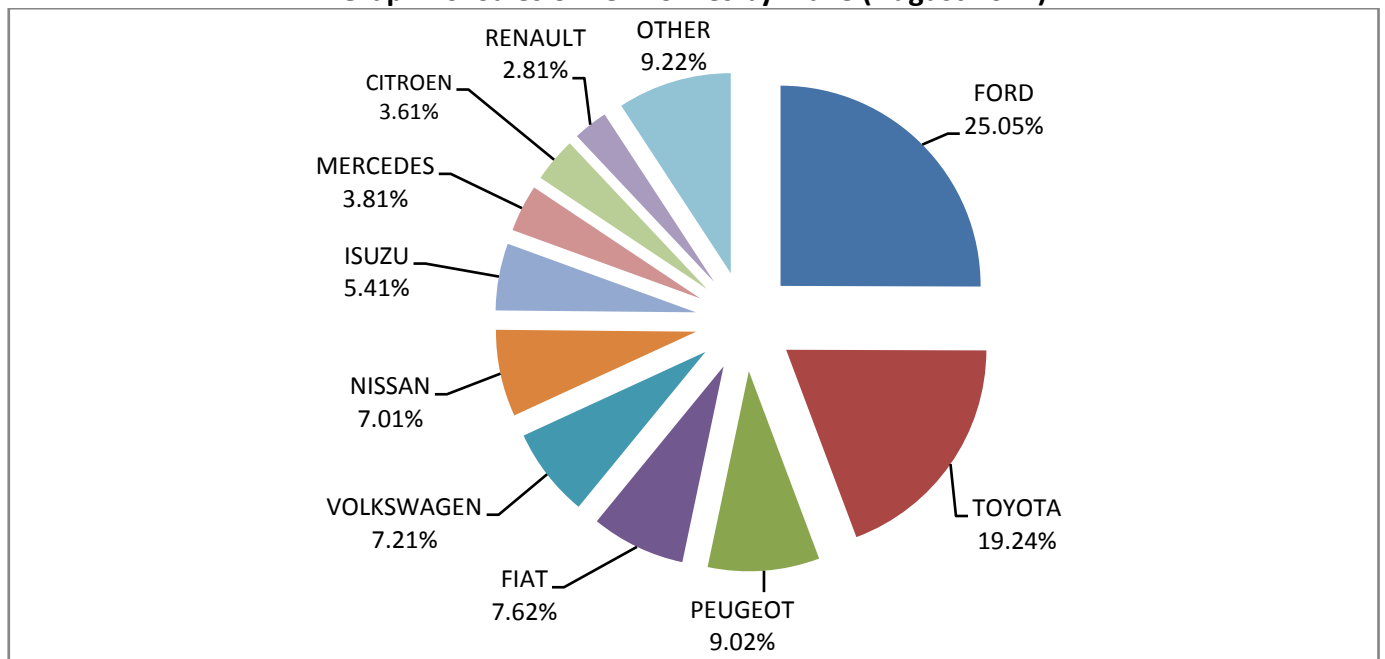
Table 5 (cont.)
Sales of new and used lorries by make: August 2017 and January - August 2017

Make	Lorries			
	August		January - August	
	new	used	new	used
IVECO MAGIRUS	-	1	-	9
KASSBOHRER	1	-	1	-
KIA	-	1	-	12
LAND ROVER	-	-	-	6
MAHINDRA	-	-	-	1
MAN	-	43	17	383
MAN A. KAOUSSIS SA	-	-	2	1
MAN DYNA TRAILERS S.A.	-	-	7	-
MAN TECMEC	-	-	5	-
MAN ΕΥΓΕΝΕΙΑΔΟΥ ΜΑΡΙΑ & ΣΙΑ Ο.Ε.	-	-	1	-
MAN ΗΦΑΙΣΤΟΣ ΣΤΕΦΑΝΟΣ	-	-	2	-
MAN ΤΑΞΙΑΡΧΟΥ	-	-	6	-
MAZDA	-	23	2	200
MERCEDES	19	242	185	2,480
MERCEDES TRUCK NET	-	-	1	-
MERCEDES A. & I. ΔΕΡΒΙΣΗ Ο.Ε	-	-	2	-
MERCEDES A. KAOUSSIS SA	5	-	57	-
MERCEDES ΑΦΟΙ ΠΡΟΔΡΟΜΟΣ ΛΥΣΑΡΙΔΗΣ & ΛΑΖΑΡΟΣ ΟΕ	-	-	1	-
MERCEDES DYNA TRAILERS S.A.	4	-	10	-
MERCEDES F.X. MEILLER	-	-	1	1
MERCEDES KOSKERIDIS	-	-	7	-
MERCEDES NIKAS S.A.	1	-	1	-
MERCEDES SMYRLIADIS	-	-	6	-
MERCEDES ΗΦΑΙΣΤΟΣ ΣΤΕΦΑΝΟΣ	-	-	1	-
MERCEDES ΘΕΟΧΑΡΗΣ ΝΤΟΥΝΑΣ	1	-	18	1
MERCEDES Σ.ΜΑΡΚΕΤΟΣ - Κ.ΤΑΛΛΑΡΟΣ ΕΠΕ	-	-	2	-
MERCEDES ΤΑΞΙΑΡΧΟΥ	-	-	10	-
MIA	-	1	-	1
MITSUBISHI	6	54	143	479
MITSUBISHI A. KAOUSSIS SA	1	-	5	-
MITSUBISHI ΤΑΞΙΑΡΧΟΥ	-	-	1	-
NISSAN	35	88	341	949
NISSAN SMYRLIADIS	1	-	5	1
NISSAN ΕΥΣΤΑΘΙΟΣ ΖΥΓΟΥΡΗΣ & ΣΙΑ ΕΒΕ	1	-	1	-
OAF	-	-	-	2
OPEL	7	67	111	667
PEUGEOT	45	41	923	331
PEUGEOT Z. ΜΑΝΤΟΣ	-	-	1	-
PFAU	-	-	-	1
PIAGGIO	3	2	16	32
PIAGGIO TECMEC	-	-	1	-
PIAGGIO & C SPA A. KAOUSSIS SA	-	-	8	1
RELIANT	-	-	-	1

Table 5 (cont.)
Sales of new and used lorries by make: August 2017 and January - August 2017

Make	Lorries			
	August		January - August	
	new	used	new	used
RENAULT	14	86	65	722
ROVER	-	-	-	1
SAAB SCANIA	-	-	-	2
SCANIA	2	28	11	248
SCANIA A. KAOUSSIS SA	-	-	6	-
SCANIA ΕΥΣΤΑΘΙΟΣ ΖΥΓΟΥΡΗΣ & ΣΙΑ ΕΒΕ	-	-	1	-
SCANIA ΘΕΟΧΑΡΗΣ ΝΤΟΥΝΑΣ	-	-	1	-
SCHMITZ CARGOBULL	-	-	2	-
SCODA	-	-	-	2
SEAT	-	2	1	21
SKODA	-	4	-	46
SMYRLIADIS	-	-	3	-
SSANGYONG	-	-	7	3
STEYER	-	-	-	1
SUZUKI	-	-	-	2
TATA	-	-	-	2
TOYOTA	96	48	833	465
VOLKSWAGEN	36	73	296	655
VOLKSWAGEN ΕΥΣΤΑΘΙΟΣ ΖΥΓΟΥΡΗΣ & ΣΙΑ ΕΒΕ	-	-	-	1
VOLKSWAGEN ΘΕΟΧΑΡΗΣ ΝΤΟΥΝΑΣ	1	-	1	-
VOLVO	-	63	8	484
VOLVO A. KAOUSSIS SA	-	-	1	-
VOLVO ΕΥΣΤΑΘΙΟΣ ΖΥΓΟΥΡΗΣ & ΣΙΑ ΕΒΕ	-	-	2	-
VOLVO/ROMEX	-	-	1	-
TOTAL	499	1,231	4,815	11,931

Graph 10. Sales of new lorries by make (August 2017)



Graph 11. Sales of new lorries by make (January - August 2017)

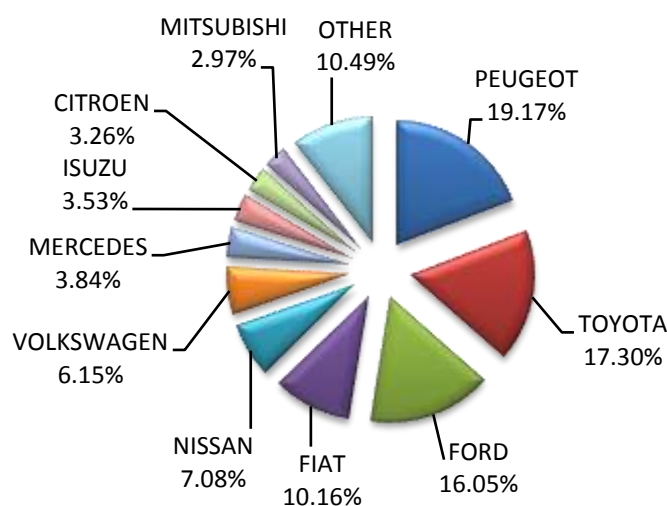


Table 6
Sales of new and used buses by make: August 2017 and January - August 2017

Make	Buses			
	August		January - August	
	new	used	new	used
ALI DUMAN OTOMOTIV DIZAYN	-	-	1	-
AYATS	-	-	-	1
BOVA	-	-	-	27
CITROEN	-	-	-	1
DAF	-	-	-	1
EVOBUS	-	-	-	7
FIAT	-	1	-	2
FIAT IVECO	-	-	-	1
FORD	2	1	13	14
FORD ΣΦΑΚΙΑΝΑΚΗΣ	-	-	1	-
IRISBUS	-	-	-	10
IRIZAR	1	-	3	-
ISUZU	-	1	2	4
ITALBUS	-	-	1	-
IVECO	-	1	1	9
IVECO FIAT, FIAT, IVECO, IRISBUS	-	-	-	1
IVECOBUS, KAROSA, IRISBUS, IVECO, HEULIEZ BUS, IKARUS	-	-	2	-
MAN	-	4	1	45
MAN/NEOPLAN	-	-	5	-
MERCEDES	2	21	12	352
MERCEDES ERMISBUS	2	-	9	-
MERCEDES CENTO BUS	-	-	1	-
MERCEDES ERDUMAN	2	-	13	-
MERCEDES GIANNOPOYLOS S.A	-	-	3	-
MERCEDES NIKAS	2	-	19	-
MERCEDES PAPADAKIS	-	-	23	1
NEOPLAN	-	2	1	18

Table 6 (cont.)
Sales of new and used buses by make: August 2017 and January - August 2017

Make	Buses			
	August		January - August	
	new	used	new	used
OPEL	2	1	2	2
OTOKAR	-	-	2	2
RENAULT	-	2	-	7
SCANIA	-	1	-	20
SCANIA HIGER	-	-	3	-
SETRA	1	3	9	50
TEMSA	-	1	2	31
VAN HOOL	-	-	-	4
VDL	-	-	-	1
VOLKSWAGEN	-	-	-	15
VOLVO	-	2	-	14
XIAMEN KING LONG	-	-	-	4
YUTONG	-	1	-	1
TOTAL	14	42	129	645

Graph 12. Sales of new buses by make (January -August 2017)

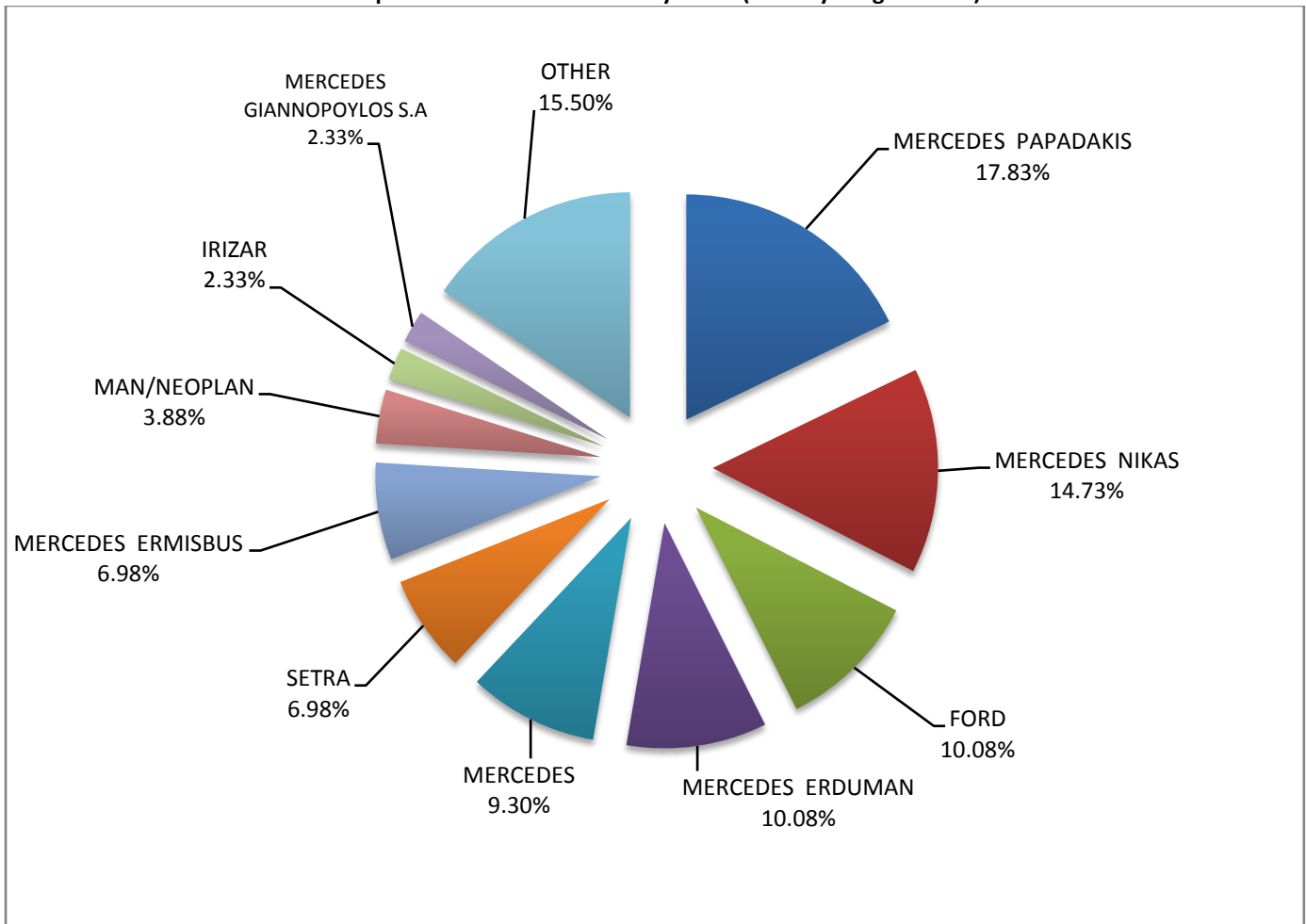


Table 7
Sales of new and used Motorcycles by Make or manufacturer: August and January - August 2017

Make	Motorcycles			
	August		January - August	
	new	used	new	used
ACCESS, GOES	1	-	13	-
ADAMS, MIRAGE, DEMOTO, MKS, MC4YOU	-	-	1	-
ADIVA	-	-	-	1
AEON MOTOR	-	-	51	2
AJS	-	-	1	1
APRILIA	3	16	72	99
APRILIA, PIAGGIO, GILERA, DERBI, SCARABEO	-	1	21	6
ARCTIC CAT, MASSEY FERGUSON	-	-	1	1
BAJAJ	2	-	5	-
BAOTIAN, SUPERKING, WALTON, HONDA	-	-	3	-
BASHAN, APACHI, ISILDAR APACHI, ISILDAR, APACHE , ADVENTUREMOTORS, PANTHERQUADS	5	-	27	-
BENELLI	11	-	69	-
BENZHOUE	-	-	-	2
BETA	-	-	19	2
BMW	19	6	421	54
BOMBARDIER RECREATIONAL PRODUCTS INC (BRP)	-	-	17	4
BRIXTON	3	-	59	1
BUELL	-	-	1	-
BUYANG	-	-	1	-
CANBO	-	-	1	-
CFMOTO	22	-	190	1
CHEETA	-	-	1	-
CHONGQING LIFAN	-	-	2	1
DAELIM	25	1	82	6
DAYANG, DAYTONA	5	-	310	3
DAYANG, DAYTONA MOTORS, NIPPONIA, SALCANO	149	1	739	2
DAYTONA	11	-	197	1
DERBI	-	-	5	1
DUCATI	12	1	113	12
EAGLE MOTORSPORTS	-	-	1	2
EAGLE MOTORSPORTS, EGLMOTOR, PUMAREX	-	-	-	1
EKING, NOSMOKE, JHC, JHCNEWENERGYAUTO, NOUN Electric, VROMOS	-	-	1	-
ENFIELD	-	-	-	1
EUROMOTORS	1	-	5	-
EVA, EMBUGGY, VINTAGE, EVANGEL	6	-	27	1
GAS GAS	-	-	2	1
GENERIC MOTOR	-	1	-	1
GILERA	1	-	3	4
GOUPIL	-	-	4	2
GUOBEN	-	1	-	1
HAOJIAN, ZONTES, TAYO, Sharpon, IFINO, KIDEN, ZHONGYU, CUBTOM, DIYUN, NAMIN,TIM DERVI, VUKA, THUMP, RIPPER	2	-	11	-
HAOJIANG, SENKE, ZONTES, TAYO, YINGZHI, KIDEN, TANNY, ZHONGYU, RIPPER, FNX, RAFINZ, MONDIAL, FERRO, GB MOTORS	1	-	26	-
HAOJIN	-	-	1	-
HARLEY DAVIDSON	11	1	60	21
HARTFORD	41	-	53	1

Table 7 (cont.)
Sales of new and used Motorcycles by Make or manufacturer: August and January - August 2017

Make	Motorcycles			
	August		January - August	
	new	used	new	used
HER CHEE, ADLY MOTO, MOTO ROMA, RKS	1	-	39	1
HM	1	-	1	2
HONDA	245	49	2,487	382
HONLEI	-	-	1	-
HSUN	-	1	-	1
HSUN, HISUN, APACHI, ICHIBAN, INCA, FAST POWER, Q-MOTO, EMU, FORSAGE, NISSAMARAN, LAPO MOTORS, STELS, Mx, POLAR	-	-	14	-
HUSABERG	-	-	-	2
HUSQVARNA	-	-	5	3
HYOSUNG & S&T KANUNI	1	1	4	1
HYOSUNG MOTORS	-	-	-	1
INDIAN MOTORCYCLE	1	-	12	-
ITALCAR	-	-	-	2
JIAJI, HUATIAN, FEILING, LINTEX, GOMAX, SOMOTO, TECHMOOVE, TAURIS	-	-	1	-
JIAJUE, JINDING, LANYING, DHS, MIROMOTO, ALPHAMOTO, SPRINT, QLINK, MAXON, RICH MOTORS, EUROCKA(CKA), PEDA	2	-	25	-
JIALING, MOTORAN, TRAXX, SPADA, SKYWING, SPD, ASUS, RACING	10	-	70	2
JIANSHE	12	-	46	-
JIANSHE, GEMINI	2	-	21	-
JINLANG, ZIPP, HORS, IVA, Ariic, figuretta motorcycles fat boy, btc, agm, lintex, razory, romet, motors	3	1	58	1
JINLING	1	-	1	-
JINLUN, ARKUS&ROMET GROUP, ADAMS	-	-	11	-
JLAJI, HUATIAN, FEILING, TUTU, EPM, Mondid, KINGWAY, ROMET MOTORS	1	-	10	1
JMQQ, QINGQI, PIONEER, SNOWOLF, POLESTAR, CLEVELAND CYCLEWERKS, SINNIS, SOMOTO, SKYTEAM	-	-	1	-
JMSTAR, SHENKE, HUIBANG, JONWAY, MOTORAN, MINELLI, LAPO MOTORS	1	-	6	-
JONWAY, JMSTAR, SHENKE, HUIBANG	-	-	2	-
KANUNI	-	-	1	-
KAWASAKI	18	2	193	38
KEEWAY, QJ ,QJIANG	-	-	9	-
KENBO	-	-	3	-
KL	-	-	25	1
KTM	28	1	204	12
KWANG YANG	-	-	-	10
KYMCO	128	36	1,500	256
LEONART	-	-	-	1
LEONE	-	-	1	-
LIFAN	1	-	8	-
LIFAN, HONLEI, SKYGO, BISAN-LIFAN	1	-	12	1
LIFAN, HONLEI, SKYGO, BISAN-LIFAN, SUMCO, TRUVA, SALCANO,YUKIMOTOR, RAMZY, BRANSON, XPLOER. NEMO, LEVO	6	-	68	1

Table 7 (cont.)
Sales of new and used Motorcycles by Make or manufacturer: August and January - August 2017

Make	Motorcycles			
	August		January - August	
	new	used	new	used
LIFAN, SKYGO, HONLEI, BISAN-LIFAN, TRUVA, SALCANO, YUKI, RAMZEY, BRANSON, SUMCO, NEMO, XPLOER, LEVO, ACONDA	1	-	70	1
LIFAN, TRUVA, YUKI, SALCANO, SUMCO, RAMZEY, BRANSON, XPLOER, NEMO, LEVO	2	-	23	-
LINHAI, KUBA, ONLINE, LHY	13	-	127	1
LML	1	-	21	2
LONCIN, KINLON, DORTON, CCM	-	-	7	-
LONCIN, KINLON, LONGTING, KUBA, YUKI, MONDIAL, STMAX, KANUNI, MOTORAN, ASYA, QUSWA, PUMAREX, RALLY USA, MOD, CCM	4	-	65	1
LONGJIA, ITALJET, ORCAL, BEELINE, ROMET MOTORS, GEMINI, Lexmoto, Jahanro, VGA, Daytona MOTORS	1	-	4	-
MALAGUTI	-	-	-	5
MBK	-	5	-	28
MEGELLI	-	-	1	-
MELEX	1	-	1	-
MG MOTO	11	-	378	1
MGK HM	178	-	204	-
MICROCAR	1	-	1	-
MINSK, ZONGSHEN, IRIBIS, MONDIAL, LEXMOTO, JUNAK, HONLEY, OVERBIKES	-	-	2	-
MODENAS	1	-	41	-
MONDIAL	-	-	1	-
MOTO GUZZI	2	-	18	-
MOTO S.P.A	-	-	4	-
MOTO-ROMA	1	-	1	-
MV AGUSTA	1	-	5	2
MZ MOTORRAD	-	-	1	1
NACIONAL MOTOR	-	-	-	1
NEW ERA	-	-	-	1
NIPPONIA	-	-	2	-
ODES, LIANGZI, BRANSON	-	-	18	-
ORCAL	-	-	2	-
PEUGEOT	30	-	205	11
PGO	1	-	5	-
PIAGGIO	410	41	3,707	290
PIONEER, LEXMOTO, PULSE, BULLIT, OMAKS, JHC, ASYA, MONDIAL, KUBA,ACE	-	-	4	-
POLARIS	-	-	40	2
QINGQI, KADIRGA	-	-	2	-
QINGQI, PIONEER, i-moto, SUPERBYKE, KENROD, QLINK, YUKI, SACHS-Bikes, Daytona	3	-	25	1
QJ , QJIANG, KEEWAY, LEONE	3	-	53	-
QJ, QJIANG, GENERIC, MTR, RIDE	12	-	18	-
QJ, QJIANG, KEEWAY	-	-	25	-
QJ, QJIANG, KEEWAY, LEONE, KUBA, RKS, EMPIRE KEEWAY, BENELLI, TELL, KREIDLER, KSR MOTO, GENERIC, EXPLORER, RIDE	28	1	239	1
QJIANG	-	-	6	-

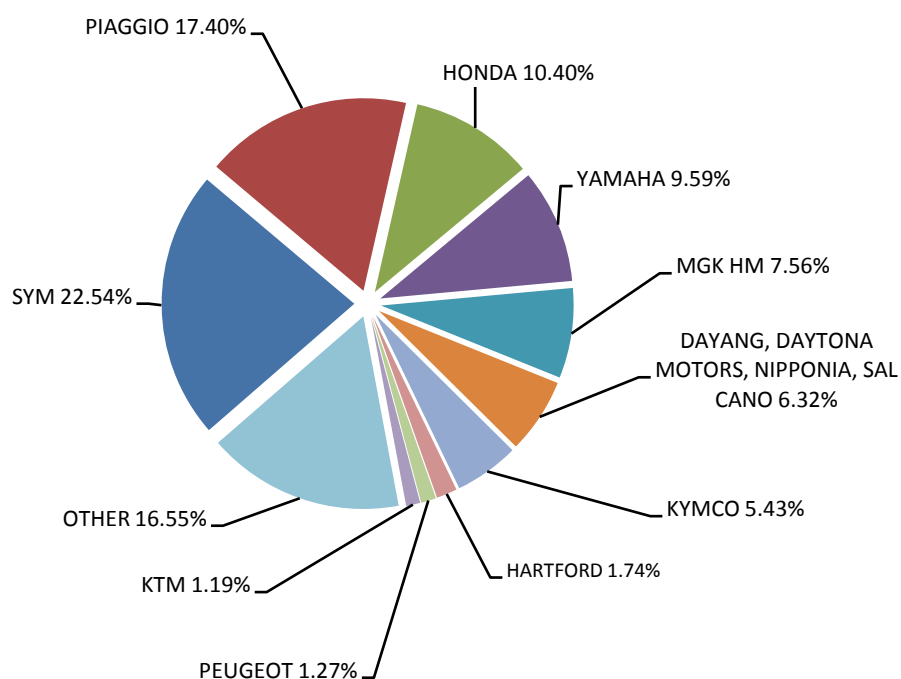
Table 7 (cont.)
Sales of new and used Motorcycles by Make or manufacturer: August and January - August 2017

Make	Motorcycles			
	August		January - August	
	new	used	new	used
QUADRO	1	-	6	-
RENAULT	-	-	-	2
RIYA, HONLING, YAMAKOYO, TIANYING, GOES, SANYOU, BM, FUN BIKE, WOTTA	4	-	16	-
ROMET MOTORS, ADAMOTO	-	-	1	-
ROYAL ENFIELD	-	-	1	-
SACHS	-	1	-	2
SANYE FUXIN, MONDIAL, ISILDAR APACHI, APACHI, ISILDAR, LINTEX	1	-	2	-
SANYOU, TARO, CHUANGTAI, GOES, JUNAK, WOTTAN, BARTON MOTORS, MAGPOWER, CAPIRELLI, OVERBIKES, PEDA	-	-	9	-
SHANYANG	-	-	1	-
SHENKE, HUIBANG, JONWAY, MINELLI	-	-	1	-
SHINERAY	2	-	32	-
SKYJET	-	-	3	-
SKYTEAM, SACIN, METALCO, SOKUDO, BAZUKA, MINICO, MOTOS BORDOY, SUMCO, ROXON, CSR, MONKEY BIKES, FAZTEK	7	-	49	-
STANDARD	1	-	3	2
SUZUKI	20	15	202	127
SWM	-	-	1	-
SYM	531	14	4,551	107
TANGJUNOULING, SEEES, SIMPLCITYS SRL, MMSS.A., NOUNElectric, VROMOS KIWI, Imporvia, Lda, BOX-E,ELECTA	-	-	1	-
TAOTAO, VOM, LUUKO, TOROS, ZIPP	-	-	1	-
TGB	-	-	15	2
TIANMA, FASPIDER, GARELLI	-	-	1	1
TIANYING, RIYA, QISHENG, YAMAKOYO, HONGLING, ZIPP, TOROS, ROMET, ROMET MOTORS, ROUTER, VENTO, ASYA, BENYCO, BARA	2	-	37	-
TM RACING	-	-	2	1
TORROT	1	-	1	-
TRIUMPH	12	2	103	10
TURBHO	1	-	1	-
VICTORY MOTORCYCLES DIVISION, POLARIS INDUSTRIES INC	-	-	1	-
WANGYE, SANBEN, UM, KENOS, SUPERBYKE, MDC, MISTRAL, STREET ELEGANCE, 4WMOTO, RIVERO, VIKERS, ZIPP, SANLI, GOWINN	5	-	18	-
WANGYE, SANBEN, UM, MONDIAL, KENOS, SUPERBYKE, RIALLI, MDC, STREET ELEGANCE, 4WMOTO, MISTRAL, RIVERO, VIKERS	16	-	113	-
WANGYE,SANBEN,UM,KENOS,SUPERBYKE,MDC,MISTRAL,STREET ELEGANCE,4WMOTO,RIVERO,VIKERS,ZIPP,SANLI,GOWINN	-	-	12	-
XGJAO	-	-	8	1
XGJAO, YUAN , SKYJET, KAISAR	2	-	35	-

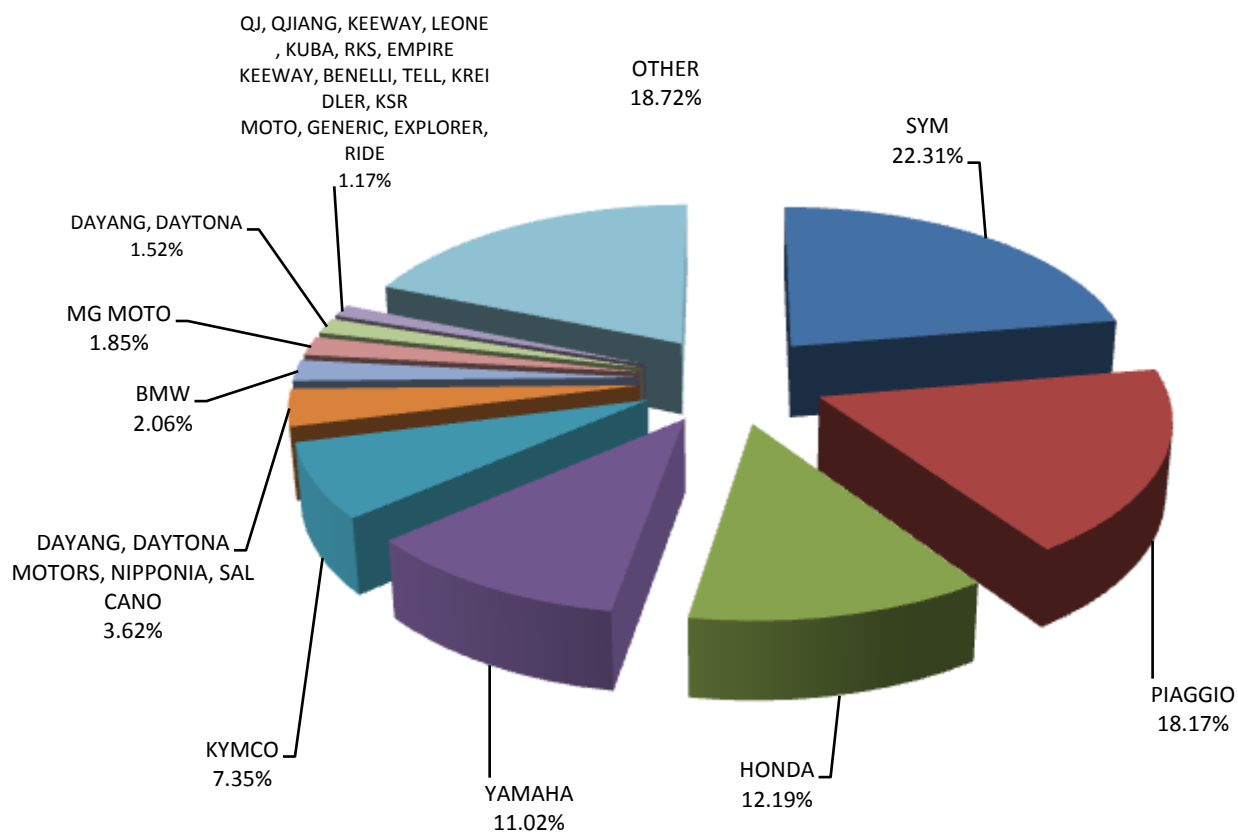
Table 7 (cont.)
Sales of new and used Motorcycles by Make or manufacturer: August and January - August 2017

Make	Motorcycles			
	August		January - August	
	new	used	new	used
XINGYUE, GS MOON, AXY, SUMCO	-	-	1	-
XINLING, HEROWAY, LEDOW	1	-	2	-
XINTIAN	-	-	-	1
XINYANG	1	-	4	-
YADEA, ZTECH, MONDIAL, E-MON	-	-	1	-
YAMAHA	226	57	2,249	502
YIBEN, MEIDUO, VONROAD, WUBEN, NIM	1	-	3	-
YINGANG	-	-	2	-
YINXIANG	1	-	10	-
YINXIANG, KENBO, CHEETA	1	-	17	2
YINXIANG, KENBO, VENOM, CHEETA, ZIPP, NEMO, FEKON, ANATOLIA, CANBO	-	-	1	-
YJ	2	-	2	-
ZHEJIAN	-	-	-	1
ZHEJIANG	2	-	2	-
ZHONGNENG, ASYA, DADO, ZNEN, BARON	-	-	1	-
ZHONGNENG, ZNEN, AGM, AJS, YUKI, COLIBRI, EUROCKA, BTC, NOVA MOTORS, LEXMOTO, Actionbikes Motors	3	-	21	-
ZHONGNENG, ZNEN, DADO, DIRECT BIKES, GOWINN, VIVACOX, NECO, AGM, LEE, ASYA	2	-	10	-
ZHONGNENG, ZNEN, DIRECT BIKES, SUNSTO, LEARNERLEGAL, SCOOTTE	1	-	7	-
ZONGSHEN, ZIP STAR, PIAGGIO, HONLEY, LEXMOTO, MONDIAL, PULSE, OVERBIKES, XR HORIZONT, KTNS, DERRACE	5	-	34	-
ZONGSHEN, ZIP STAR, ZEALSUN, KENTOYA, MOTOROMA, PRONAR, KEEWAY, MOTOVELO, ASYA	1	-	4	-
ZONGSHEN, ZIP STAR, ZEALSUN, RYMCO, KENTO	4	-	10	-
ZXMCO, ZHONGXING, BEWHEEL, TURBHO, RAZZO, MOTORAN, RABBIT MOTORS	-	-	12	1
TOTAL	2,356	256	20,401	2,066

Graph 13. Sales of new Motorcycles (August 2017)



Graph 14. Sales of new Motorcycles (January - August 2017)



EXPLANATORY NOTES

Survey on the issuing of new road motor vehicle circulation licenses	The survey on the issuing of new motor vehicle circulation licenses is a census survey. The released data give information, at country level, on the brand and type of the motor vehicle, as well as whether it is new or used. The survey does not include vehicles that move on rails, trolley busses, agricultural tractors and machinery. In addition, the following are excluded: all motor vehicles of the Armed Forces, Police, Fire Brigade, State Services, Diplomatic Corps, Foreign Missions, and Invalids of Wars, as well as motorcycles with a cylinder capacity less than 50 cc.
Legal basis	Law 3832/2010
Reference Period	August 2017
Coverage	The production of monthly data is based on the registers held by the Ministry of Infrastructure, Transport and Networks, which records all the monthly changes observed in the vehicle registration licenses at country level.
Definitions	<p>Road motor vehicle is any vehicle that, irrespective of the number of wheels, is moved by an engine and is designed to transport persons or cargo or both of them, either they are on the same single vehicle or on a trailer carried by the main motor vehicle.</p> <p>New road motor vehicle is any motor vehicle that is registered for the first time in Greece during the reference month and has not been put into circulation in any other country.</p> <p>Used motor vehicle is any motor vehicle that is registered for the first time in Greece and has been imported as a used one from abroad</p> <p>Passenger motor vehicle: it is a motor vehicle designed to carry mostly people, having no more than 9 seats, including the driver's seat.</p> <p>Bus: it is a motor vehicle, which is designed to carry mostly people, having more than 10 seats, including the driver's seat. (In the corresponding tables of this Press Release, this category also includes articulated buses.)</p> <p>Lorry: it is motor vehicle designed to carry mostly cargo. (In the corresponding tables of this Press Release, this category also includes tractors, tow trucks, articulated tractors, and trucks with trailers).</p> <p>Motorcycle: any two-wheeled motor vehicle, with or without sidecar, with maximum authorized design speed over 45 km/h, or in case it is powered by a combustion engine, with a cylinder capacity of 50 cc or over (In the corresponding tables of this Press Release, this category also includes the three-wheeled motor vehicles – motor tricycles).</p> <p>Tricycle motor vehicle: it is a motor vehicle with three symmetrical wheels with maximum authorized design speed over 45 km/h, or in case it is powered by a combustion engine, with a cylinder capacity over the 50 cc. This category also includes four-wheel vehicles, except the light four-wheel motorcycles, whose empty vehicle tare (excluding the weight of the fuel or mixture of fuel-oil or the weight of the batteries for electric cars) is up to 400 kg in the case the vehicle is designed for passenger use or up to 550 kg in case the vehicle is designed to carry cargo and whose engine is up to 15KW.</p>
Methodology	Exhaustive Survey. The primary data derive from the Ministry of Infrastructure, Transport and Networks and are based on the issuing of new circulation licenses as they are registered by the Regional Offices for Transport and Communications.
References	More information (graphs, tables) concerning the survey on the issuing of new motor vehicle circulation licenses are available on the webpage of ELSTAT, www.statistics.gr , under the link http://www.statistics.gr/en/statistics/-/publication/SME24/-