



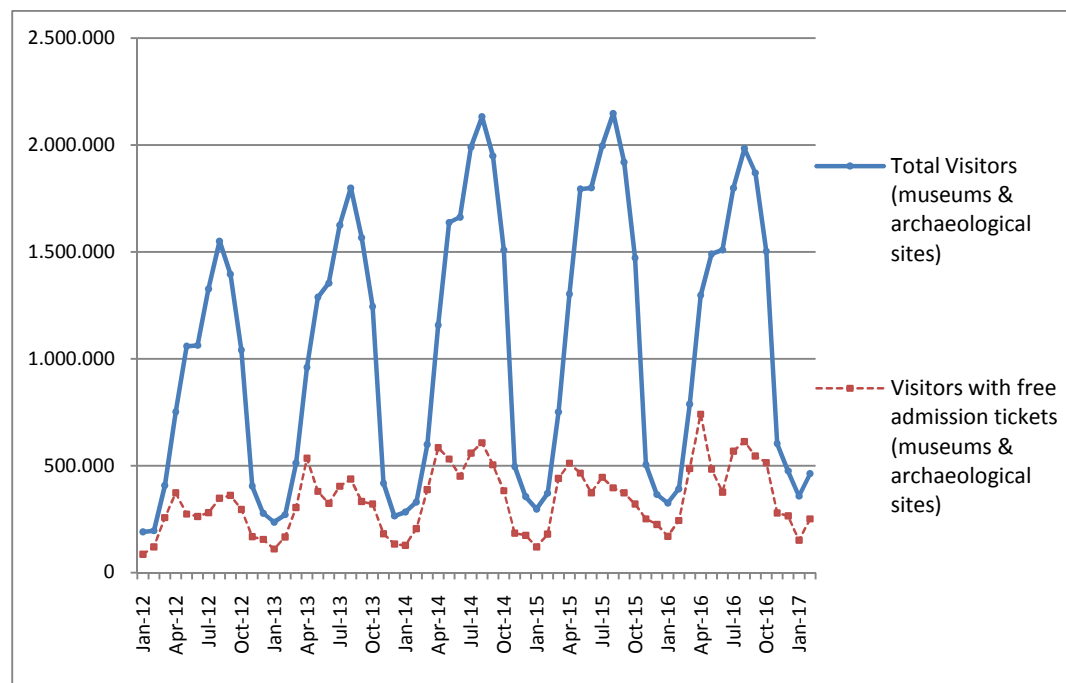
## PRESS RELEASE

### SURVEY ON MUSEUMS AND ARCHAEOLOGICAL SITES ATTENDANCE FEBRUARY 2017

The Hellenic Statistical Authority (ELSTAT) announces the results of the *Survey on Museums and Archaeological Sites Attendance* for February 2017, More specifically:

- In February 2017 compared with the corresponding month of 2016, Museums experienced a 28.9% increase in the number of visitors and a 13.6% decrease in the number of free admission visitors as well as a 42.2% increase in their receipts (Table 1),
- In February 2017 compared with the corresponding month of 2016, the number of visitors at Archaeological sites recorded an increase of 9.2%, while a decrease of 6.5% was observed in the number of free admission visitors and a 31.6% increase in the corresponding receipts (Table 1),
- During the two-month period from January to February 2017, an increase of 17.8% was observed in the number of visitors of Museums, while an increase of 2.9% was recorded in the number of free admission visitors and a 29.2% increase in the relevant receipts, in comparison with the corresponding period of 2016 (Table 2),
- As regards Archaeological sites, during the two-month period from January to February 2017, an increase of 11.5% was recorded in the number of visitors, while a 8.0% decrease was observed in the number of free admission visitors and a 40.6% increase in the relevant receipts, in comparison with the corresponding period of 2016 (Table 2),

**Graph 1: Visitors of Museums and Archaeological sites (Jan 2012 – Feb 2017)**



**Information:**

Social Statistics Division

Section of Culture and Sports statistics,

Argyro Pateraki (Tel: +30 213 1352129, e-mail: [ar.pateraki@statistics.gr](mailto:ar.pateraki@statistics.gr))

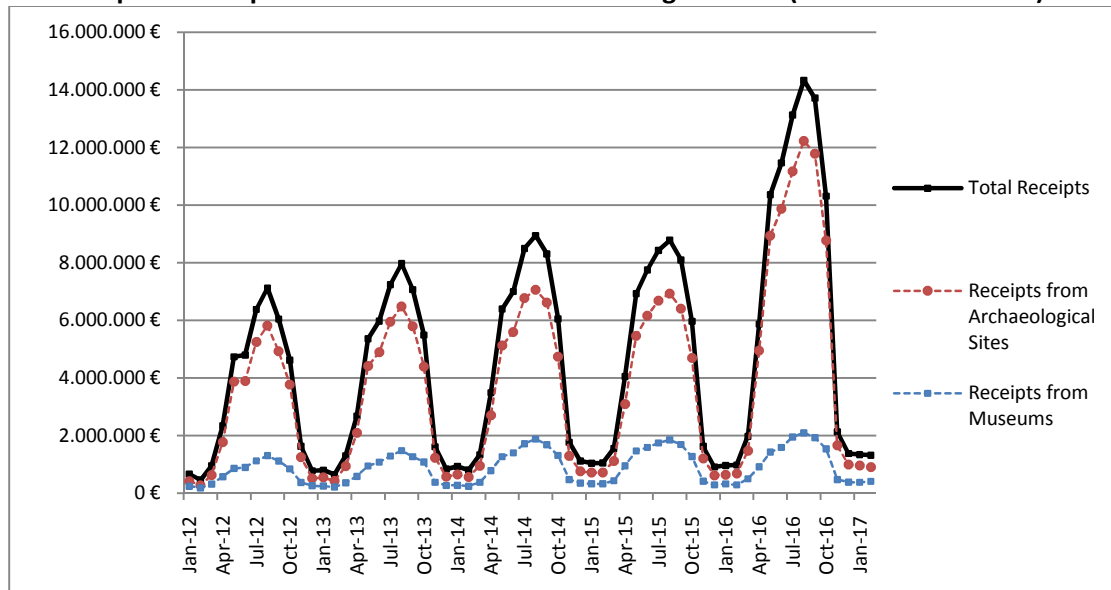
**TABLE 1: VISITORS OF MUSEUMS AND ARCHAEOLOGICAL SITES - TOTAL RECEIPTS  
(FEBRUARY 2016 & FEBRUARY 2017)**

<b>I. VISITORS</b>			
Museums and Archaeological sites	2016	2017	Change 2017/2016
<b>Total number of visitors (A+B)</b>	<b>392,040</b>	<b>463,118</b>	<b>18.1%</b>
<b>A. Museums (C+E)</b>	<b>177,469</b>	<b>228,811</b>	<b>28.9%</b>
Acropolis Museum	67,805	70,682	4.2%
National Archaeological	18,597	27,577	48.3%
Ancient Olympia	3,807	3,129	-17.8%
Palace of the Grand Master (Rhodes)	2,063	2,104	2.0%
Herakleion Archaeological (Crete)	4,226	3,032	-28.3%
White Tower	7,689	16,772	118.1%
Delphi	6,364	6,392	0.4%
Other museums	66,918	99,123	48.1%
<b>B. Archaeological Sites (D+F)</b>	<b>214,571</b>	<b>234,307</b>	<b>9.2%</b>
Epidavros <sup>(1)</sup>	7,755	8,207	5.8%
The Acropolis of Mycenae & Atreus' Treasure	8,111	9,282	14.4%
The Acropolis of Athens	67,578	62,831	-7.0%
Sounio	10,192	10,168	-0.2%
The Acropolis of Lindos	1,023	727	-28.9%
Royal Tombs of Vergina	8,907	8,141	-8.6%
Ancient Olympia	6,844	5,274	-22.9%
Knossos (Crete)	4,981	3,438	-31.0%
Phaistos (Crete)	307	390	27.0%
Ancient Korinthos <sup>(1)</sup>	3,579	3,727	4.1%
Mystras <sup>(1)</sup>	1,967	1,756	-10.7%
Delphi	9,977	10,717	7.4%
Other archaeological sites	83,350	109,649	31.6%
<b>II. VISITORS WHO PAID TICKET</b>			
	2016	2017	Change 2017/2016
<b>Total number of visitors who paid ticket (C+D)</b>	<b>147,913</b>	<b>211,505</b>	<b>43.0%</b>
C. Museums	61,171	96,713	58.1%
D. Archaeological sites	86,742	114,792	32.3%
<b>III. VISITORS WITH FREE ADMISSION TICKETS</b>			
	2016	2017	Change 2017/2016
<b>Total number of visitors with free admission ticket (E+F)</b>	<b>244,127</b>	<b>251,613</b>	<b>3.1%</b>
E. Museums	116,298	132,098	13.6%
F. Archaeological sites	127,829	119,515	-6.5%
<b>IV. RECEIPTS (euros)</b>			
	2016	2017	Change 2017/2016
<b>Total Receipts (G+H)</b>	<b>981,293.00</b>	<b>1,322,672.00</b>	<b>34.8%</b>
G. Museums	292,153.00	415,450.00	42.2%
H. Archaeological sites	689,140.00	907,222.00	31.6%

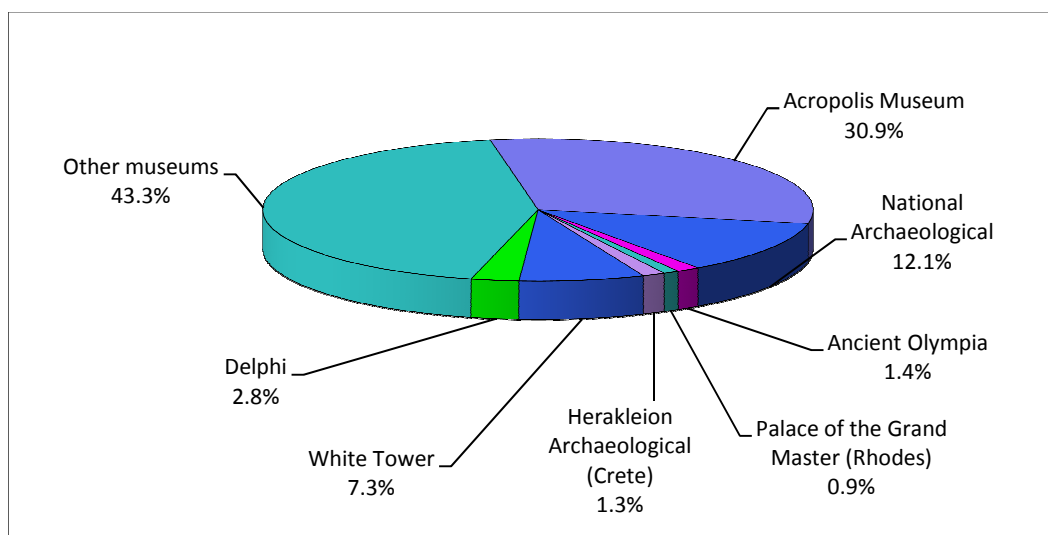
<sup>(1)</sup> Flat rate ticket, valid both for the museum and the archaeological site,

The following graphs depict the evolution of the receipts (Graph 2), as well as the number of visitors by Museum and Archaeological Site (Graphs 3 and 4, respectively),

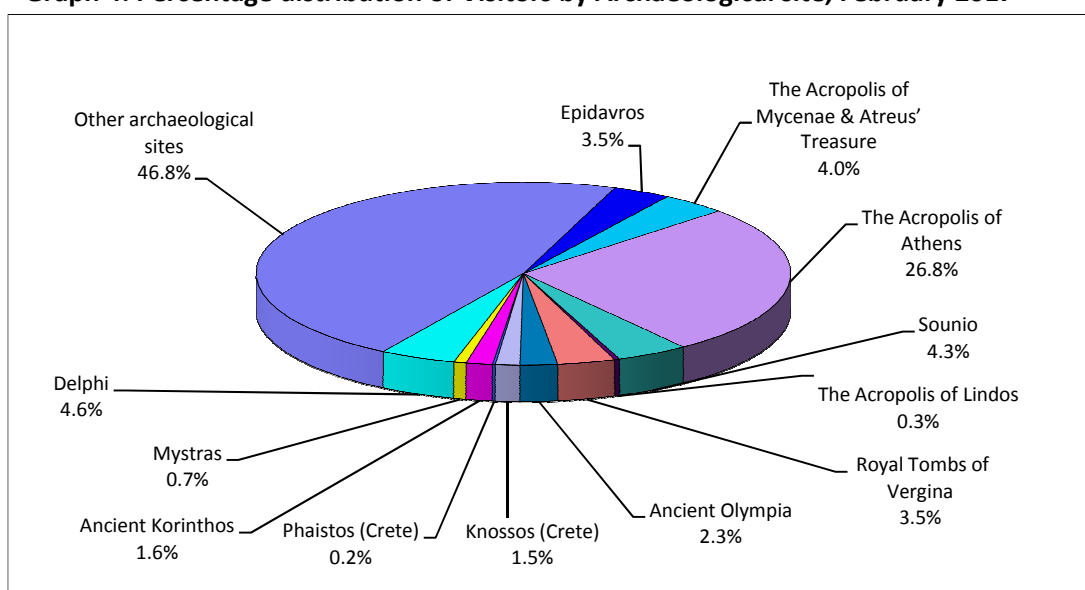
**Graph 2: Receipts from Museums and Archaeological Sites (Jan 2012 - Feb 2017)**



**Graph 3: Percentage distribution of Visitors by Museum, February 2017**



**Graph 4: Percentage distribution of Visitors by Archaeological site, February 2017**



**TABLE 2: VISITORS OF MUSEUMS AND ARCHAEOLOGICAL SITES - TOTAL RECEIPTS  
(2015, 2016 AND JANUARY-FEBRUARY 2016 & 2017)**

<b>I. VISITORS</b>					
Museums and Archaeological sites	2015	2016	JANUARY-FEBRUARY		change
			2016	2017	2017/2016
<b>Total number of visitors (A+B)</b>	<b>14,725,895</b>	<b>14,040,961</b>	<b>717,358</b>	<b>821,207</b>	<b>14.5%</b>
<b>A. Museums (C+E)</b>	<b>4,405,842</b>	<b>4,476,288</b>	<b>335,388</b>	<b>395,178</b>	<b>17.8%</b>
Acropolis Museum	1,510,615	1,406,096	128,634	129,860	1.0%
National Archaeological	476,754	447,093	34,626	49,698	43.5%
Ancient Olympia	135,972	124,136	5,550	4,536	-18.3%
Palace of the Grand Master (Rhodes)	251,091	237,361	3,378	3,597	6.5%
Herakleion Archaeological (Crete)	201,657	355,237	6,898	4,891	-29.1%
White Tower	273,659	290,192	35,228	31,459	-10.7%
Delphi	205,369	166,091	12,311	12,558	2.0%
Other museums	1,350,725	1,450,082	108,763	158,579	45.8%
<b>B. Archaeological Sites (D+F)</b>	<b>10,320,053</b>	<b>9,564,673</b>	<b>381,970</b>	<b>426,029</b>	<b>11.5%</b>
Epidavros <sup>(1)</sup>	443,565	375,437	14,326	15,046	5.0%
The Acropolis of Mycenae & Atreus' Treasure	402,565	342,854	14,382	16,144	12.3%
The Acropolis of Athens	2,043,868	1,807,580	119,008	114,082	-4.1%
Sounio	236,285	222,800	17,499	17,722	1.3%
The Acropolis of Lindos	580,875	421,070	1,722	1,183	-31.3%
Royal Tombs of Vergina	211,132	186,627	13,679	12,020	-12.1%
Ancient Olympia	439,836	423,424	10,264	9,191	-10.5%
Knossos (Crete)	632,288	611,455	8,645	6,466	-25.2%
Phaistos (Crete)	94,689	77,071	717	754	5.2%
Ancient Korinthos <sup>(1)</sup>	141,490	153,307	6,741	7,211	7.0%
Mystras <sup>(1)</sup>	117,010	114,293	3,858	3,267	-15.3%
Delphi	319,754	290,705	17,712	18,667	5.4%
Other archaeological sites	4,656,696	4,538,050	153,417	204,276	33.2%
<b>II. VISITORS WHO PAID TICKET</b>					
	2015	2016	JANUARY-FEBRUARY		change
			2016	2017	2017/2016
<b>Total number of visitors who paid ticket (C+D)</b>	<b>10,544,249</b>	<b>8,749,957</b>	<b>303,224</b>	<b>417,864</b>	<b>37.8%</b>
C. Museums	2,867,641	2,406,665	130,988	184,883	41.1%
D. Archaeological sites	7,676,608	6,343,292	172,236	232,981	35.3%
<b>III. VISITORS WITH FREE ADMISSION TICKETS</b>					
	2015	2016	JANUARY-FEBRUARY		change
			2016	2017	2017/2016
<b>Total number of visitors with free admission ticket (E+F)</b>	<b>4,181,646</b>	<b>5,291,004</b>	<b>414,134</b>	<b>403,343</b>	<b>-2.6%</b>
E. Museums	1,538,201	2,069,623	204,400	210,295	2.9%
F. Archaeological sites	2,643,445	3,221,381	209,734	193,048	-8.0%
<b>IV. RECEIPTS (euros)</b>					
	2015	2016	JANUARY-FEBRUARY		change
			2016	2017	2017/2016
<b>Total Receipts (G+H)</b>	<b>56,224,962.00</b>	<b>86,647,638.00</b>	<b>1,946,721.00</b>	<b>2,666,509.00</b>	<b>37.0%</b>
G. Museums	12,385,213.00	13,448,464.00	616,909.00	797,126.00	29.2%
H. Archaeological sites	43,839,749.00	73,199,174.00	1,329,812.00	1,869,383.00	40.6%

<sup>(1)</sup> Flat rate ticket, valid both for the museum and the archaeological site,

## EXPLANATORY NOTES

<b>Survey on Museums and Archaeological Sites Attendance</b>	The Survey on Museums and Archaeological Sites Attendance has been producing results since 1970, The survey collects data from the Archaeological Receipts Fund (ARF) of the Ministry of Culture and Sports concerning the number of visitors and the receipts from the tickets sold in the Museums and Archaeological sites of the country. The corresponding data for the Acropolis Museum are available from December 2009 onwards.
<b>Legal Framework</b>	The survey is conducted since 1970 on a regular basis and it produces results on a monthly and yearly basis, in compliance with the Joint Ministerial Decision 15189/B379/73.
<b>Reference Period</b>	01/02/2017 to 28/02/2017.
<b>Methodology and Definitions</b>	The Survey is conducted on a monthly basis from data collected from the Archaeological Receipts Fund (ARF) of the Ministry of Culture and Sports concerning on the number of visitors and the receipts from the tickets sold in the Museums and Archaeological sites of the country, ELSTAT tabulates the data on Museums and the Archaeological sites for the whole of the Country, by month and by year.

### Information on ticket payment

- From January 2002 onwards, the number of Museums' visitors includes both the visitors who have bought a ticket and the visitors with free admission ticket, From 16-06-1996 onwards, the Museums and the Archaeological sites all over Greece have a paid admission for all the visitors, Greeks and foreigners, all over the year, except in the following days, which are free admission days:
- National Holidays (25th of March and 28th of October)
- The first Sunday every month during the five month period from 1 November to 31 March
- The 6th of March (in memory of Melina Merkouri)
- The 18th of April (International Monuments Day)
- The 18th of May (International Museums Day)
- The 5th of June (International Environment Day)
- The last weekend of September, annually (European Heritage Days)

### Free admission tickets

The admission to Museums and Archaeological site is free for:

- Young people from EU-countries aged under 18 years, with current identification card to confirm their age,
- Students of Universities and of Higher and Technical Education Institutions or equivalent institutions of EU-countries, as well as of Tour Guide Training Institutes, with valid student identification card or International Student Identity Card (ISIC)
- Employees of the Hellenic Ministry of Culture, with valid professional identity card
- ICOM and ICOMOS cardholders
- Tour Guides with their current working identification card from the Ministry of Development
- Teachers accompanying pupils and students on primary, secondary and tertiary education institution tours
- Journalists with valid journalists' identification card
- Members of Associations and Societies of Friends of Museums and Archaeological Sites
- Official guests of the Greek Government, after relevant approval
- Escorts of blind persons and persons with disabilities
- Free admission cardholders
- Holders of the Culture Card

### Number of flat rate tickets

From April 1999 onwards, in some museums and the nearby archaeological sites, in addition to the ordinary ticket, a new "flat rate ticket" was established, which is valid for both the museum and the nearby archaeological site, The total number of these flat rate tickets for **February 2017** was **6,798**.

<b>References</b>	More information on the Survey on Museums and Archaeological Sites Attendance and detailed time series are available on: <a href="http://www.statistics.gr/en/statistics/-/publication/SCI21/">http://www.statistics.gr/en/statistics/-/publication/SCI21/</a>
-------------------	--