



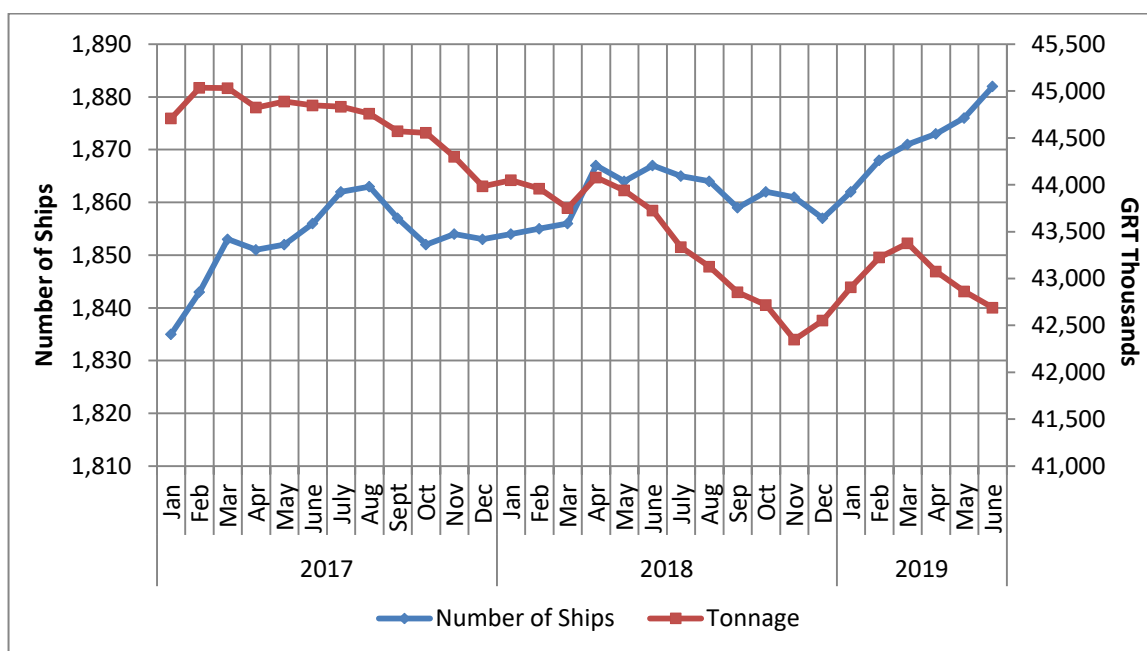
PRESS RELEASE

GREEK MERCHANT FLEET: June 2019 (Provisional data)

The Hellenic Statistical Authority (ELSTAT) announces data on the Greek Merchant Fleet (for vessels of 100 GRT¹) for June 2019. Particularly:

- The Greek Merchant Fleet increased by 1.0% in June 2019 compared with June 2018. An increase of 0.4% was also recorded in June 2018 compared with June 2017 (Table 1).
- The gross tonnage of the Greek Merchant Fleet, for vessels of 100 GRT and over, recorded a decrease of 2.4% in June 2019 compared with June 2018. A decrease of 2.5% was also recorded in June 2018 compared with June 2017 (Table 1).

Graph 1: Greek Merchant ships of 100 GRT and over: January 2017 – June 2019



Information:

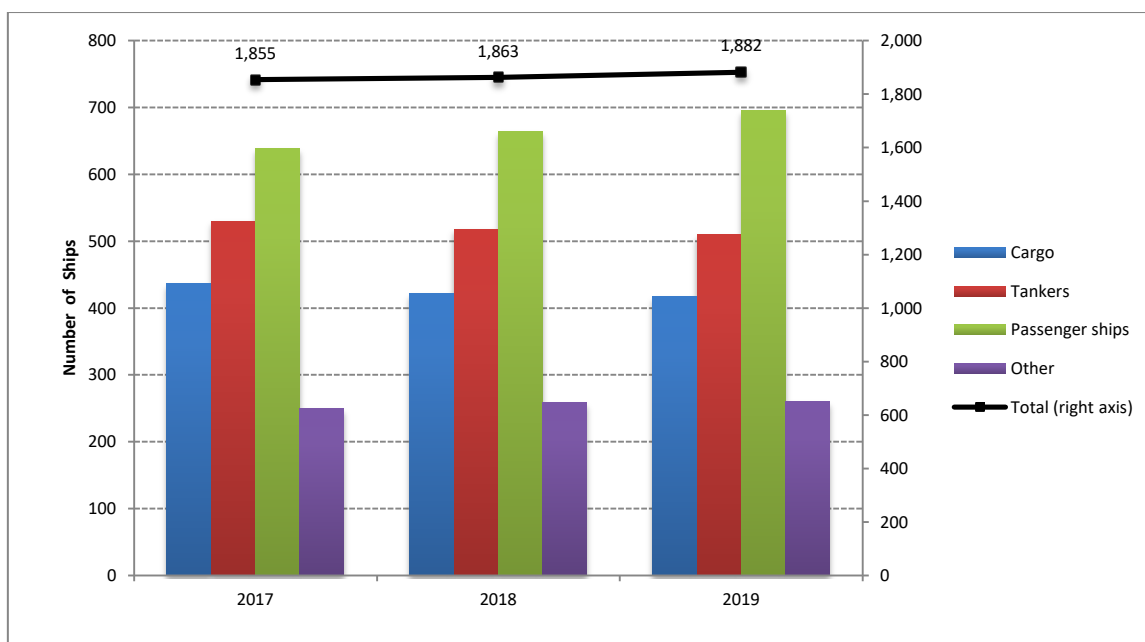
Division of Sectoral Statistics
Section of Transport Statistics
Pota Tzortzi
Tel : +30 213 135 2187
Fax: +30 213 135 2398
E mail: p.tzortzi@statistics.gr

¹ GRT: Gross Tonnage

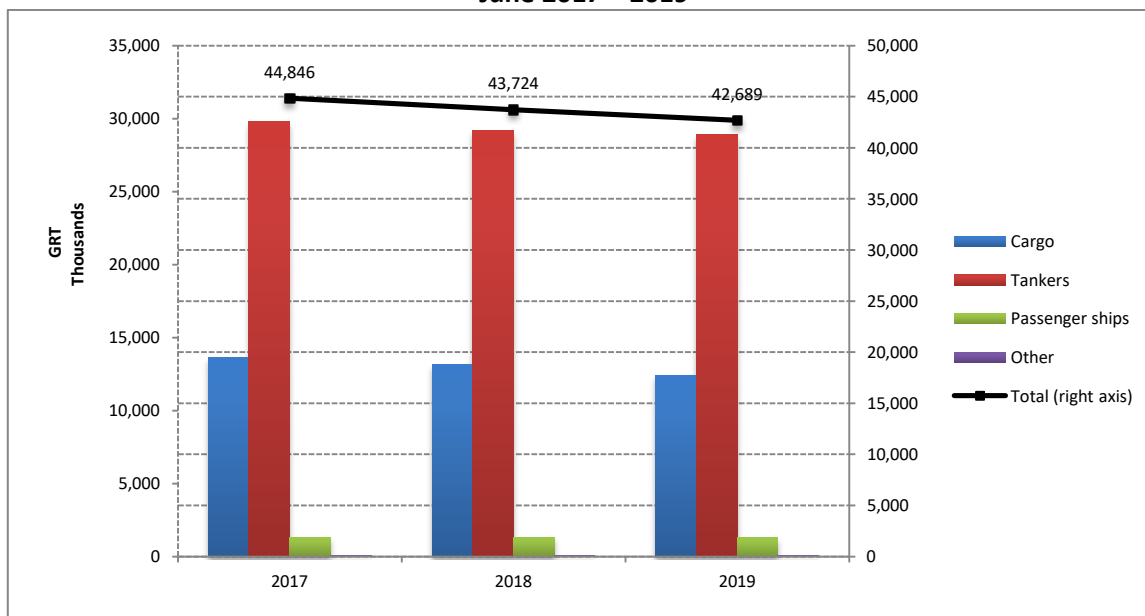
**Table 1. Number and tonnage of Greek Merchant ships of 100 GRT and over, by types of ships.
June 2017 – 2019**

June										
Types of ships	2017		2018		Change % 2018/2017		2019		Change % 2019/2018	
	Number of Ships	Tonnage (GRT)	Number of Ships	Tonnage (GRT)	Number of Ships	Tonnage (GRT)	Number of Ships	Tonnage (GRT)	Number of Ships	Tonnage (GRT)
Cargo	437	13,619,885	422	13,134,709	-3.4%	-3.6%	417	12,372,621	-1.2%	-5.8%
Tankers	530	29,799,860	518	29,172,828	-2.3%	-2.1%	510	28,926,337	-1.5%	-0.8%
Passenger ships	639	1,339,486	664	1,325,251	3.9%	-1.1%	695	1,299,943	4.7%	-1.9%
Other	249	87,003	259	91,552	4.0%	5.2%	260	90,444	0.4%	-1.2%
Total:	1,855	44,846,234	1,863	43,724,340	0.4%	-2.5%	1,882	42,689,345	1.0%	-2.4%

**Graph 2a: Number of Greek Merchant ships of 100 GRT and over, by types of ships.
June 2017 – 2019**



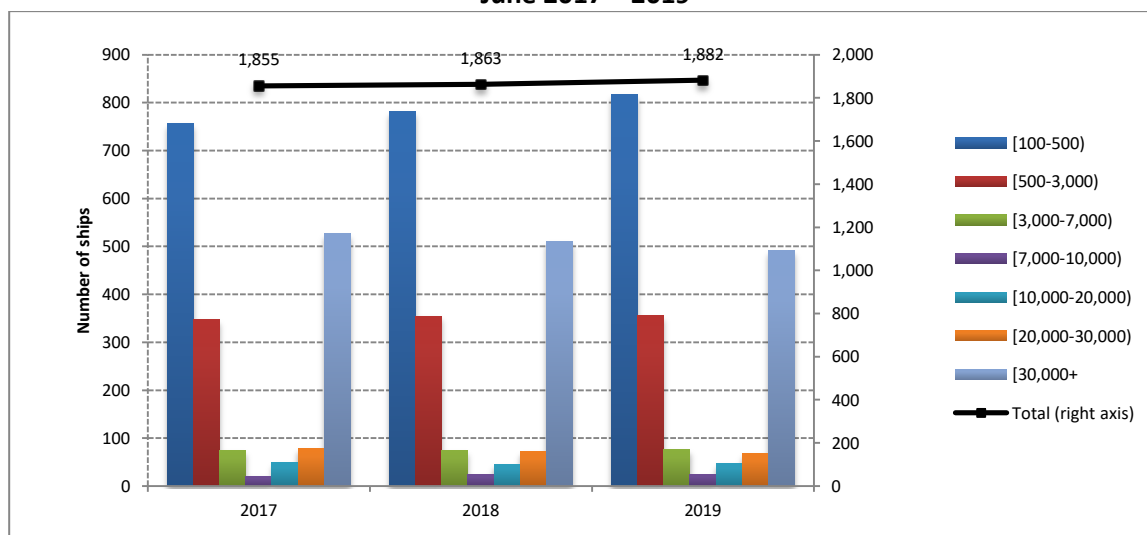
**Graph 2b: Tonnage of Greek Merchant Ships of 100 GRT and over, by types of ships.
June 2017 – 2019**



**Table 2. Distribution of the Greek Merchant ships of 100 GRT and over, by tonnage groups.
June 2017 – 2019**

June										
Tonnage Groups	2017		2018		Change % 2018/2017		2019		Change % 2019/2018	
	Number of Ships	Tonnage (GRT)	Number of Ships	Tonnage (GRT)	Number of Ships	Tonnage (GRT)	Number of Ships	Tonnage (GRT)	Number of Ships	Tonnage (GRT)
[100-500)	757	191,775	781	195,063	3.2%	1.7%	817	202,914	4.6%	4.0%
[500-3.000)	348	430,742	355	436,388	2.0%	1.3%	356	440,461	0.3%	0.9%
[3.000-7.000)	74	325,661	74	329,814	0.0%	1.3%	77	341,053	4.1%	3.4%
[7.000-10.000)	21	178,711	24	204,176	14.3%	14.2%	25	211,833	4.2%	3.8%
[10.000-20.000)	49	725,149	46	674,985	-6.1%	-6.9%	48	707,015	4.3%	4.7%
[20.000-30.000)	79	2,103,072	73	1,930,999	-7.6%	-8.2%	68	1,795,562	-6.8%	-7.0%
[30.000+	527	40,891,124	510	39,952,915	-3.2%	-2.3%	491	38,990,507	-3.7%	-2.4%
Total:	1,855	44,846,234	1,863	43,724,340	0.4%	-2.5%	1,882	42,689,345	1.0%	-2.4%

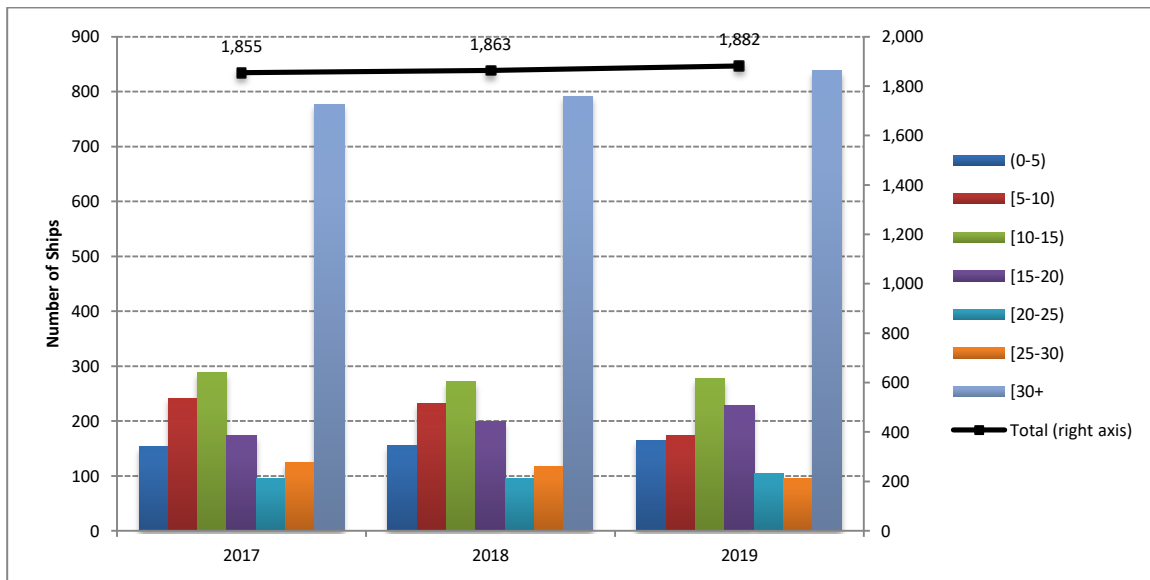
**Graph 3: Distribution of Greek Merchant ships of 100 GRT and over, by tonnage groups.
June 2017 – 2019**



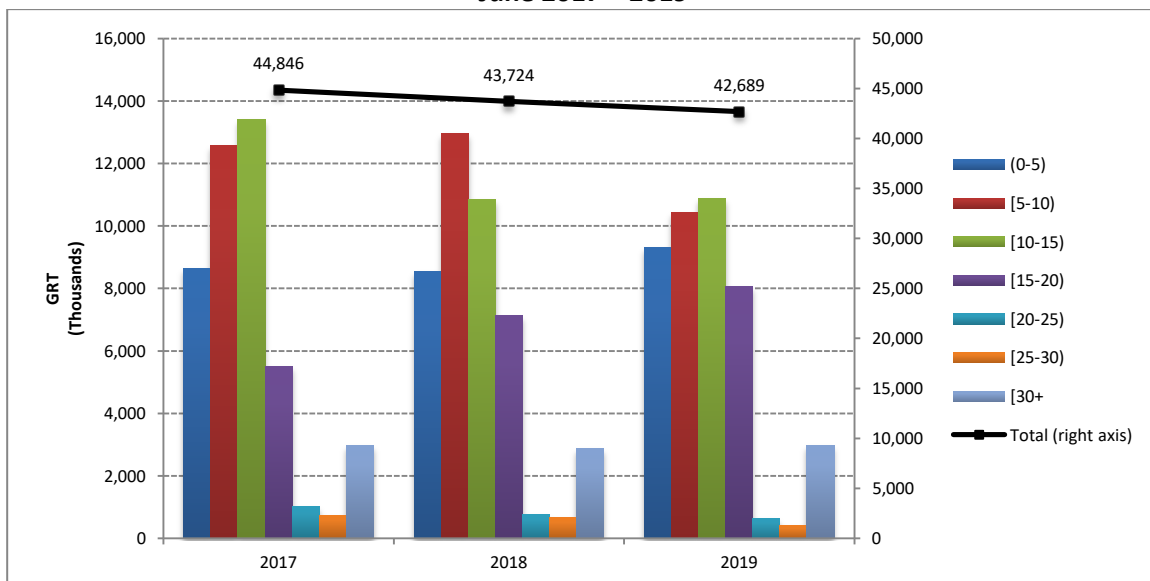
**Table 3. Distribution of Greek Merchant ships of 100 GRT and over, by age groups.
June 2017 – 2019**

Age Groups	2017		2018		Change % 2018/2017		2019		Change % 2019/2018	
	Number of Ships	Tonnage (GRT)	Number of Ships	Tonnage (GRT)	Number of Ships	Tonnage (GRT)	Number of Ships	Tonnage (GRT)	Number of Ships	Tonnage (GRT)
(0-5)	154	8,633,847	155	8,543,439	0.6%	-1.0%	165	9,301,331	6.5%	8.9%
[5-10)	242	12,574,419	232	12,943,959	-4.1%	2.9%	173	10,426,823	-25.4%	-19.4%
[10-15)	288	13,405,655	272	10,833,313	-5.6%	-19.2%	277	10,885,657	1.8%	0.5%
[15-20)	174	5,507,007	199	7,127,843	14.4%	29.4%	228	8,051,253	14.6%	13.0%
[20-25)	96	1,005,007	95	752,467	-1.0%	-25.1%	105	632,849	10.5%	-15.9%
[25-30)	125	739,645	118	657,201	-5.6%	-11.1%	96	425,640	-18.6%	-35.2%
[30+)	776	2,980,654	792	2,866,118	2.1%	-3.8%	838	2,965,792	5.8%	3.5%
Total:	1,855	44,846,234	1,863	43,724,340	0.4%	-2.5%	1,882	42,689,345	1.0%	-2.4%

**Graph 4a: Distribution of Greek Merchant ships 100 GRT and over, by age groups.
June 2017 – 2019**



**Graph 4b: Tonnage of Greek Merchant ships of 100 GRT and over, by age groups.
June 2017 – 2019**



METHODOLOGICAL NOTES

Greek Merchant Fleet Survey	The Survey on the Greek Merchant Fleet is conducted on a monthly basis since 1964 without any major methodological changes ever since. The purpose of the survey is to fully record statistical data on the number and basic characteristics of the Greek merchant ships, thus depicting the evolution over the course of time of the Greek merchant fleet.
Legal Framework	The survey is conducted in compliance with the joint Ministerial Decision (No 6792/G-81/11-4-97), signed by the Minister of National Economy and the Minister of Mercantile Marine.
Reference Period	The results of the survey refer to the end of June 2019.
Coverage	The survey covers all domestic Port Authorities, as well as Greek Consular Port Authorities abroad, which keep ship registers. These Authorities have to send a report on a monthly basis to the Hellenic Statistical Authority (ELSTAT), pertaining to the changes in the Greek merchant ships registered in their ship registers.
Definitions	<p>Merchant ship: Seagoing self-propelled vessel, at least of 10 GRT, designed for the carriage of goods, transport of passengers, for fishing, towing or specially fitted out for other commercial maritime activities.</p> <p>Greek merchant fleet: The total number of the merchant ships registered in Greece, which belong to natural or legal persons residing on the Greek territory. The Greek flag carried by these ships means that all their maritime activities (subsidies for ship building, cargo limitations and other tax provisions) are governed by commercial and economic rules which are laid down by the respective Greek authorities.</p> <p>Gross Register Tonnage (GRT): Refers to the spaces within the hull and of the enclosed spaces above the deck which are available for carrying goods, food, passengers and crew. GRT is equal to the volume of 100 cubic feet or 2.83 m³.</p> <p>Net Register Tonnage (NRT): It is derived from the gross tonnage by deducting allowances in respect of spaces used for the crew, navigating and propelling machinery, fuel and water ballasts, and other spaces not used for passengers or cargo.</p> <p>Age of ship: indicated by the year of original construction of the hull or that of the hull containing the engine room.</p>
Methodology	<p>It is an exhaustive survey conducted by all domestic Port Authorities and Greek Consular Port Authorities abroad, which report to ELSTAT, on a monthly basis, on changes in the ships pertaining to: a) new registrations of ships in the ship registers, b) change in the name of a ship, c) change of ownership, d) transfers to or from a different port, e) deletion of a ship from a ship's register, f) final measurement – remeasurement of ships, g) replacement of the ship's engine.</p> <p>All these data, after being fully processed, are used to update, through a specially designed software application, the Official Register of Greek Merchant Ships. This Register is used for the production of monthly and annual statistical results.</p>
References	Further information (tables, charts) concerning the Survey on the Greek Merchant Fleet can be found on the webpage of ELSTAT (www.statistics.gr), under the link: << Industry, Trade, Services, Transport > Transport >Shipping > Greek Merchant Fleet of 100 GRT and over>>