

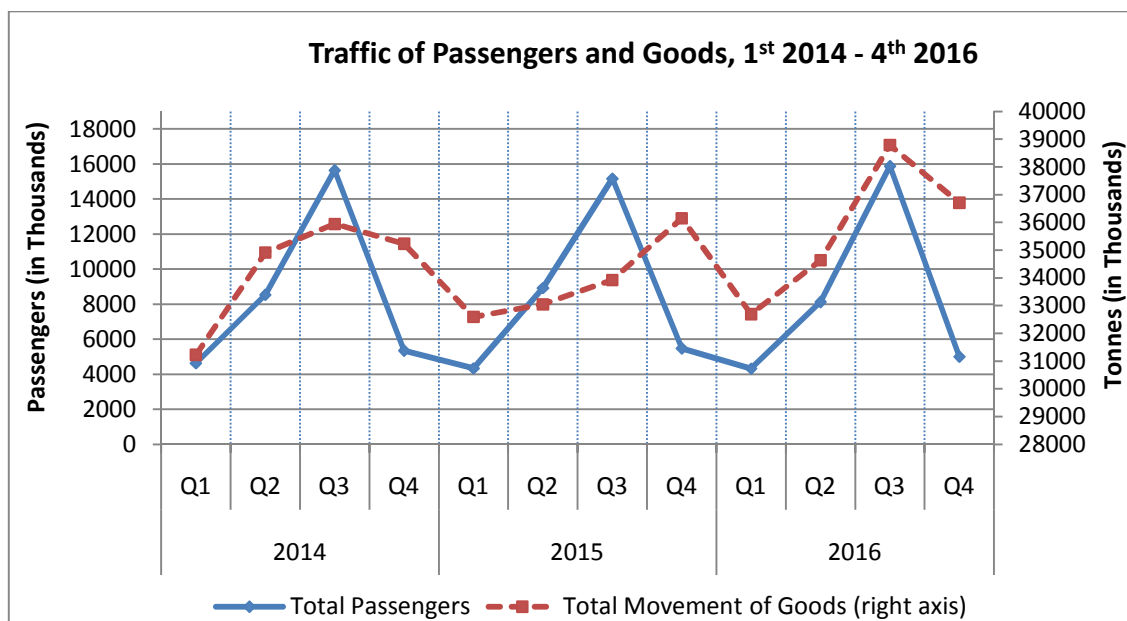


PRESS RELEASE

TRAFFIC OF PASSENGERS, GOODS AND MOBILE UNITS IN GREEK PORTS: 4TH QUARTER 2016 (Provisional data)

The Hellenic Statistical Authority (ELSTAT) announces data on traffic of passengers, goods and mobile units in the Greek ports for the 4th Quarter 2016. Particularly:

- The total passenger traffic in Greek ports in the 4th quarter 2016 recorded a decrease of 8.7% compared with the 4th quarter 2015. In the corresponding quarter of 2015 compared with 2014 the total passenger traffic increased by 2.5% (Table 1).
- The total movements of goods in Greek ports in the 4th quarter 2016 increased by 1.5% compared with the 4th quarter 2015. The corresponding period of 2015-2014, the total movements of goods also increased by 2.6% (Table 2).
- The total traffic of mobile units in Greek ports in the 4th quarter 2016 decreased by 3.3% compared with the 4th quarter 2015. The corresponding period of 2015-2014, the total traffic of mobile units decreased by 1.6% (Table 3).



Information

Division of Statistics on Trade and Services
Section of Shipping Statistics
Papandreou Konstantinos
Tel : 213 135 2187
Fax: 213 135 3059
Email: k.papandreou@statistics.gr

Table 1. Domestic and international passenger traffic in Greek ports: 4th Quarter 2014 - 2016

4 th Quarter					
	2014	2015	Change % 2015/2014	2016	Change % 2016/2015
Domestic passengers (Disembarked / embarked)	5,047,124	5,260,426	4.2%	4,789,626	-8.9%
International passengers	297,000	218,647	-26.4%	214,700	-1.8%
Disembarked	145,379	104,440	-28.2%	104,293	-0.1%
Embarked	151,621	114,207	-24.7%	110,407	-3.3%
Total:	5,344,124	5,479,073	2.5%	5,004,326	-8.7%

Graph 1. Domestic and international passenger traffic in Greek ports: 4th Quarter 2014 - 2016

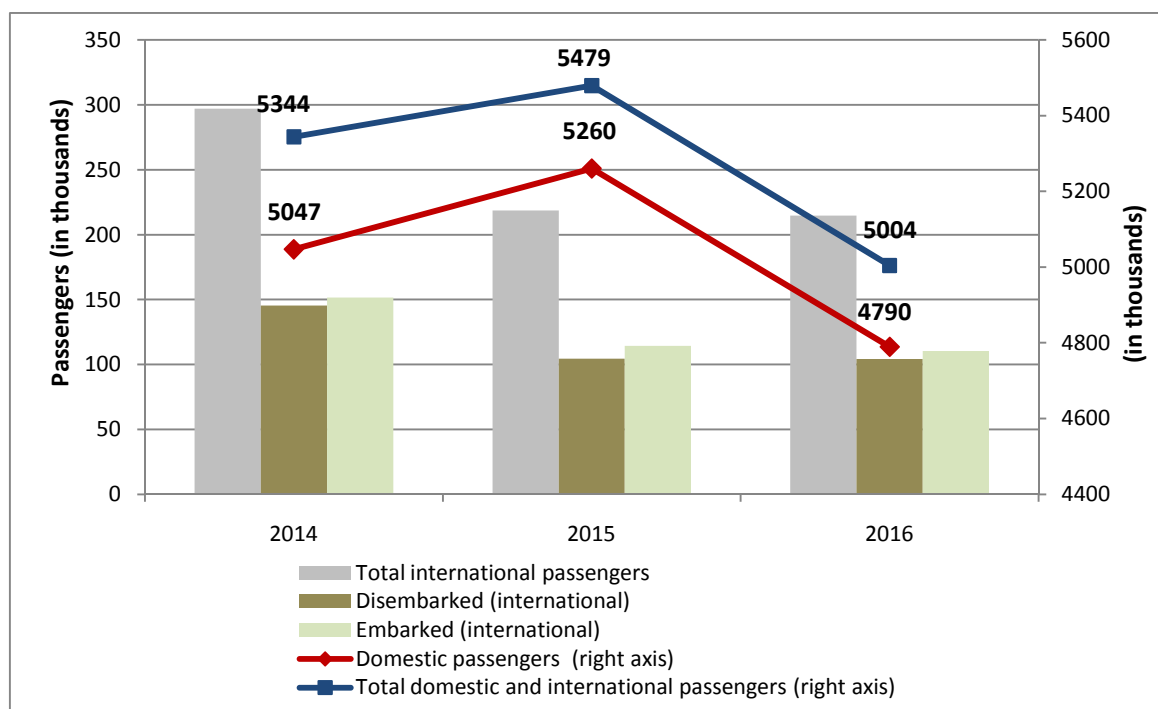


Table 2. Domestic and international movements of goods in Greek ports: 4th Quarter 2014 - 2016

4 th Quarter					
(in tons)	2014	2015	Change % 2015/2014	2016	Change % 2016/2015
Domestic goods (Unloaded / loaded)	7,493,760	7,915,847	5.6%	7,465,741	-5.7%
International goods	27,735,822	28,234,681	1.8%	29,240,439	3.6%
Unloaded	15,939,005	16,280,099	2.1%	16,792,579	3.1%
Loaded	11,796,817	11,954,582	1.3%	12,447,860	4.1%
Total:	35,229,582	36,150,528	2.6%	36,706,180	1.5%

Graph 2. Domestic and international movements of goods in Greek ports: 4th Quarter 2014 - 2016

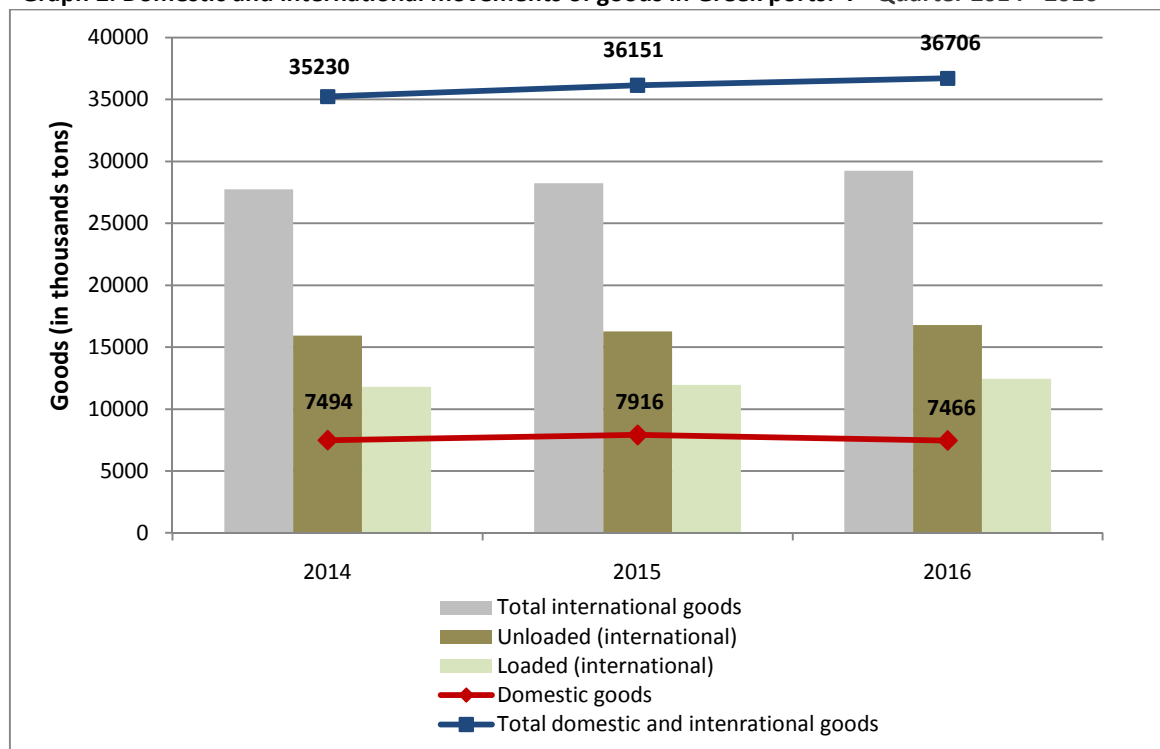
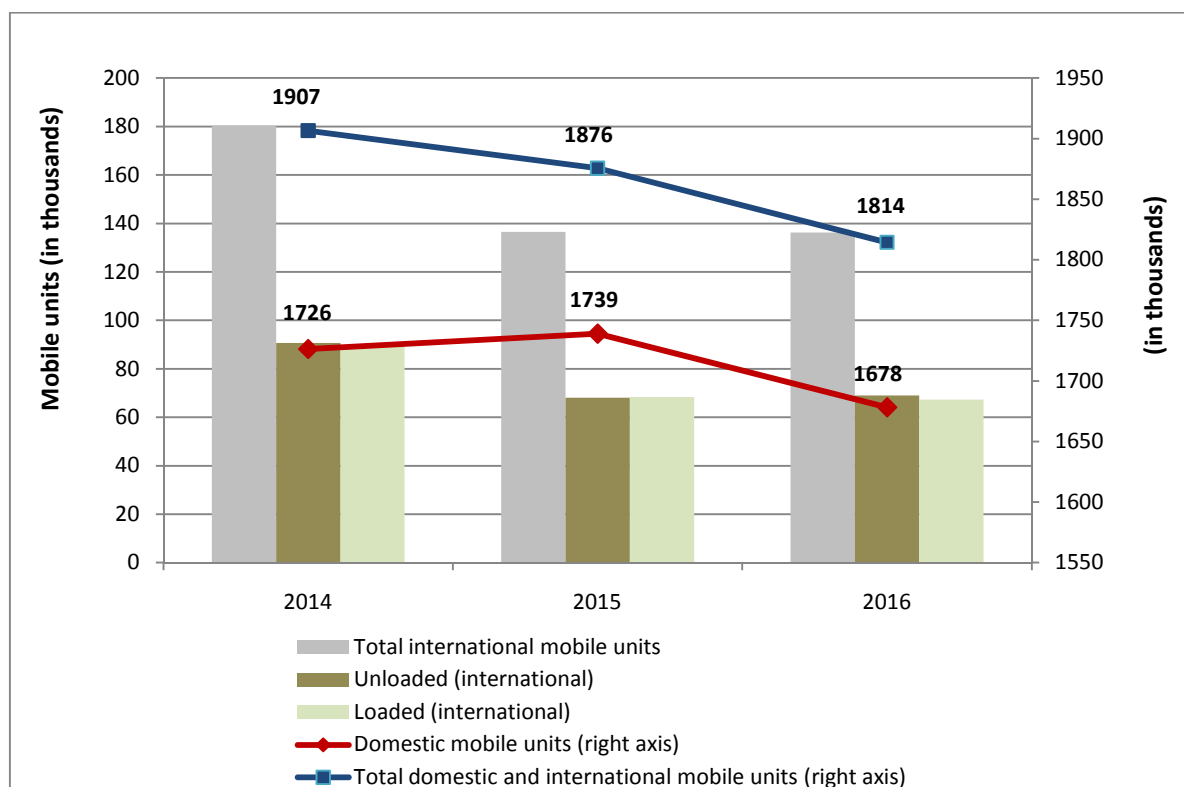


Table 3. Domestic and international traffic of mobile units in Greek ports: 4th Quarter 2014 - 2016

4 th Quarter					
	2014	2015	Change % 2015/2014)	2016	Change % 2016/2015
Domestic mobile units (Unloaded / loaded)	1,726,339	1,739,025	0.7%	1,678,193	-3.5%
International mobile units	180,327	136,516	-24.3%	136,237	-0.2%
Unloaded	90,661	68,134	-24.8%	68,977	1.2%
Loaded	89,666	68,382	-23.7%	67,260	-1.6%
Total:	1,906,666	1,875,541	-1.6%	1,814,430	-3.3%

Graph 3. Domestic and international traffic of mobile units in Greek ports: 4th Quarter 2014 - 2016



METHODOLOGICAL NOTES

Survey on the traffic of passengers goods and mobile units in Greek ports	<p>The survey on traffic of passengers goods and mobile units in Greek ports is conducted on a monthly basis since 1960 and it has been producing quarterly and annual results. This survey is conducted in compliance with EU regulation 2009/42 which provides for the harmonization of statistical returns in respect of carriage of passengers goods by sea in the EU Member States.</p> <p>The purpose of the survey is to collect statistical data on maritime transport and to disseminate these data to all relevant users.</p>
Legal framework	<p>This survey is fully harmonized with EU legislation and more specifically with Council Directive (EC) 2009/42 of the European Parliament.</p>
Reference period	<p>The data of the survey refer to the 4th quarter 2016.</p>
Coverage	<p>The survey covers all merchant vessels of net tonnage 10 GRT and over which carry passengers goods and mobile units by sea to and from domestic and international ports for commercial purposes. Consequently fish-catching vessels, research and survey vessels, dredgers, naval vessels or vessels used solely for non-commercial purposes are not included in the survey.</p>
Definitions	<p>Domestic Passengers: Refers to movement of passengers between Greek ports International passengers: Refers to movement of passengers in Greek ports with embarking or disembarking at foreign ports.</p>
Methodology	<p>The survey is an exhaustive survey which is conducted for all vessels meeting the necessary criteria. The survey is carried out by means of specialized questionnaires which must be filed in by the competent bodies:</p> <ul style="list-style-type: none">a) The domestic Port Authorities which have the responsibility to fill in the questionnaires for the goods transport in cooperation with the maritime transport agent.b) The shipping companies and the financial officers of the ships who have the responsibility to fill in the questionnaires for the passenger traffic.c) Piraeus Port Authority (OLP) and Thessaloniki Port Authority (OLTH) which record the large majority of goods transport data and send these statistical returns to ELSTAT electronically by means of a specially designed software application. <p>ELSTAT after having received all the above mentioned data proceeds to data checks, codification, processing and tabulation of the data.</p> <p>It should be stressed that the survey is conducted in compliance with international classifications and definitions applied for the variables of the relevant survey, which are laid down in Eurostat's manual «Reference Manual on Maritime Transport Statistics Version 3.0 July 2016».</p>
References	<p>More information (tables charts) concerning the survey on maritime transport of passenger, goods and mobile units in the Greek ports by merchant vessels can be found on the web page of ELSTAT (www.statistics.gr) under the link << <i>Industry, Trade, Services, Transport</i> > <i>Transport</i> > <i>Shipping</i> > <i>Passenger and goods transportation</i>>>.</p>