



HELLENIC REPUBLIC
HELLENIC STATISTICAL AUTHORITY

Piraeus, 20 June 2019

PRESS RELEASE

LIVESTOCK SURVEYS (Pigs – Bovine animals - Sheep - Goats): YEAR 2018

The Hellenic Statistical Authority (ELSTAT) announces the results of the Livestock Surveys (Pigs, Bovine animals, Sheep and Goats) for the year 2018.

It should be noted, that for the first time, buffalos are included in the results of the 2018 Bovine animals survey.

According to the livestock surveys results, the changes in the number of animals and the number of holdings, which are observed for the period 2017-2018, are as follows.

The number of bovine animals decreased by 2.5% in 2018 compared with 2017. Specifically, the number of bovine animals amounted to 541,845 in 2018 compared with 555,672 in 2017 (Table 1, Graph 1a).

Accordingly, a decrease of 8.8% is observed in the number of bovine animals-breeding holdings in 2018 compared with 2017. Specifically, the number of bovine-breeding holdings amounted to 13,844 in 2018 compared with 15,183 in 2017 (Table 1, Graph 2a).

The number of pigs decreased by 3.0% in 2018 compared with 2017. Specifically, the number of pigs amounted to 721,390 in 2018 compared with 743,588 in 2017 (Table 1, Graph 1a).

A decrease of 7.4% is observed in the number of pigs-breeding holdings in 2018 compared with 2017. Specifically, the number of pigs-breeding holdings amounted to 16,473 in 2018 compared to 17,789 in 2017 (Table 1, Graph 2a).

The number of sheep decreased by 1.9% in 2018 compared with 2017. Specifically, the number of sheep amounted to 8,429,654 in 2018 compared with 8,592,619 in 2017 (Table 1, Graph 1b).

A decrease of 2.8% is also observed in the number of sheep-breeding holdings in 2018 compared with 2017. Specifically, the number of sheep-breeding holdings amounted to 84,651 in 2018 compared to 87,109 in 2017 (Table 1, Graph 2b).

The number of goats decreased by 3.8% in 2018 compared with 2017. Specifically, the number of goats amounted to 3,624,719 in 2018 compared with 3,767,839 in 2017 (Table 1, Graph 1b).

Information:

Primary Sector Statistics Division
Livestock and Crop Capital Statistics Section
Niki Gerasimopoulou
Tel : 213 135 2478 Fax : 213 135 2474
E-mail: n.gerasimopoulou@statistics.gr

Finally, a decrease of 3.9% is observed in the number of goats-breeding holdings in 2018 compared with 2017. Specifically, the number of goats-breeding holdings amounted to 64,898 in 2018 compared with 67,551 in 2017 (Table 1, Graph 2b).

According to the afore-mentioned livestock surveys results, the number of bovine animals per holding increased by 6.9% in 2018 compared with 2017. Specifically, the number of bovine animals per holding was 39.1 in 2018 compared with 36.6 in 2017 (Table 1).

The number of pigs per holding increased by 4.8% in 2018 compared with 2017. Specifically, the number of pigs per holding was 43.8 in 2018 compared with 41.8 in 2017 (Table 1).

The number of sheep per holding increased by 1.0% in 2018 compared with 2017. Specifically, the number of sheep per holding was 99.6 in 2018 compared with 98.6 in 2017 (Table 1).

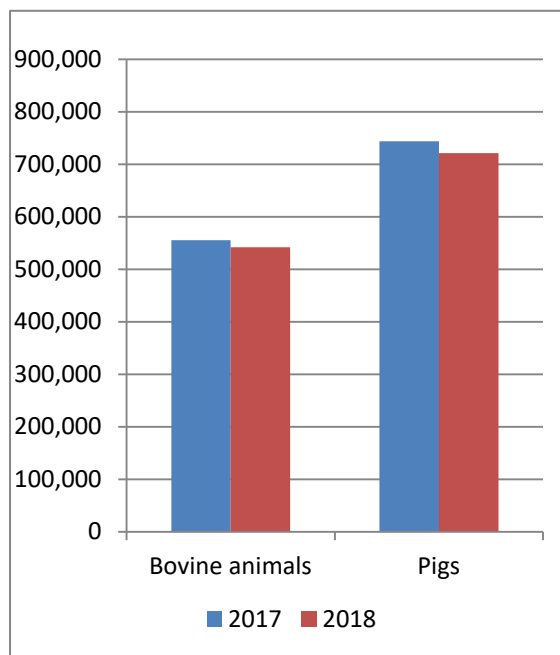
The number of goats per holding increased by 0.1% in 2018 compared with 2017. Specifically, the number of goats per holding was 55.9 in 2018 compared with 55.8 in 2017 (Table 1).

Table 1: Number of animals and holdings, 2017 - 2018

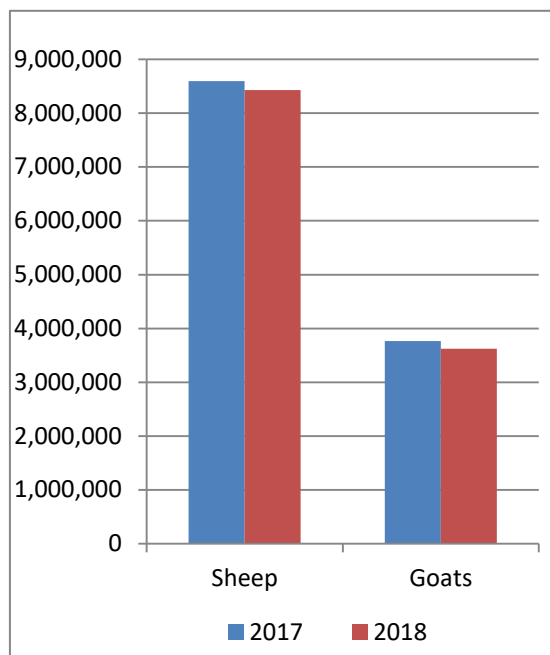
	2017	2018	Change (%) 2018/2017
<i>Number of Animals</i>			
Bovine animals	555,672	541,845*	-2.5
Pigs	743,588	721,390	-3.0
Sheep	8,592,619	8,429,654	-1.9
Goats	3,767,839	3,624,719	-3.8
<i>Holdings</i>			
Bovine animals	15,183	13,844*	-8.8
Pigs	17,789	16,473	-7.4
Sheep	87,109	84,651	-2.8
Goats	67,551	64,898	-3.9
<i>Number of animals/holding</i>			
Bovine animals	36.6	39.1*	6.9
Pigs	41.8	43.8	4.8
Sheep	98.6	99.6	1.0
Goats	55.8	55.9	0.1

* Buffalos are included in the results of the 2018 Bovine animals survey.

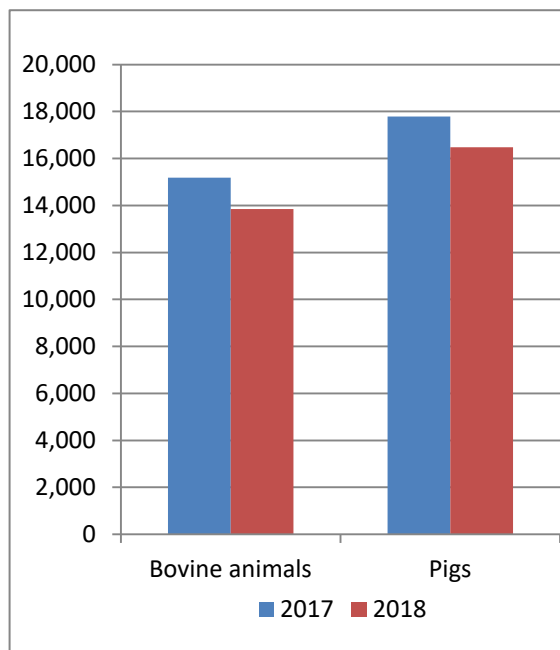
**Graph 1a: Number of bovine animals* - pigs
2017-2018**



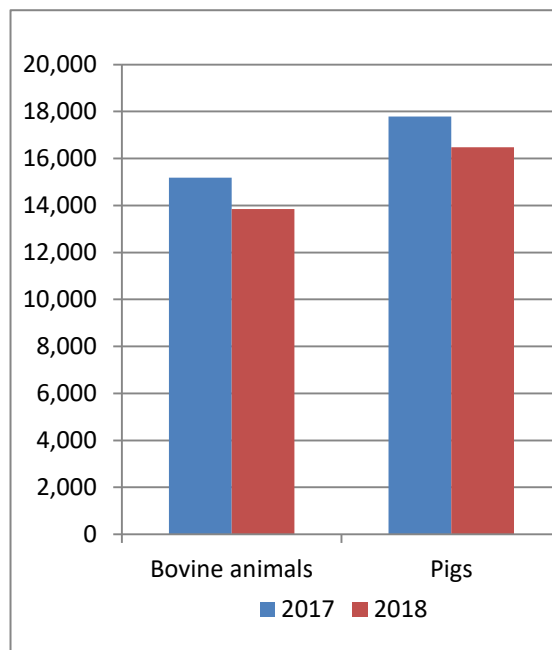
**Graph 1b: Number of sheep - goats
2017-2018**



**Graph 2a: Holdings with bovine animals* - pigs
2017-2018**



**Graph 2b: Holdings with sheep - goats
2017-2018**



* Buffalos are included in the results of the 2018 Bovine animals survey.

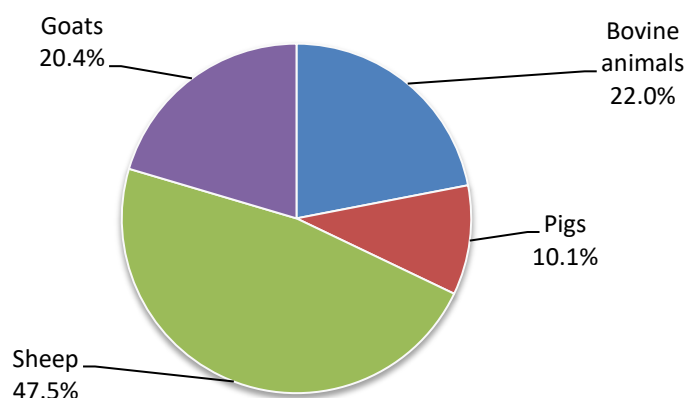
The total livestock (bovine animals, pigs, sheep and goats) expressed in livestock units (LSU)¹ decreased by 2.5% in 2018 compared with 2017. Specifically, the total LSU in 2018 was 1,775,194 broken down as follows: 389,884 LSU corresponding to bovine animals, 179,873 LSU to pigs, 842,965 LSU to sheep and 362,472 LSU to goats (Table 2, Graph 3).

Table 2: Livestock units, 2017 - 2018

	2017	(%)	2018	(%)	Change (%) 2018/2017
Bovine animals	396,683	21.8	389,884*	22.0	-1.7
Pigs	188,761	10.4	179,873	10.1	-4.7
Sheep	859,262	47.2	842,965	47.5	-1.9
Goats	376,784	20.7	362,472	20.4	-3.8
Total	1,821,490	100.0	1,775,194	100.0	-2.5

* Buffalos are included in the results of the 2018 Bovine animals survey.

**Graph 3: Percentage distribution of livestock units by animal species
(Bovine animals, Pigs, Sheep and Goats), 2018**



¹ The livestock unit is a common unit of reference of the various classes of animals, in relation to their nutritional requirements. The amount of dietary energy needed for maintenance and production requirements (reproduction, growth, etc.) of any animal, is associated with this value. This unit is used, among other things, for the grouping of different species. The coefficients used to convert restocking animal units are as follows:

Bovine animals less than one year old	0.4
Bovine animals between 1 and 2 years old, males	0.7
Bovine animals between 1 and 2 years old, females	0.7
Bovine animals 2 years old and over, males	1.0
Bovine animals 2 years old and over, heifers	0.8
Bovine animals 2 years old and over, dairy	1.0
Bovine animals 2 years old and over, other cows	0.8
Sheep	0.1
Goats	0.1
Pigs with a live weigh of less than 20 kg (per 100 heads)	2.7
Breeding sows weighing 50 kg and over	0.5
Other pigs	0.3

METHODOLOGICAL NOTES

Generally	The Hellenic Statistical Authority conducts special surveys on bovine animals, pigs, sheep and goats for the collection of detailed data on livestock production. These surveys are conducted on a yearly basis since 1982 without interruption.
Purpose	The purpose of the surveys is to collect detailed statistical data on livestock production. These data are necessary for the development of the agricultural policy of the country, as well as the Common Agricultural Policy of the EU. In addition, the data also cover other national and international needs and obligations.
Legal basis	The surveys are governed by National and European Legislation (Regulation (EC) No 1165/2008 of the European Parliament and of the Council concerning statistics on livestock and meat). The 2018 Livestock Surveys were conducted pursuant to the Decision of the President of ELSTAT No 4525/Γ2-477/11.6.2018 (Government Gazette 2360/B/20.6.2018).
Reference Period	The reference period is the 1 st November of each year.
Methodology Coverage	<p>Sample surveys with the agricultural holding as the survey unit. The sampling method applied is the one-step stratified sampling. The holdings included in the survey are stratified as follows:</p> <ul style="list-style-type: none">• By Region - NUTS 2• By size class of the holding. In each geographic area, the holdings are stratified according to their size, which is determined by the number of animals in the updated register of agricultural holdings as follows: L = 12 size classes for bovine animals and pigs and L = 10 size classes for sheep and goats. <p>The holdings belonging to the 10th, 11th and 12th size class are surveyed exhaustively. As regards the accuracy of the survey results, it should be noted that there are some minor sampling errors (less than 1% for Greece total) concerning the estimates of the number of animals. However, some coverage errors may also exist, concerning the number of holdings, which cannot be accurately measured by using only data from the sample.</p>
Data publication	The surveys results are available since 1998, annually, in electronic format.
References	More information about the surveys results and the methodology followed can be found on the website of Hellenic Statistical Authority (www.statistics.gr) at the link "Statistics"> Agriculture, Livestock, Fishery > Livestock/Crops Surveys > Livestock Surveys.