



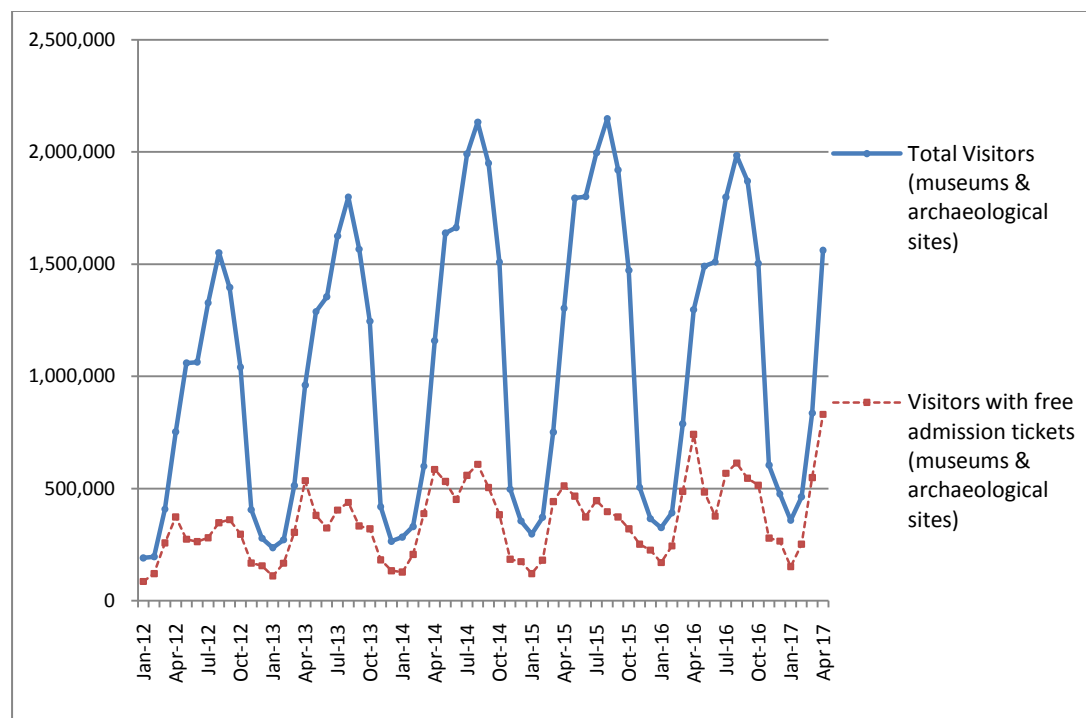
PRESS RELEASE

SURVEY ON MUSEUMS AND ARCHAEOLOGICAL SITES ATTENDANCE APRIL 2017

The Hellenic Statistical Authority (ELSTAT) announces the results of the *Survey on Museums and Archaeological Sites Attendance* for April 2017. More specifically:

- In April 2017 compared with the corresponding month of 2016, Museums experienced a 13.1% increase in the number of visitors and a 1.9% increase in the number of free admission visitors as well as a 36.4% increase in their receipts (Table 1).
- In April 2017 compared with the corresponding month of 2016, the number of visitors at Archaeological sites recorded an increase of 24.2%, while a increase of 18.4% was observed in the number of free admission visitors and a 34.3% increase in the corresponding receipts (Table 1).
- During the four-month period from January to April 2017, an increase of 14.1% was observed in the number of visitors of Museums, while an increase of 6.5% was recorded in the number of free admission visitors and a 22.4% increase in the relevant receipts, in comparison with the corresponding period of 2016 (Table 2).
- As regards Archaeological sites, during the four-month period from January to April 2017, an increase of 15.3% was recorded in the number of visitors, while a 10.0% increase was observed in the number of free admission visitors and a 28.2% increase in the relevant receipts, in comparison with the corresponding period of 2016 (Table 2).

Graph 1: Visitors of Museums and Archaeological sites (Jan 2012 – Apr 2017)



Information:

Social Statistics Division

Section of Culture and Sports statistics,

Argyro Pateraki (Tel: +30 213 1352129, e-mail: ar.pateraki@statistics.gr)

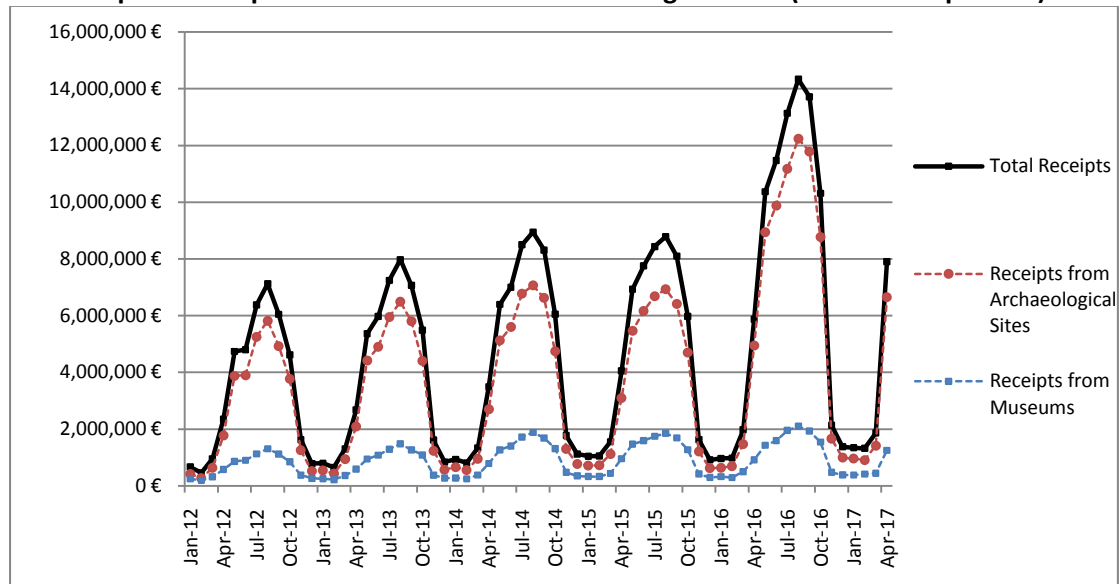
**TABLE 1: VISITORS OF MUSEUMS AND ARCHAEOLOGICAL SITES - TOTAL RECEIPTS
(APRIL 2016 & APRIL 2017)**

I. VISITORS			
Museums and Archaeological sites	2016	2017	Change 2017/2016
Total number of visitors (A+B)	1,297,065	1,561,822	20.4%
A. Museums (C+E)	444,593	502,948	13.1%
Acropolis Museum	122,329	144,570	18.2%
National Archaeological	43,800	56,397	28.8%
Ancient Olympia	21,366	22,758	6.5%
Palace of the Grand Master (Rhodes)	9,183	15,855	72.7%
Herakleion Archaeological (Crete)	25,637	31,997	24.8%
White Tower	29,028	28,841	-0.6%
Delphi	23,775	28,563	20.1%
Other museums	169,475	173,967	2.7%
B. Archaeological Sites (D+F)	852,472	1,058,874	24.2%
Epidavros ⁽¹⁾	52,604	68,429	30.1%
The Acropolis of Mycenae & Atreus' Treasure	54,114	59,303	9.6%
The Acropolis of Athens	160,315	211,966	32.2%
Sounio	20,199	28,092	39.1%
The Acropolis of Lindos	13,799	18,758	35.9%
Royal Tombs of Vergina	31,146	26,485	-15.0%
Ancient Olympia	41,666	47,368	13.7%
Knossos (Crete)	38,265	43,056	12.5%
Phaistos (Crete)	5,233	6,432	22.9%
Ancient Korinthos ⁽¹⁾	23,263	39,636	70.4%
Mystras ⁽¹⁾	16,513	16,866	2.1%
Delphi	31,552	41,532	31.6%
Other archaeological sites	363,803	450,951	24.0%
II. VISITORS WHO PAID TICKET			
	2016	2017	Change 2017/2016
Total number of visitors who paid ticket (C+D)	555,844	731,383	31.6%
C. Museums	157,892	210,797	33.5%
D. Archaeological sites	397,952	520,586	30.8%
III. VISITORS WITH FREE ADMISSION TICKETS			
	2016	2017	Change 2017/2016
Total number of visitors with free admission ticket (E+F)	741,221	830,439	12.0%
E. Museums	286,701	292,151	1.9%
F. Archaeological sites	454,520	538,288	18.4%
IV. RECEIPTS (euros)			
	2016	2017	Change 2017/2016
Total Receipts (G+H)	5,869,132.00	7,902,975.00	34.7%
G. Museums	917,821.00	1,251,578.00	36.4%
H. Archaeological sites	4,951,311.00	6,651,397.00	34.3%

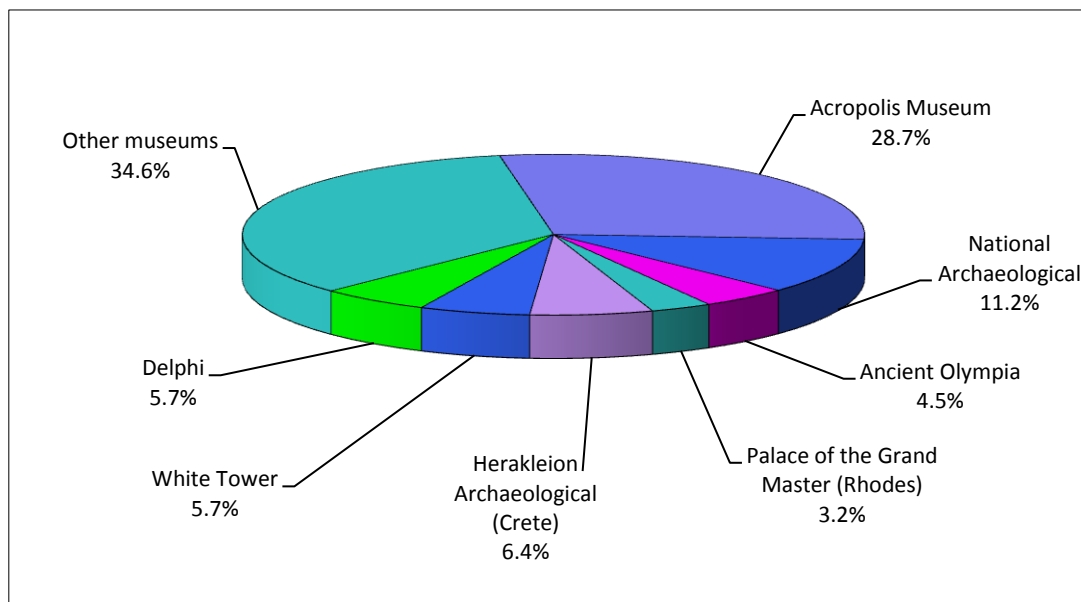
⁽¹⁾ Flat rate ticket, valid both for the museum and the archaeological site,

The following graphs depict the evolution of the receipts (Graph 2), as well as the number of visitors by Museum and Archaeological Site (Graphs 3 and 4, respectively),

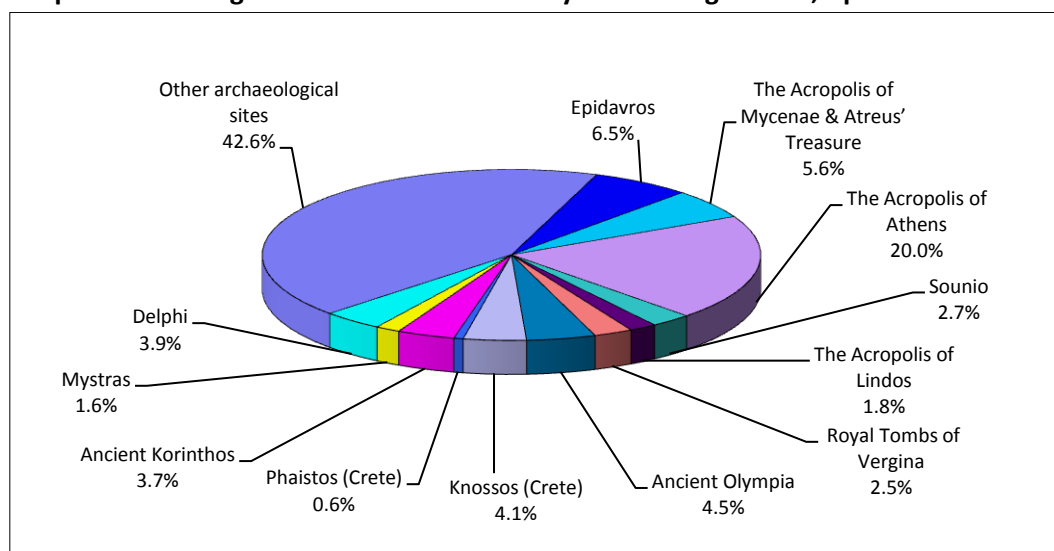
Graph 2: Receipts from Museums and Archaeological Sites (Jan 2012 - Apr 2017)



Graph 3: Percentage distribution of Visitors by Museum, April 2017



Graph 4: Percentage distribution of Visitors by Archaeological site, April 2017



**TABLE 2: VISITORS OF MUSEUMS AND ARCHAEOLOGICAL SITES - TOTAL RECEIPTS
(2015, 2016 AND JANUARY-APRIL 2016 & 2017)**

I. VISITORS					
Museums and Archaeological sites	2015	2016	JANUARY- APRIL		change
			2016	2017	2017/2016
Total number of visitors (A+B)	14,725,895	14,040,961	2,803,063	3,218,984	14.8%
A. Museums (C+E)	4,405,842	4,476,288	1,095,361	1,249,352	14.1%
Acropolis Museum	1,510,615	1,406,096	362,166	405,776	12.0%
National Archaeological	476,754	447,093	119,165	149,990	25.9%
Ancient Olympia	135,972	124,136	37,977	38,716	1.9%
Palace of the Grand Master (Rhodes)	251,091	237,361	17,201	23,071	34.1%
Herakleion Archaeological (Crete)	201,657	355,237	52,540	47,533	-9.5%
White Tower	273,659	290,192	91,479	80,523	-12.0%
Delphi	205,369	166,091	49,171	56,838	15.6%
Other museums	1,350,725	1,450,082	365,662	446,905	22.2%
B. Archaeological Sites (D+F)	10,320,053	9,564,673	1,707,702	1,969,632	15.3%
Epidavros ⁽¹⁾	443,565	375,437	94,703	111,791	18.0%
The Acropolis of Mycenae & Atreus' Treasure	402,565	342,854	96,248	107,532	11.7%
The Acropolis of Athens	2,043,868	1,807,580	408,234	451,326	10.6%
Sounio	236,285	222,800	53,616	63,505	18.4%
The Acropolis of Lindos	580,875	421,070	18,834	21,662	15.0%
Royal Tombs of Vergina	211,132	186,627	59,239	56,096	-5.3%
Ancient Olympia	439,836	423,424	71,009	75,001	5.6%
Knossos (Crete)	632,288	611,455	61,377	57,168	-6.9%
Phaistos (Crete)	94,689	77,071	7,172	8,083	12.7%
Ancient Korinthos ⁽¹⁾	141,490	153,307	39,340	54,942	39.7%
Mystras ⁽¹⁾	117,010	114,293	26,830	25,934	-3.3%
Delphi	319,754	290,705	75,870	85,360	12.5%
Other archaeological sites	4,656,696	4,538,050	695,230	851,232	22.4%
II. VISITORS WHO PAID TICKET					
	2015	2016	JANUARY-APRIL		change
			2016	2017	2017/2016
Total number of visitors who paid ticket (C+D)	10,544,249	8,749,957	1,160,212	1,436,133	23.8%
C. Museums	2,867,641	2,406,665	395,383	504,068	27.5%
D. Archaeological sites	7,676,608	6,343,292	764,829	932,065	21.9%
III. VISITORS WITH FREE ADMISSION TICKETS					
	2015	2016	JANUARY-APRIL		change
			2016	2017	2017/2016
Total number of visitors with free admission ticket (E+F)	4,181,646	5,291,004	1,642,851	1,782,851	8.5%
E. Museums	1,538,201	2,069,623	699,978	745,284	6.5%
F. Archaeological sites	2,643,445	3,221,381	942,873	1,037,567	10.0%
IV. RECEIPTS (euros)					
	2015	2016	JANUARY-APRIL		change
			2016	2017	2017/2016
Total Receipts (G+H)	56,224,962.00	86,647,638.00	9,793,073.00	12,434,036.00	27.0%
G. Museums	12,385,213.00	13,448,464.00	2,037,004.00	2,493,831.00	22.4%
H. Archaeological sites	43,839,749.00	73,199,174.00	7,756,069.00	9,940,205.00	28.2%

⁽¹⁾ Flat rate ticket, valid both for the museum and the archaeological site,

EXPLANATORY NOTES

Survey on Museums and Archaeological Sites Attendance	The Survey on Museums and Archaeological Sites Attendance has been producing results since 1970, The survey collects data from the Archaeological Receipts Fund (ARF) of the Ministry of Culture and Sports concerning the number of visitors and the receipts from the tickets sold in the Museums and Archaeological sites of the country. The corresponding data for the Acropolis Museum are available from December 2009 onwards.
Legal Framework	The survey is conducted since 1970 on a regular basis and it produces results on a monthly and yearly basis, in compliance with the Joint Ministerial Decision 15189/B379/73.

Reference Period 01/04/2017 to 30/04/2017.

Methodology and Definitions The Survey is conducted on a monthly basis from data collected from the Archaeological Receipts Fund (ARF) of the Ministry of Culture and Sports concerning on the number of visitors and the receipts from the tickets sold in the Museums and Archaeological sites of the country, ELSTAT tabulates the data on Museums and the Archaeological sites for the whole of the Country, by month and by year.

Information on ticket payment

- From January 2002 onwards, the number of Museums' visitors includes both the visitors who have bought a ticket and the visitors with free admission ticket, From 16-06-1996 onwards, the Museums and the Archaeological sites all over Greece have a paid admission for all the visitors, Greeks and foreigners, all over the year, except in the following days, which are free admission days:
- National Holidays (25th of March and 28th of October)
- The first Sunday every month during the five month period from 1 November to 31 March
- The 6th of March (in memory of Melina Merkouri)
- The 18th of April (International Monuments Day)
- The 18th of May (International Museums Day)
- The 5th of June (International Environment Day)
- The last weekend of September, annually (European Heritage Days)

Free admission tickets

The admission to Museums and Archaeological site is free for:

- Young people from EU-countries aged under 18 years, with current identification card to confirm their age,
- Students of Universities and of Higher and Technical Education Institutions or equivalent institutions of EU-countries, as well as of Tour Guide Training Institutes, with valid student identification card or International Student Identity Card (ISIC)
- Employees of the Hellenic Ministry of Culture, with valid professional identity card
- ICOM and ICOMOS cardholders
- Tour Guides with their current working identification card from the Ministry of Development
- Teachers accompanying pupils and students on primary, secondary and tertiary education institution tours
- Journalists with valid journalists' identification card
- Members of Associations and Societies of Friends of Museums and Archaeological Sites
- Official guests of the Greek Government, after relevant approval
- Escorts of blind persons and persons with disabilities
- Free admission cardholders
- Holders of the Culture Card

Number of flat rate tickets

From April 1999 onwards, in some museums and the nearby archaeological sites, in addition to the ordinary ticket, a new "flat rate ticket" was established, which is valid for both the museum and the nearby archaeological site. The total number of these flat rate tickets for **April 2017** was **57,454**.

References More information on the Survey on Museums and Archaeological Sites Attendance and detailed time series are available on: <http://www.statistics.gr/en/statistics/-/publication/SCI21/>