



PRESS RELEASE

ISSUING OF MOTOR VEHICLE LICENSES: SEPTEMBER 2019

The Hellenic Statistical Authority announces that in September 2019, 14,338 road motor cars (both new and used from abroad) were put into circulation for the first time, recording a 22.9% increase compared with the corresponding month of 2018 when the number of road motor cars was 11,668. In September 2018, a 0.8% decrease had been observed in comparison with the corresponding month of 2017 (Table 1, Graphs 1,2,3,5). A total number of 6,412 new cars were put into circulation in September 2019 compared with 5,417 in September 2018, recording an 18.4% increase.

The new motorcycles over 50cc (both new and used from abroad) that were put into circulation for the first time in September 2019 amounted to 3,859, against 3,217 in 2018, thus recording a 20.0% increase. In September 2018, a 21.2% increase had been observed in comparison with the corresponding month of 2017 (Table 1, Graph 4). Out of the above motorcycles 3,544 were new, while the corresponding figure in September 2018 was 2,930, recording a 21.0% increase.

During the period January - September 2019, 172,376 road motor cars (both new and used from abroad) were put into circulation for the first time, representing an increase of 12.9% compared to the corresponding period of 2018 when the number of road motor cars was 152,744. During the period January - September 2018 an increase of 25.3% had been observed in comparison with the corresponding period of 2017 (Table 3, Graphs 6,7). Out of the above number of road motor cars that were put into circulation, from January to September 2019, 99,275 were new, while the corresponding number during the respective period of 2018 was 89,500, recording an increase of 10.9%.

During the period January - September 2019 the circulation of new motorcycles over 50cc (both new and used from abroad) amounted to 34,347 against 30,618 in 2018, thus representing a 12.2% increase. An increase of 21.9% had been observed during the period January - September 2018 in comparison with the corresponding period of 2017 (Table 3, Graphs 6,7). A total number of 31,351 new motorcycles were put into circulation, from January to September 2019, compared with 27,797 during the corresponding period of 2018, recording a 12.8% increase.

Information on methodological issues:

Sectoral Statistics Division

Transport Statistics Section

Pota Tzortzi, Konstantinos Menexes

Tel: +30 213 135 2187, +30 213 135 3055

Fax: +30 213 135 2757

e-mail: p.tzortzi@statistics.gr, k.menexes@statistics.gr

Information for data provision:

Tel: +30 213 135 2022

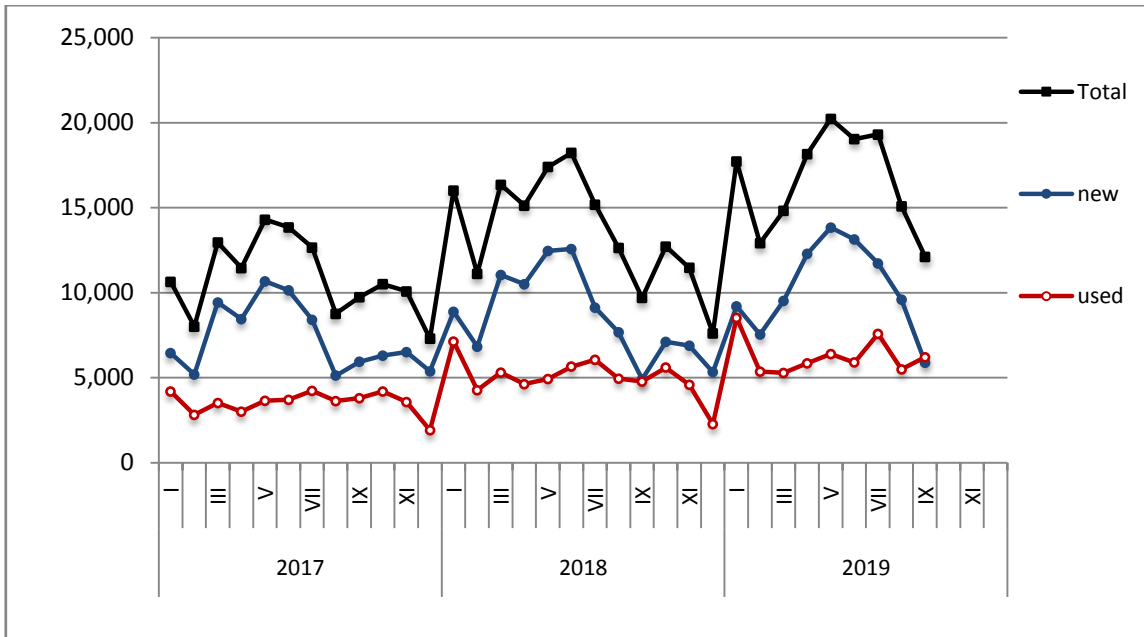
e-mail: data.dissem@statistics.gr

Table 1. Road motor vehicles, both new and used, put into circulation for the first time in Greece: September 2017 - 2019															
Category of Road Motor Vehicles	September									Change (%)					
	2017			2018			2019			2018/2017			2019/2018		
	Total	New	Used	Total	New	Used	Total	New	Used	Total	New	Used	Total	New	Used
Greece, total															
Road Motor Vehicles,total	14,422	8,926	5,496	14,885	8,347	6,538	18,197	9,956	8,241	3.2%	-6.5%	19.0%	22.3%	19.3%	26.0%
1. Road motor cars	11,767	6,500	5,267	11,668	5,417	6,251	14,338	6,412	7,926	-0.8%	-16.7%	18.7%	22.9%	18.4%	26.8%
Passenger Cars	9,728	5,937	3,791	9,692	4,914	4,778	12,109	5,896	6,213	-0.4%	-17.2%	26.0%	24.9%	20.0%	30.0%
Buses	103	20	83	113	14	99	114	12	102	9.7%	-30.0%	19.3%	0.9%	-14.3%	3.0%
Lorries	1,936	543	1,393	1,863	489	1,374	2,115	504	1,611	-3.8%	-9.9%	-1.4%	13.5%	3.1%	17.2%
2. Motorcycles > 50 cc	2,655	2,426	229	3,217	2,930	287	3,859	3,544	315	21.2%	20.8%	25.3%	20.0%	21.0%	9.8%
Prefecture of Attica															
Road Motor Vehicles,total	7,018	5,291	1,727	7,093	4,890	2,203	8,615	5,817	2,798	1.1%	-7.6%	27.6%	21.5%	19.0%	27.0%
1. Road motor cars	5,748	4,054	1,694	5,532	3,371	2,161	6,737	3,989	2,748	-3.8%	-16.8%	27.6%	21.8%	18.3%	27.2%
Passenger Cars	5,194	3,805	1,389	4,972	3,138	1,834	6,038	3,748	2,290	-4.3%	-17.5%	32.0%	21.4%	19.4%	24.9%
Buses	52	12	40	50	4	46	60	11	49	-3.8%	-66.7%	15.0%	20.0%	175.0%	6.5%
Lorries	502	237	265	510	229	281	639	230	409	1.6%	-3.4%	6.0%	25.3%	0.4%	45.6%
2. Motorcycles > 50 cc	1,270	1,237	33	1,561	1,519	42	1,878	1,828	50	22.9%	22.8%	27.3%	20.3%	20.3%	19.0%

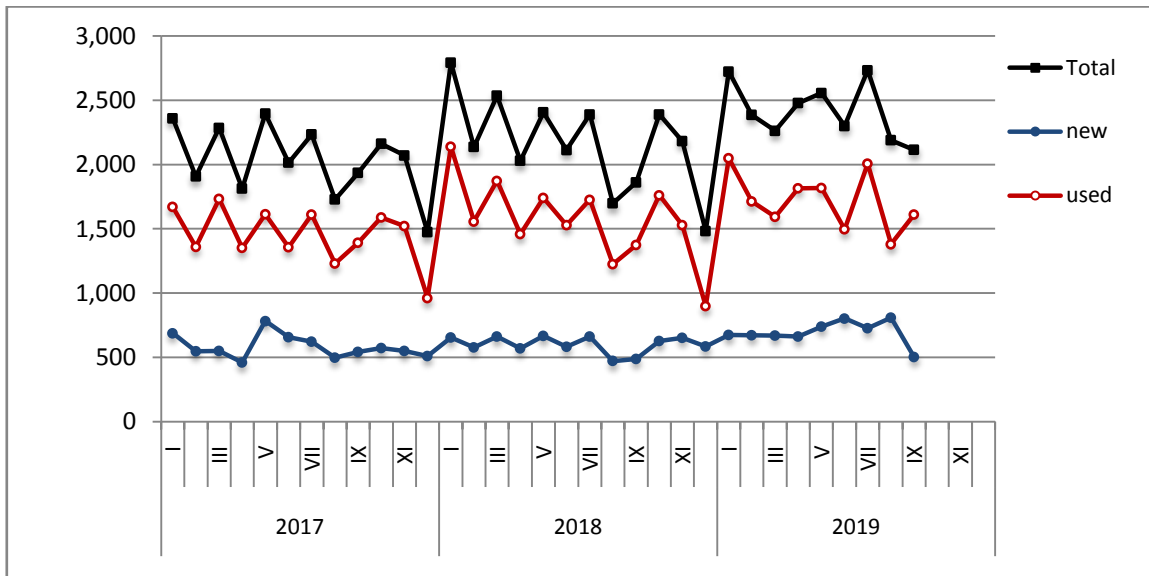
Table 2. Road motor vehicles, both new and used, put into circulation for the first time in Greece: October 2017 - September 2019

Category of Road Motor Vehicles	Average Oct. 2017 - Sep. 2018						Average Oct. 2018 - Sep. 2019			Change (%)		
	Average Oct. 2018 - Sep. 2019 / Average Oct. 2017 - Sep. 2018											
	Total	New	Used	Total	New	Used	Total	New	Used	Total	New	Used
Greece, total												
Road Motor Vehicles,total	18,642	11,934	6,708	20,918	13,123	7,795	12.2%	10.0%	16.2%			
1. Road motor cars	15,545	9,115	6,430	17,540	10,045	7,495	12.8%	10.2%	16.6%			
Passenger Cars	13,300	8,516	4,784	15,094	9,338	5,756	13.5%	9.7%	20.3%			
Buses	105	17	88	129	30	99	22.9%	76.5%	12.5%			
Lorries	2,140	582	1,558	2,317	677	1,640	8.3%	16.3%	5.3%			
2. Motorcycles > 50 cc	3,097	2,819	278	3,378	3,078	300	9.1%	9.2%	7.9%			

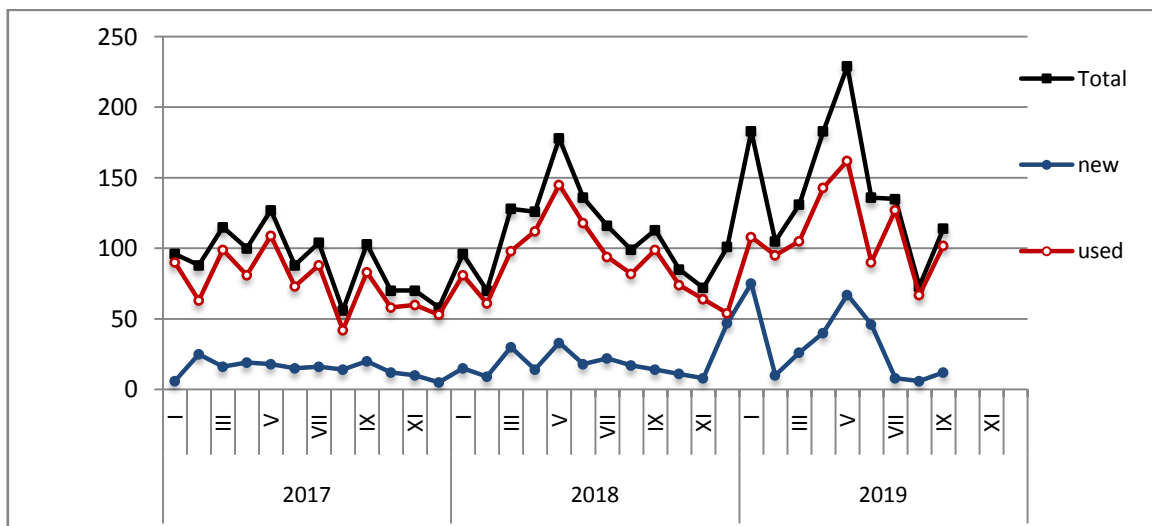
Graph 1: Passenger Cars (January 2017 - September 2019)



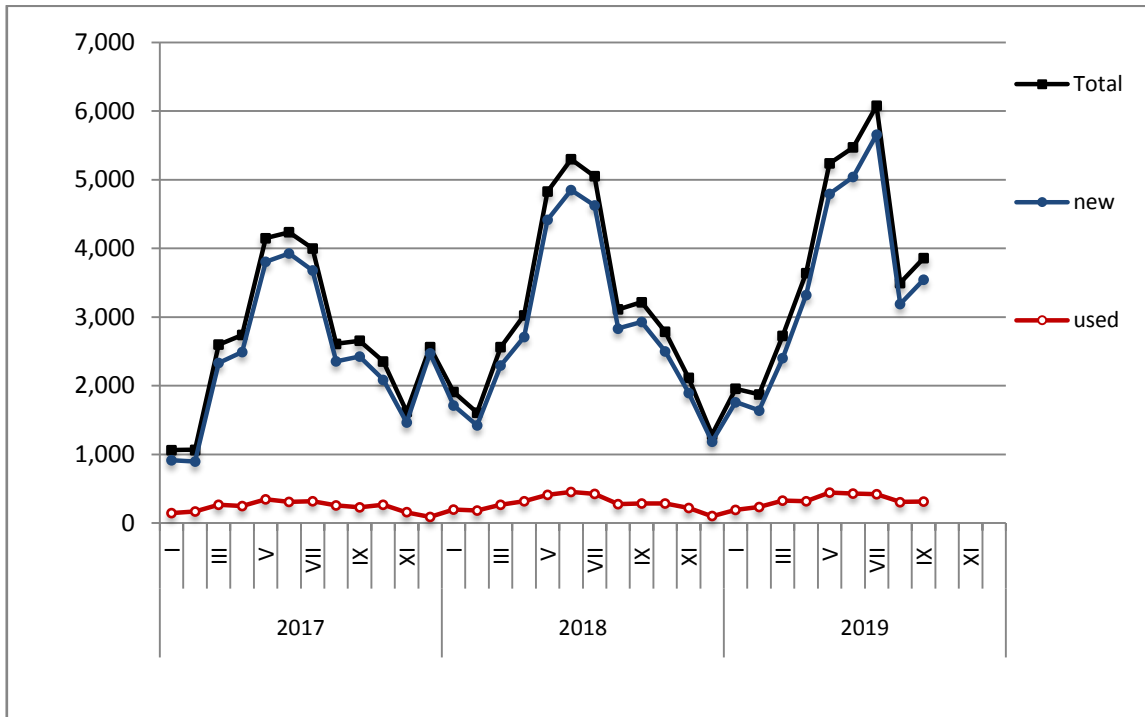
Graph 2: Lorries (January 2017 - September 2019)



Graph 3: Buses (January 2017 - September 2019)



Graph 4: Motorcycles (January 2017 - September 2019)



Graph 5: New Registrations of Motor Vehicles (September 2019)

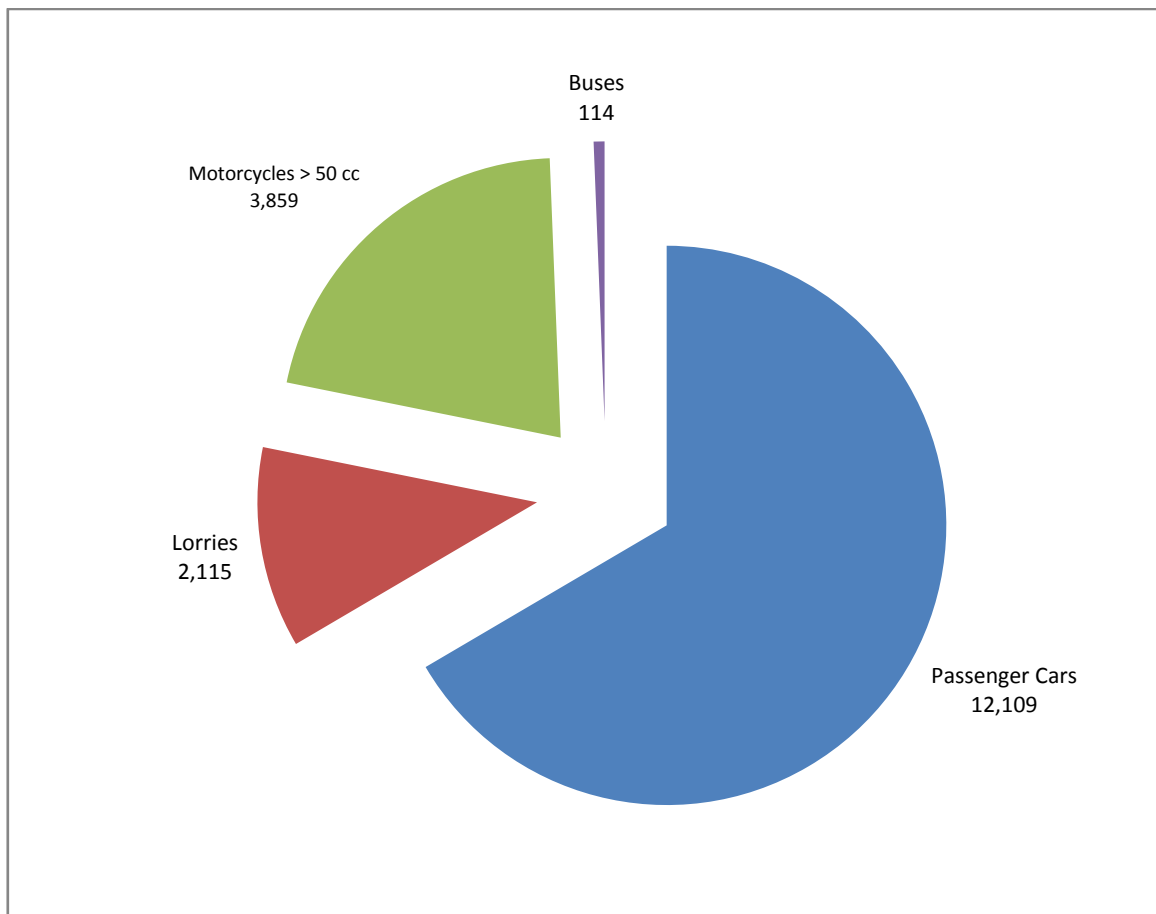
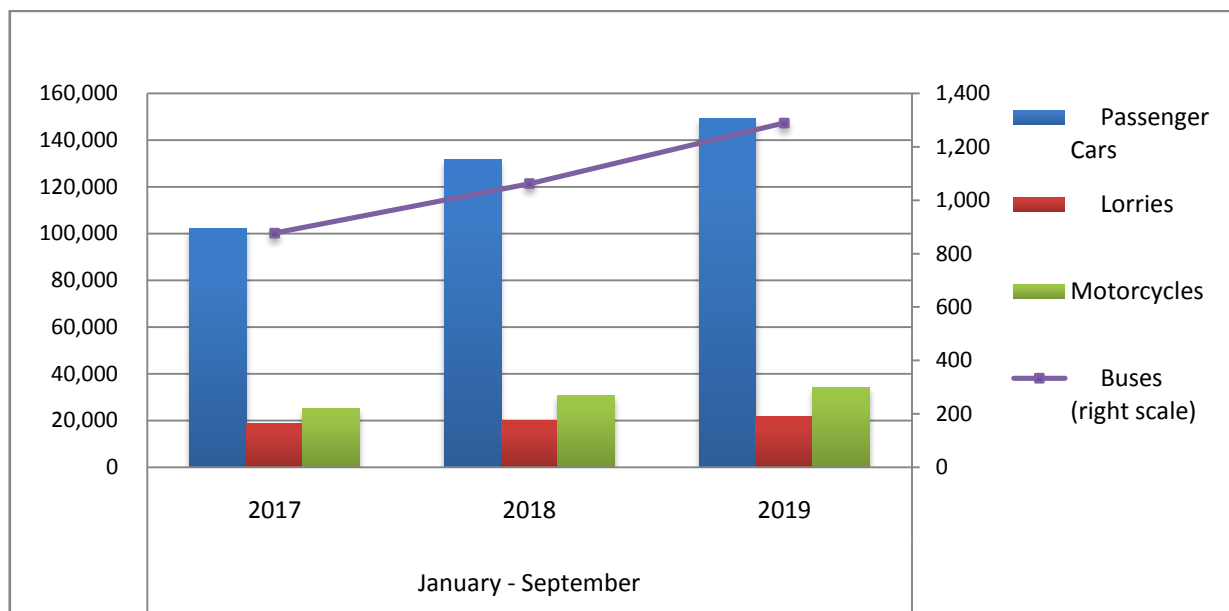


Table 3. Road motor vehicles, both new and used, put into circulation for the first time in Greece: January - September, years 2017 till 2019

Category of Road Motor Vehicles	January - September									Change (%)					
	2017			2018			2019			2018/2017			2019/2018		
	Total	New	Used	Total	New	Used	Total	New	Used	Total	New	Used	Total	New	Used
Greece, total															
Road Motor Vehicles, total	147,026	98,135	48,891	183,362	117,297	66,065	206,723	130,626	76,097	24.7%	19.5%	35.1%	12.7%	11.4%	15.2%
1. Road motor cars	121,904	75,308	46,596	152,744	89,500	63,244	172,376	99,275	73,101	25.3%	18.8%	35.7%	12.9%	10.9%	15.6%
Passenger Cars	102,345	69,801	32,544	131,712	83,986	47,726	149,340	92,724	56,616	28.7%	20.3%	46.7%	13.4%	10.4%	18.6%
Buses	877	149	728	1,062	172	890	1,289	290	999	21.1%	15.4%	22.3%	21.4%	68.6%	12.2%
Lorries	18,682	5,358	13,324	19,970	5,342	14,628	21,747	6,261	15,486	6.9%	-0.3%	9.8%	8.9%	17.2%	5.9%
2. Motorcycles > 50 cc	25,122	22,827	2,295	30,618	27,797	2,821	34,347	31,351	2,996	21.9%	21.8%	22.9%	12.2%	12.8%	6.2%
Prefecture of Attica															
Road Motor Vehicles, total	74,221	59,560	14,661	92,319	70,993	21,326	103,711	79,420	24,291	24.4%	19.2%	45.5%	12.3%	11.9%	13.9%
1. Road motor cars	64,210	49,842	14,368	79,736	58,863	20,873	88,906	65,212	23,694	24.2%	18.1%	45.3%	11.5%	10.8%	13.5%
Passenger Cars	58,393	46,827	11,566	73,655	56,099	17,556	81,804	61,842	19,962	26.1%	19.8%	51.8%	11.1%	10.2%	13.7%
Buses	318	79	239	415	69	346	463	135	328	30.5%	-12.7%	44.8%	11.6%	95.7%	-5.2%
Lorries	5,499	2,936	2,563	5,666	2,695	2,971	6,639	3,235	3,404	3.0%	-8.2%	15.9%	17.2%	20.0%	14.6%
2. Motorcycles > 50 cc	10,011	9,718	293	12,583	12,130	453	14,805	14,208	597	25.7%	24.8%	54.6%	17.7%	17.1%	31.8%

Graph 6. New Motor Vehicles Circulation Licenses: January – September, years 2017 till 2019



Graph 7. New Registrations of Motor Vehicles January - September 2019

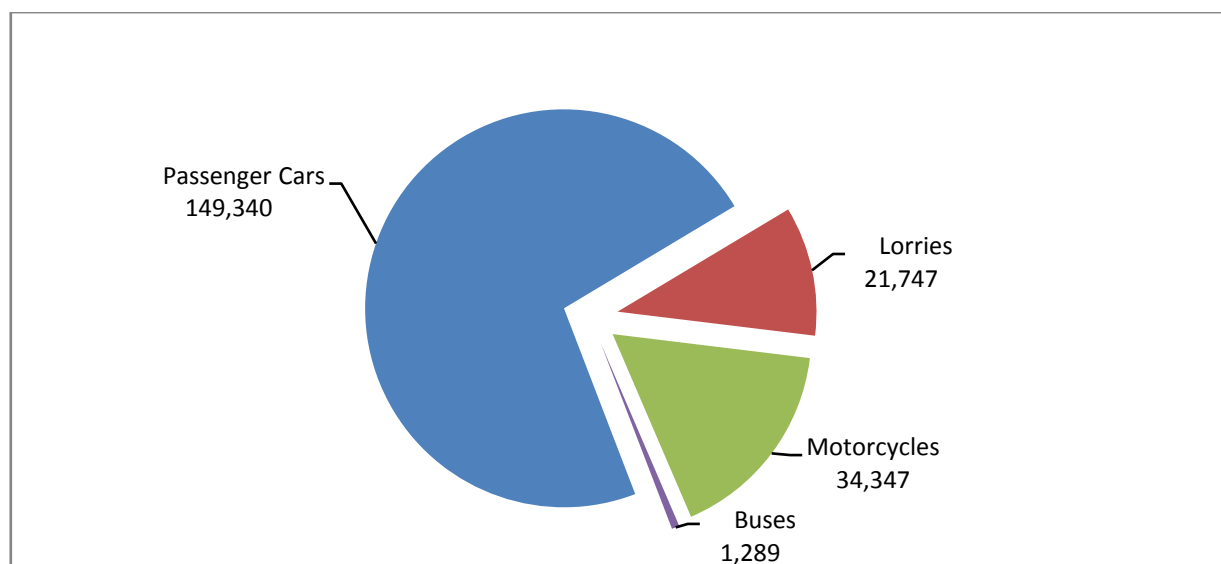


Table 4
Sales of new and used passenger cars by make: September 2019 and January - September 2019

Make	Passenger cars			
	September		January - September	
	new	used	new	used
ALFA ROMEO	8	75	245	501
AUDI	65	46	3,527	397
AUSTIN	-	1	-	1
AUSTIN MORRIS	-	-	-	1
BEACH BAGGY	-	-	-	1
BENTLEY	-	-	-	2
BMW	244	58	2,426	530
BORGWARD	-	-	-	1
BURSTNER	-	-	-	1
C.I./ROLLERTEAM	-	-	1	-
CADILLAC	-	-	-	1
CAPRON	-	-	-	1
CHEVROLET	-	106	-	1,007
CHEVROLET,BUICK PONTIAC SUZUKI DAEWOO HOLTEN GMC	-	-	-	2
CHRYSLER	-	1	-	10
CITROEN	231	214	4,298	2,268
CITROEN / DS	202	-	1,161	4
CITROEN, PEUGEOT	-	-	47	-
DACIA	92	24	1,395	214
DAIHATSU	-	75	-	615
DETHLEFFS	-	7	-	47
DODGE	-	-	-	4
DR MOTOR	-	-	-	2
DS	14	3	158	4
DUCATO / ΥΠΕΡΚΑΤΑΣΚΕΥΕΣ ¹	-	-	1	-
DUTTON	-	1	-	1
FERRARI	-	-	-	7
FIAT	211	473	6,585	4,151
FORD	239	418	2,954	3,693
GENERAL MOTORS	-	-	-	2
GONOW	-	-	-	1
H.J.BIEBER	-	-	-	1
HOBBY TOYOTA	-	-	-	1
HONDA	51	136	498	1,236
HYMER AG	-	2	-	2
HYUNDAI	412	300	6,697	2,550
INFINITI	-	-	-	1
INNOCENTI	-	-	-	1
ISO RIVOLTA	-	-	-	1
ISUZU	-	-	-	1
JAGUAR	6	3	113	31
JEEP	35	6	422	53
KEWET	-	-	-	1
KIA	215	97	2,508	888
LADA	-	-	-	5
LAGERMAX AUTOTRANSPORT	-	-	3	-

Table 4 (cont)
Sales of new and used passenger cars by make: September 2019 and January - September 2019

Make	Passenger cars			
	September		January - September	
	new	used	new	used
LAMBORGHINI	-	-	-	1
LANCIA	-	44	-	386
LAND ROVER	20	12	235	138
LES DAUPHINS	-	-	-	2
LEXUS	7	4	72	30
LOTUS	-	-	-	3
MAHINDRA	-	-	-	1
MASERATI	-	-	1	4
MAZDA	16	59	126	459
MCLAREN	-	-	-	1
MERCEDES	323	165	3,328	1,859
MERCEDES / ΥΠΕΡΚΑΤΑΣΚΕΥΕΣ ¹	-	-	7	-
MG	-	1	-	4
MG ROVER	-	-	-	2
MINI	120	34	1,272	433
MINI MAFER	-	-	-	1
MITSUBISHI	46	107	412	878
MORETTI	-	-	-	1
MORGAN	-	-	-	1
MORRIS	-	-	-	3
NISSAN	328	345	5,251	3,422
NISSAN / ΥΠΕΡΚΑΤΑΣΚΕΥΕΣ ¹	-	-	2	-
OPEL	460	669	6,408	6,511
PEUGEOT	311	212	8,367	1,898
PEUGEOT / ΥΠΕΡΚΑΤΑΣΚΕΥΕΣ ²	-	-	6	-
PEUGEOT, CITROEN	1	-	14	-
PORSCHE	9	7	66	86
RANGE ROVER	-	-	-	1
RENAULT	142	251	3,470	2,349
RIMOR	-	-	-	1
RIMOR, XGO, BLUCAMP, KENTUCKY CAMP, AHORN	-	-	1	1
ROLLS ROYCE	-	-	-	4
ROVER	-	-	-	3
SAAB	-	1	-	14
SEA / MOBILVETT	-	2	-	10
SEAT	134	53	2,595	469
SKODA	103	83	2,976	861
SMART	30	284	366	2,315
SSANGYONG	-	1	14	3
SUBARU	-	5	47	60
SUZUKI	265	248	5,839	2,135
TESLA MOTORS	-	-	-	4
TOYOTA	925	1,330	9,995	11,674
TRIUMPH	-	1	-	5
VOLKSWAGEN	523	244	7,493	2,246
VOLKSWAGEN / ΥΠΕΡΚΑΤΑΣΚΕΥΕΣ ¹	-	-	2	-

Table 4 (cont)

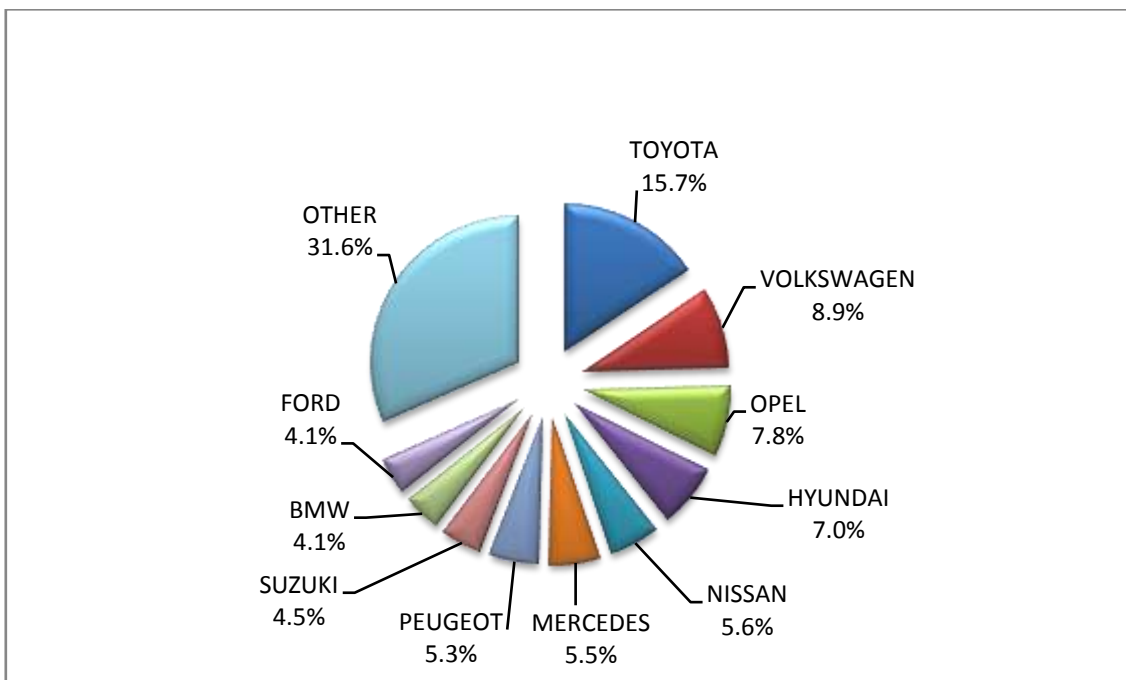
Sales of new and used passenger cars by make: September 2019 and January - September 2019

Make	Passenger cars			
	September		January - September	
	new	used	new	used
VOLVO	108	5	1,320	94
WARTBURG	-	-	-	1
WILLYS	-	-	-	1
TOTAL	5,896	6,213	92,724	56,616

1 : With 2nd/3rd stage manufacturer in Greece.

2 : With 2nd/3rd stage manufacturer abroad.

Graph 8. Sales of new passenger cars by make (September 2019)



Graph 9. Sales of new passenger cars by make (January - September 2019)

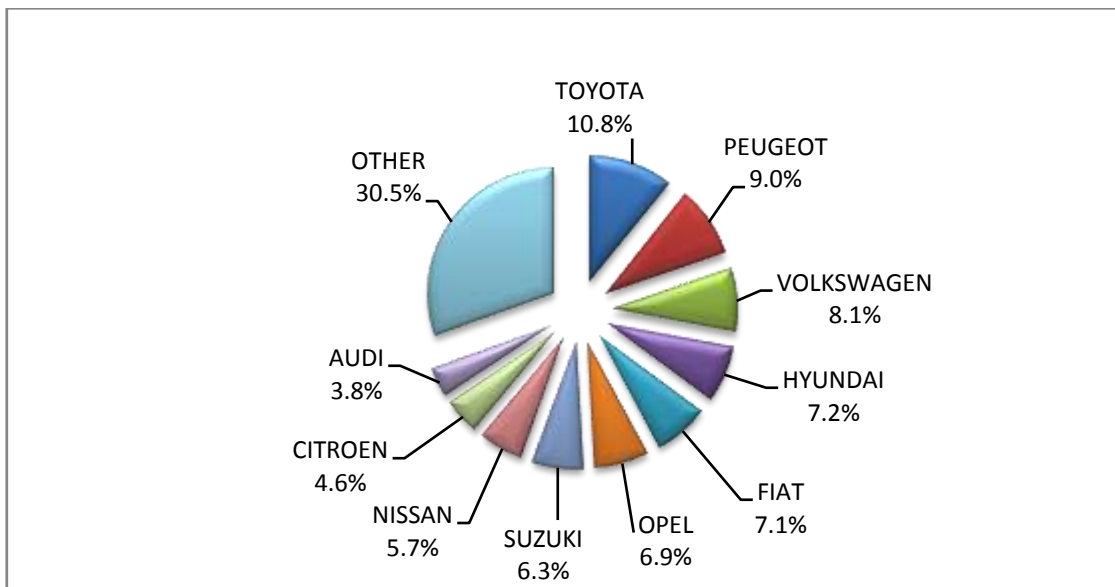


Table 5
Sales of new and used lorries by make: September 2019 and January - September 2019

Make	Lorries			
	September		January - September	
	new	used	new	used
ALKE	1	-	3	-
ASTRA	-	-	-	1
AUDI	-	-	-	1
BMW	-	-	-	4
CHEVROLET	-	-	-	4
CHRYSLER	-	1	-	5
CITROEN	26	61	197	523
DACIA	-	3	139	32
DAF	-	17	8	284
DAF / ΥΠΕΡΚΑΤΑΣΚΕΥΕΣ ¹	1	-	24	-
DAIHATSU	-	1	-	2
DENNIS EAGLE	-	-	-	2
DODGE	-	-	-	1
FIAT	78	215	1,095	1,880
FIAT-IVECO	-	4	-	59
FORD	116	222	893	1,744
FORD / ΥΠΕΡΚΑΤΑΣΚΕΥΕΣ ¹	-	-	15	1
GENERAL MOTORS	-	-	-	1
GINAF	-	-	-	1
GOUPIL, MEGA, POLARIS, GEM	4	-	4	-
GREAT WALL MOTOR	-	-	-	3
HYUNDAI	-	4	-	65
ISUZU	4	20	205	204
ISUZU / ΥΠΕΡΚΑΤΑΣΚΕΥΕΣ ¹	-	-	1	-
IVECO	1	20	13	267
IVECO / ΥΠΕΡΚΑΤΑΣΚΕΥΕΣ ¹	-	-	9	-
IVECO / ΥΠΕΡΚΑΤΑΣΚΕΥΕΣ ²	-	-	5	-
IVECO MAGIRUS	-	4	-	21
JEEP	-	-	-	2
KASSBOHRER	-	-	1	-
KIA	-	2	-	6
LAND ROVER	1	1	1	22
MAN	-	60	12	557
MAN / ΥΠΕΡΚΑΤΑΣΚΕΥΕΣ ¹	1	-	38	-
MAZDA	-	28	1	240
MERCEDES	22	331	304	3,447
MERCEDES / ΥΠΕΡΚΑΤΑΣΚΕΥΕΣ ¹	9	3	187	8
MERCEDES / ΥΠΕΡΚΑΤΑΣΚΕΥΕΣ ²	1	-	2	-
MINI	-	-	-	1
MITSUBISHI	21	65	247	533
MITSUBISHI / ΥΠΕΡΚΑΤΑΣΚΕΥΕΣ ¹	2	-	18	-
MULTICAR	-	-	-	1
NISSAN	34	88	490	969
NISSAN / ΥΠΕΡΚΑΤΑΣΚΕΥΕΣ ¹	-	-	3	-

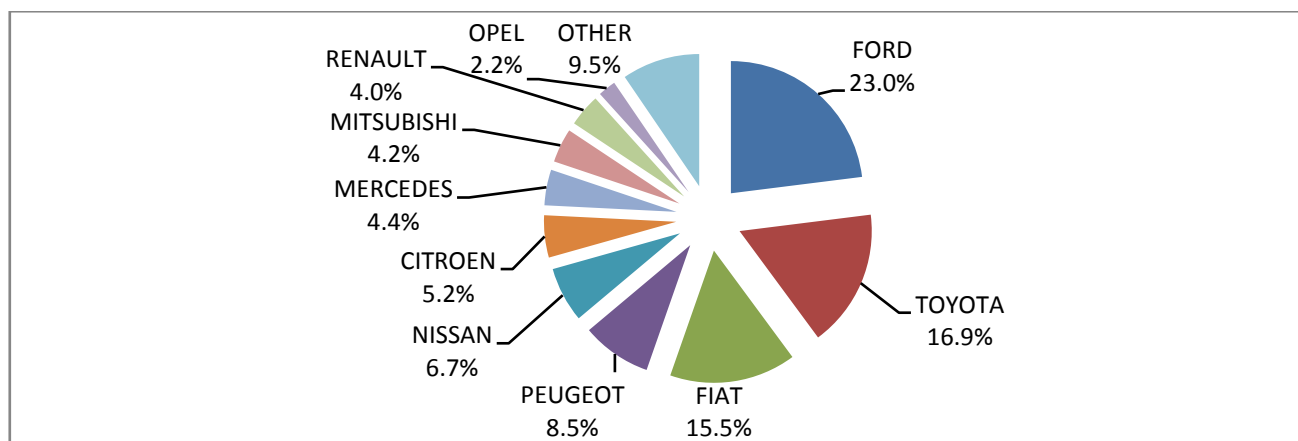
Table 5 (cont)
Sales of new and used lorries by make: September 2019 and January - September 2019

Make	Lorries			
	September		January - September	
	new	used	new	used
OPEL	11	58	158	627
PEUGEOT	43	65	652	434
PEUGEOT, CITROEN	11	-	75	-
PFAU	-	-	-	3
PIAGGIO	2	2	43	25
PIAGGIO / ΥΠΕΡΚΑΤΑΣΚΕΥΕΣ ¹	-	-	3	-
RENAULT	20	83	168	854
ROSSI, OLEODINA	-	-	2	-
SAVIEM	-	-	-	1
SCANIA	-	42	14	384
SCANIA / ΥΠΕΡΚΑΤΑΣΚΕΥΕΣ ¹	-	-	4	-
SCATTOLINI, NISSAN	-	1	-	1
SCODA	-	-	-	1
SEAT	-	2	-	8
SKODA	-	4	-	43
SSANGYONG	-	1	1	6
STEYER	-	-	-	2
SUZUKI	-	-	-	5
TATA	-	-	-	1
TERBERG	-	-	-	1
TOYOTA	85	46	889	598
TRASFORM-CAR S.N.C	-	-	1	-
UAZ	-	-	-	1
VOLKSWAGEN	9	82	306	851
VOLKSWAGEN / ΥΠΕΡΚΑΤΑΣΚΕΥΕΣ ¹	-	-	1	-
VOLVO	-	72	16	743
VOLVO / ΥΠΕΡΚΑΤΑΣΚΕΥΕΣ ¹	1	-	13	2
WILLYS	-	-	-	1
ΕΛΒΟ (STEYER)	-	1	-	1
ΗΦΑΙΣΤΟΣ ΣΤΕΦΑΝΟΥ ΑΒΕ	-	2	-	2
TOTAL	504	1,611	6,261	15,486

1 : With 2nd/3rd stage manufacturer in Greece.

2 : With 2nd/3rd stage manufacturer abroad.

Graph 10. Sales of new lorries by make (September 2019)



Graph 11. Sales of new lorries by make (January - September 2019)

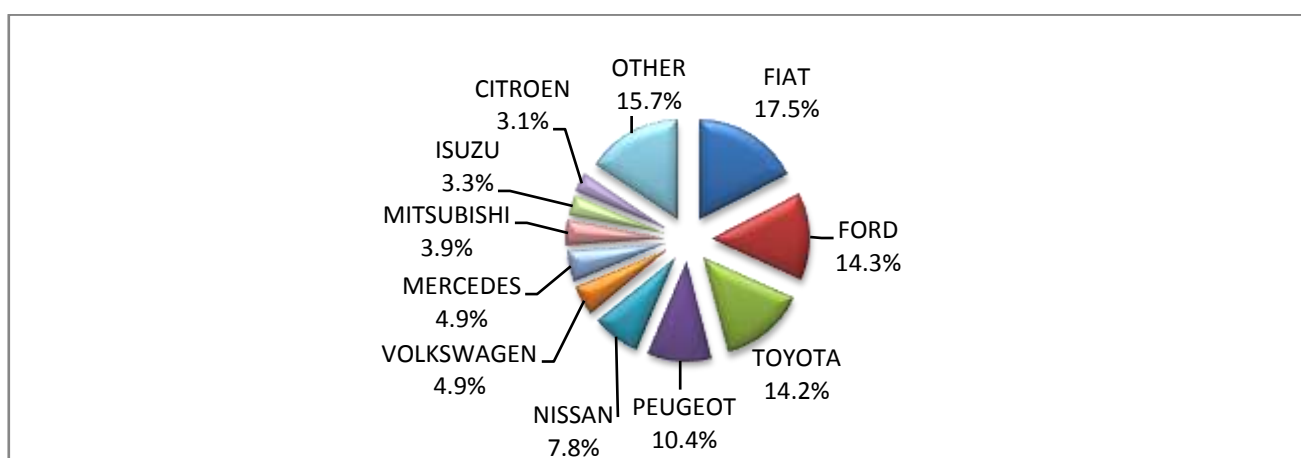


Table 6 (cont)

Sales of new and used buses by make: September 2019 and January - September 2019

Make	Buses			
	September		January - September	
	new	used	new	used
BMC	-	-	-	1
BOVA	-	3	-	80
CITROEN	-	-	-	1
DAF	-	-	-	4
EVOBUS	-	2	-	9
FIAT	-	1	1	6
FIAT / ΥΠΕΡΚΑΤΑΣΚΕΥΕΣ ²	-	-	12	-
FIAT IVECO	-	1	-	4
FORD	-	-	2	20
GULERYUZ	-	-	-	1
HYUNDAI	-	-	-	1
IRISBUS	-	-	-	2
IRIZAR	-	-	3	-
ISUZU	-	-	9	3
ISUZU, ANADOLU ISUZU, AIOS, AOS, TURKUAZ, TURQUOISE, GLOBUS	-	-	4	-

Table 6 (cont)
Sales of new and used buses by make: September 2019 and January - September 2019

Make	Buses			
	September		January - September	
	new	used	new	used
ISUZU, ANADOLU ISUZU, TURKUAZ, TURQUOISE, AIOS	-	-	7	-
IVECO	-	2	1	10
IVECO / ΥΠΕΡΚΑΤΑΣΚΕΥΕΣ ¹	-	-	1	-
JONCKHEERE	-	-	-	1
MAN	-	5	30	82
MAN/NEOPLAN	-	1	-	7
MERCEDES	1	70	34	578
MERCEDES / ΥΠΕΡΚΑΤΑΣΚΕΥΕΣ ¹	11	-	75	1
MERCEDES / ΥΠΕΡΚΑΤΑΣΚΕΥΕΣ ²	-	-	43	1
NEOPLAN	-	1	37	21
OPEL	-	-	12	-
OTOKAR	-	-	-	5
PACIFIC	-	-	-	1
RENAULT	-	-	-	3
SAAB	-	-	-	1
SCANIA	-	3	2	19
SCANIA / ΥΠΕΡΚΑΤΑΣΚΕΥΕΣ ²	-	-	4	-
SETRA	-	6	9	62
TEMSA	-	3	3	33
UNVI	-	-	-	1
VAN HOOL	-	-	1	4
VOLKSWAGEN	-	2	-	18
VOLVO	-	-	-	12
XIAMEN KING LONG	-	2	-	7
TOTAL	12	102	290	999

1 : With 2nd/3rd stage manufacturer in Greece.

2 : With 2nd/3rd stage manufacturer abroad.

Graph 12. Sales of new buses by make (January - September 2019)

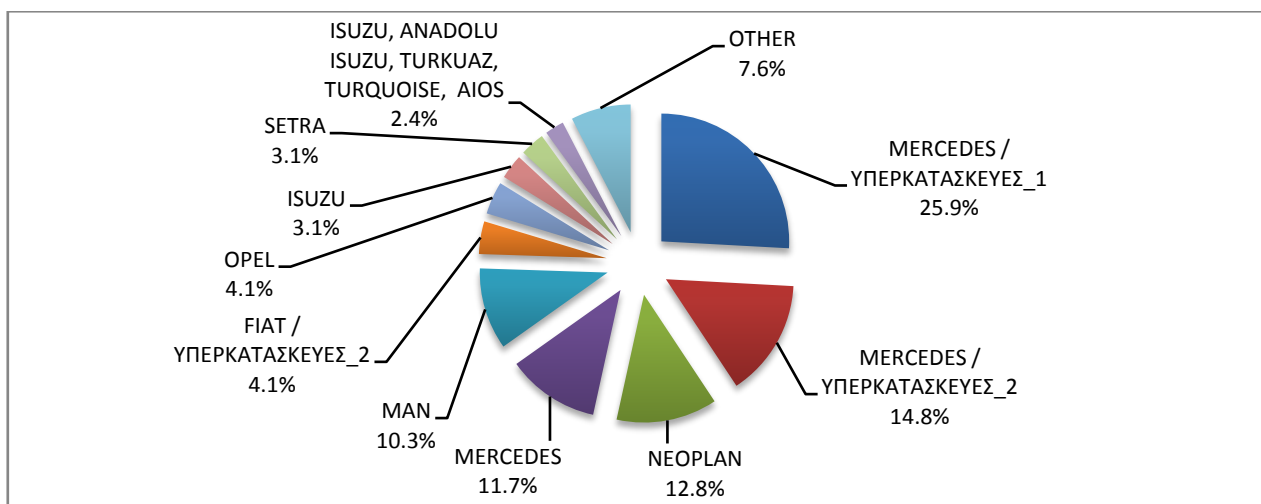


Table 7

Sales of new and used motorcycles by make or manufacturer: September and January - September 2019

Make	Motorcycles			
	September		January - September	
	new	used	new	used
ACCESS	-	-	1	-
ADIVA	-	-	-	1
AEON MOTOR	1	1	2	1
APRILIA	3	4	29	74
APRILIA, DERBI, GILERA di Piaggio & C. S.p.A.	-	-	3	-
ARIEL	-	-	-	1
AYO, HAOJIANG, ZHONGYU, THUMP, THUMPSTAR, KIDEN, ZONTES, Junak, SENKE, TANNY, TYAN, ROMET, ROMET MOTORS, ROUTER	-	-	9	-
BAJAJ	6	-	41	-
BAOTIAN	1	-	1	-
BASHAN	-	-	2	2
BASHAN, AMGroup, AMGroup Bike, DON, IRBIS, WORKER BEAR, Nomik ATV 2	-	-	28	-
BENELLI	20	-	266	3
BENZHOUE	-	1	-	3
BETA	5	-	30	2
BMW	58	13	590	122
BOMBARDIER RECREATIONAL PRODUCTS ING (BRP)	-	-	7	3
BRIXTON	2	-	48	-
C.P.I. MOTOR	-	-	-	1
CECTEK	-	-	1	-
CENNTRO, PLANTE	-	-	1	-
CFMOTO	12	1	146	3
CFMOTO, GOES	1	-	154	1
CG	-	-	2	-
CHANGZHOU KWANG	-	-	-	1
CHONGQING LIFAN	-	-	-	1
CLUB CAR, LLC	-	-	-	4
DAELIM	7	-	28	4
DAYANG, DAYTONA	-	-	4	3
DAYANG, DAYTONA MOTORS, NIPPONIA, KUBA	79	-	481	-
DAYANG, DAYTONA MOTORS, NIPPONIA, SALCANO	327	1	2,448	7
DAYANG, ECOCREMO, ECOOTER, ECOOTOR, PINK, AGM, JCADI, Vmoto, TilGreen	-	-	1	-
DEZHOU FULU VEHICLE	-	-	1	-
DIVINESTAR&MOON, GSMOON, QSTRONG	-	-	-	1
DONGFANGLONG, DFLONG, MBMOTO	-	-	1	-
DUCATI	15	4	126	36
EAGLE	-	-	2	-
EVA, EMBUGGY, VINTAGE, EVANGEL	-	-	24	1
FANTIC MOTOR	1	-	4	-
FOSTI, PEDA MOTOR, SUMCO, ZNEN, BTC, BARTON MOTORS, COLIBRI, DIRECT BIKES, EUROCKA MOTORCYCL, ITALO, JUNAK, JM	-	-	-	1
GAS GAS	-	-	6	-
GILERA	-	1	-	8
GILERA, PIAGGIO	-	1	-	5
GOUPIL	-	-	3	-
GUANGZHOU DAYANG MOTORCYCLE	-	-	-	1

Table 7 (cont)

Sales of new and used motorcycles by make or manufacturer: September and January - September 2019

Make	Motorcycles			
	September		January - September	
	new	used	new	used
HANWAY, MASAI, JUNAK, Motorini, STMAX, ROMET, CLS, ROMET MOTORS, GEMINI, RIVERO	1	-	2	-
HAOJIAN, ZONTES, TAYO, Sharpon, IFINO, KIDEN, ZHONGYU, CUBTOM, DIYUN, NAMIN, TIM DERVI, VUKA, THUMP, RIPPER	1	-	12	-
HARLEY DAVIDSON	3	7	81	69
HEINKEL AG	-	-	-	1
HER CHEE, ADLY MOTO, MOTO ROMA	-	-	1	-
HESHAN, GOUJI, NANLIAN, MOTORCYCLE INDUSTRY, ORCAL, AJS, HERALD MOTOR COMPANY, MACBOR, MOTOBİ	2	-	4	-
HI-BIRD, KOAYENG, BELDERIA, OSMAN	-	-	-	1
HM	-	-	-	1
HONDA	326	62	3,183	565
HSUN, HISUN, APACHI, Mx, MASAI, HYTRACK, TRAPPER, PUMAREX, GEON, ASYAMOTOR, DAYTONA MOTORS, KRAL	2	-	204	-
HUONIAO, DH.HAOTIAN, MOTORINI, PEGASUS, MASH	-	-	2	-
HUSABERG	-	1	-	4
HUSQVARNA	5	-	24	1
HYOSUNG & S&T KANUNI	-	-	3	1
IANYING, TYM, XINBEN, TEYIN, RIYA, ONGYUNDA, SANBEN, ALFA, Senzo, La Souris, TCB, KENTOYA	2	-	20	-
INDIAN MOTORCYCLE	1	-	12	-
ISSETTA	-	1	-	1
ITALCAR	-	-	2	-
JIAJUE, JOYRACE, MAXON, GINEVA MOTO, MONDIAL, UGUR, DERRACE, VIARELLI, Berini, MAGPOWER, ROMET MOTORS	1	-	3	-
JIANSHE	-	-	7	-
JIAYUAN	1	-	26	-
JINLANG, ZUNDAPP, XHODNA, APGmoto, COLIBRI, RAZORY, VIARELLI, SUMCO, FLEX TECH, IVA, TNT moto	-	-	8	-
JMSTAR, SHENKE, HUIBANG, JONWAY, MOTORAN, MINELLI, LAPO MOTORS	1	-	1	-
JONWAY, SHENKE, HUIBANG	-	-	1	-
KAWASAKI	14	4	186	54
KEEWAY	-	-	1	-
KENOS	-	-	-	1
KLHMASAI	-	-	-	1
KTM	25	4	240	34
KWANG YANG	-	1	-	15
KYMCO	209	46	1,979	387
LAMBRETTA	-	-	14	-
LAVERDA	-	-	-	2
LIFAN, HONLEI, SKYGO, BISAN-LIFAN	-	-	1	-
LIFAN, SKYGO, HONLEI, BISAN-LIFAN, TRUVA, SALCANO, YUKI, RAMZEY, BRANSON, SUMCO, NEMO, XPLORER, LEVO, ACONDA	-	-	1	-
Lingzhida, LINZDA, LINDN, LINYI, LONGMAO, NLIGHT	-	-	2	-
LINHAI, KUBA, ONLINE, LHY	3	-	59	-

Table 7 (cont)

Sales of new and used motorcycles by make or manufacturer: September and January - September 2019

Make	Motorcycles			
	September		January - September	
	new	used	new	used
LINHAI, LHY, KUBA	-	-	2	-
LINHAI, LHY, KUBA, HYTRACK	-	-	3	-
LINHAI, LHY, KUBA, online	-	-	24	-
LINHAI, SINNIS	-	-	1	-
LML	-	-	-	2
LONCIN	-	-	-	2
LONGJIA, ITALJET, ORCAL, BEELINE	-	-	8	1
LONGJIA, ITALJET, ORCAL, BEELINE, ROMET MOTORS, GEMINI, LEXMOTO, JAHANRO, VGA, DAYTONA MOTORS	2	-	26	-
LONGJIA, ORCAL, TNT MOTOR, BEELINE, VGA, ITALJET, GEMINI, lexmoto, Jahanro, italo, NECO	4	-	63	1
LVNENG	-	-	1	-
MALAGUTI	-	-	-	14
MBK	12	1	56	18
MELEX	-	-	1	-
MG MOTO	2	-	26	-
MGK HM	214	1	1,929	6
MINSK, ZONGSHEN, IRIBIS, MONDIAL, LEXMOTO, JUNAK, HONLEY, OVERBIKES	-	-	3	-
MODENAS	-	-	-	7
MONDIAL, PELPI INTERNATIONAL	1	-	9	-
MOTO GUZZI	2	-	41	2
MOTO S.P.A	-	-	3	-
MSTAR, JONWAY, SHENKE, HUIBAN	-	1	-	1
MV AGUSTA	-	-	4	1
NINGBO DONGFANG LINGYU	-	-	1	-
NIU, NUUV	-	-	22	-
PEUGEOT	11	4	154	21
PGO	-	-	2	-
PIAGGIO	622	42	5,428	412
PIAGGIO, APRILIA	-	-	-	2
PIONEER	-	-	-	1
POLARIS	1	-	96	4
QINGQI	-	-	4	-
QINGQI, CLEVELAND CYCLEWERKS ACE, CLEVELAND ACE, CLEVELAND CYCLEWERKS ACE DELUXE	1	-	9	-
QINGQI, PIONEER, i-moto, SUPERBYKE, KENROD, QLINK,YUKI, SACHS-Bikes, DAYTONA, KADIRGA	-	-	3	-
QJ, QJIANG, KEEWAY, LEONE, KUBA, RKS, TELL, EMPIRE KEEWAY, BENELLI, VENGO	40	-	491	5
QJ, QJIANG, KEEWAY, LEONE, tell, KUBA, RKS, BENELLI, VENGO	4	1	98	1
QSTRONG	-	-	-	1
QUADDY	-	-	1	-
QUADRO, QUADRO VEHICLES	1	-	7	3
RAGE	-	-	-	1
REGARD, GOES, HIGHROADER, VOCH, FRISIAN MOTORS	-	-	1	-
RENLI	-	-	2	-
REVA	-	-	-	1
ROYAL ENFIELD	2	-	15	2

Table 7 (cont)

Sales of new and used motorcycles by make or manufacturer: September and January - September 2019

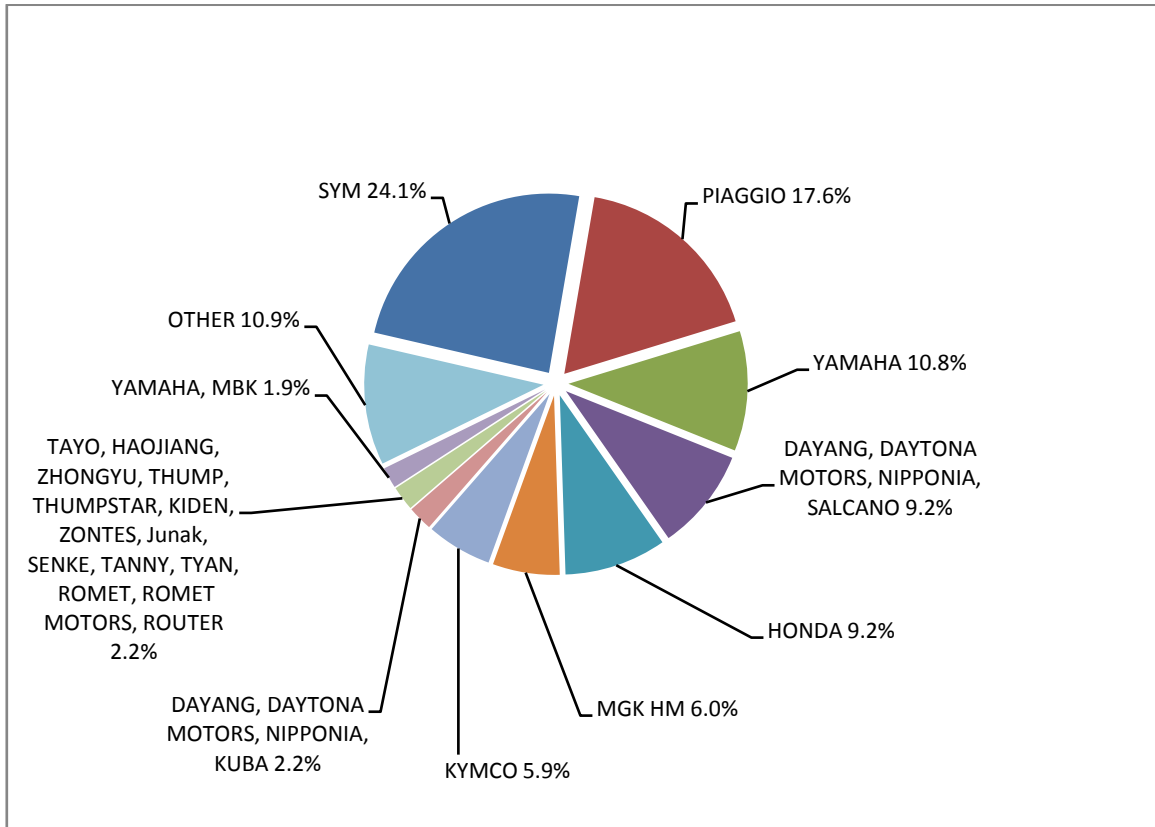
Make	Motorcycles			
	September		January - September	
	new	used	new	used
Royalloy, Royal Alloy, RA, SCOMADI, VALENTINO, VALENTINO MOTORI	2	-	21	-
SANYANG	-	2	-	14
SCUTUM, ETRIX, SILENCE	-	-	1	-
SHANYANG, ATLAS PANTHER, YAMAZUKI MOTO, MOTORKING, Hirlee, XB	2	-	33	1
SHARE'NGO, ZHIDOU	-	-	2	16
SHENGWO NEW ENERGY, YUKI	1	-	1	-
SHERCO	-	-	5	5
SHINERAY, MONDIAL, DAYTONA MOTORS, WK, ROMET MOTORS, MASH, M1NSK, WK BIKES	2	-	20	1
SKYTEAM, SACIN, METALCO, SOKUDO, BAZUKA, MINICO, MOTOS BORDOY, SUMCO	-	-	4	2
SKYTEAM, SACIN, METALCO, SOKUDO, BAZUKA, MINICO, MOTOS BORDOY, SUMCO, ROXON, CSR, MONKEY BIKES, FAZTEK	4	-	8	-
SKYTEAM, SASIN, CSR, METALCO, SOKUDO, BAZUKA, MINICO, MOTOSBASI	-	-	10	1
STMAX, KINGDAY	-	-	1	-
SUZUKI	24	21	324	182
SWM	1	-	2	-
SYM	854	14	7,153	139
TAYO, HAOJIANG, ZHONGYU, THUMP, THUMPSTAR, KIDEN, ZONTES, Junak, SENKE, TANNY, TYAN, ROMET, ROMET MOTORS, ROUTER	78	1	392	2
TCB	-	-	1	-
TGB	-	-	-	2
TIANYING, RIYA, HONGYUNDA, TYM, HONLING	6	-	13	-
TIANYING, RIYA, HONGYUNDA, TYM, HONLING, TAMCO, ALISON, DMK MOTORS, WLIE, LEEWAY, WLXQ, AP Gmoto, ALFA	2	-	39	1
TIANYING, TYM, XINBEN, TEYIN, RIYA, HONGYUNDA, SANBEN, ALFA, Senzo, La Souris, TCB	10	-	24	-
TM RACING	-	-	1	1
TODAY SUNSHINE	-	-	2	-
TRIUMPH	14	-	116	14
TUK TUK FACTORY , Tuk Tuk Company, Tuk Tuk, Ecotuk, Eco-Tuk, Tuk-E, E-tuk, Tuxi, TTF, TTC, tripp, Sam-Lor	-	-	5	-
UM	-	-	-	1
VALENTI	-	-	-	1
VICTORY MOTORCYCLES DIVISION, POLARIS INDUSTRIES INC	-	-	-	2
VMOTO, E-MAX, FMC, JINYING, DAO, VENGO, TELL, SXT	-	-	3	-
WANGYE, SANBEN, UM, KENOS, SUPERBYKE, MDC, MISTRAL, STREET ELEGANCE, 4WMOTO, RIVERO, VIKERS, ZIPP, SANLI, GOWINN	-	-	6	-
WONJAN, SAMADA	-	-	2	-
XGJAO, ZIPP, TOROS, ROMET, ROMET MOTORS, ROUTER, VEEROAD, DAYTONA MOTORS, GEMINI, MH MOTORCYCLES, MTG MOTORS	12	-	112	1
XINGYUE, QSTRON	-	-	1	-
YAMAHA	383	73	3,021	667

Table 7 (cont)

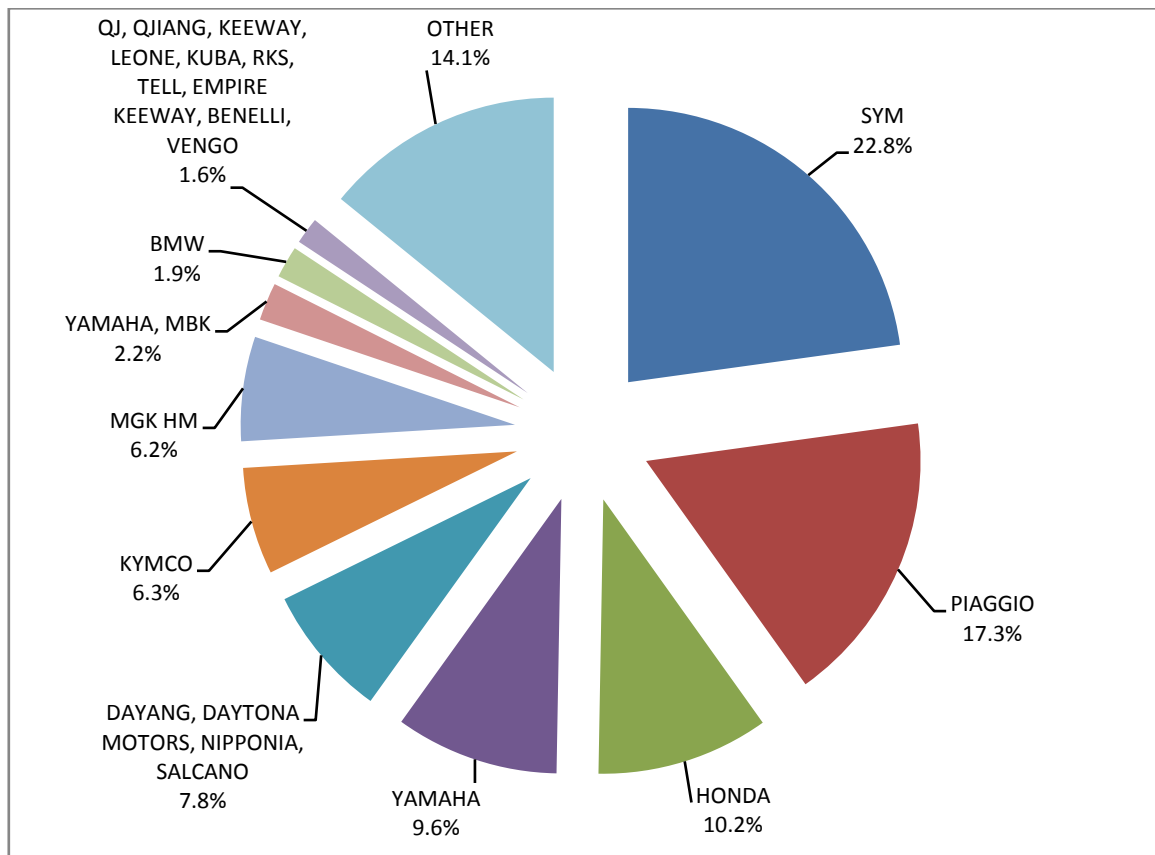
Sales of new and used motorcycles by make or manufacturer: September and January - September 2019

Make	Motorcycles			
	September		January - September	
	new	used	new	used
YAMAHA, MBK	67	-	697	2
YINGANG, BENYI, ROMET MOTORS, YUKI, ROUTER, MOTORAN, DAYTONA MOTORS, M1NSK, HAMACHI, KUBA, MONDIAL	5	-	60	-
YINXIANG, KENBO	-	-	5	-
YINXIANG, MONDIAL, GEMINI, TCB	1	-	8	-
ZHONGNENG, ZNEN, AGM, AJS, YUKI, COLIBRI, EUROCKA, BTC, NOVA MOTORS, LEXMOTO, Actionbikes Motors	14	1	86	1
ZHONGNENG, ZNEN, AGM, AJS, YUKI, COLIBRI, EUROCKA, BTC, NOVA MOTORS, LEXMOTO	5	-	32	-
ZHONGNENG, ZNEN, DADO, DIRECT BIKES, GOWINN, VIVACOX, NECO, AGM, LEE, ASYA	-	-	1	2
ZONGSHEN, ZIP STAR, Lexmoto, ICONE, VORTEX, M1NSK, MACBOR, MONDIAL, ROMET MOTORS, SINNIS, SPARKSTER, OVER BIKES	1	-	9	-
ZONGSHEN, ZIP STAR, ZEALSUN, KENTOYA, MOTOROMA, PRONAR, KEEWAY, MOTOVELO, ASYA	1	-	3	1
ZONGSHEN, ZIP STAR, ZEALSUN, RYMCO	-	-	15	-
ZONGSHEN, ZIPSTAR, ICONE, JUNAK, Lexmoto, MH Motorcycles, MINSK, MONDIAL, ROMET MOTORS, SINNIS, SPARKSTER	1	-	4	-
ZONGSHEN, ZIPSTAR, ZEALSUN, KENTO	-	-	5	-
TOTAL	3,544	315	31,351	2,996

Graph 13. Sales of new motorcycles (September 2019)



Graph 14. Sales of new motorcycles (January - September 2019)



EXPLANATORY NOTES

Survey on the issuing of new road motor vehicle circulation licenses	The survey on the issuing of new motor vehicle circulation licenses is a census survey. The released data give information, at country level, on the brand and type of the motor vehicle, as well as whether it is new or used. The survey does not include vehicles that move on rails, trolley busses, agricultural tractors and machinery. In addition, the following are excluded: all motor vehicles of the Armed Forces, Police, Fire Brigade, State Services, Diplomatic Corps, Foreign Missions, and Invalids of Wars, as well as motorcycles with a cylinder capacity less than 50 cc.
Legal basis	Law 3832/2010
Reference Period	September 2019
Coverage	The production of monthly data is based on the registers held by the Ministry of Infrastructure, Transport and Networks, which records all the monthly changes observed in the vehicle registration licenses at country level.
Definitions	<p>Road motor vehicle is any vehicle that, irrespective of the number of wheels, is moved by an engine and is designed to transport persons or cargo or both of them, either they are on the same single vehicle or on a trailer carried by the main motor vehicle.</p> <p>New road motor vehicle is any motor vehicle that is registered for the first time in Greece during the reference month and has not been put into circulation in any other country.</p> <p>Used motor vehicle is any motor vehicle that is registered for the first time in Greece and has been imported as a used one from abroad</p> <p>Passenger motor vehicle: it is a motor vehicle designed to carry mostly people, having no more than 9 seats, including the driver's seat.</p> <p>Bus: it is a motor vehicle, which is designed to carry mostly people, having more than 10 seats, including the driver's seat. In the corresponding tables of this Press Release, this category also includes articulated buses.</p> <p>Lorry: it is motor vehicle designed to carry mostly cargo. In the corresponding tables of this Press Release, this category also includes tractors, tow trucks, articulated tractors, and trucks with trailers.</p> <p>Motorcycle: any two-wheeled motor vehicle, with or without sidecar, with maximum authorized design speed over 45 km/h, or in case it is powered by a combustion engine, with a cylinder capacity of 50 cc or over. In the corresponding tables of this Press Release, this category also includes the three-wheeled motor vehicles – motor tricycles.</p> <p>Tricycle motor vehicle: it is a motor vehicle with three symmetrical wheels with maximum authorized design speed over 45 km/h, or in case it is powered by a combustion engine, with a cylinder capacity over the 50 cc. This category also includes four-wheel vehicles, except the light four-wheel motorcycles, whose empty vehicle tare (excluding the weight of the fuel or mixture of fuel-oil or the weight of the batteries for electric cars) is up to 400 kg in the case the vehicle is designed for passenger use or up to 550 kg in case the vehicle is designed to carry cargo and whose engine is up to 15KW.</p>
Methodology	Exhaustive Survey. The primary data derive from the Ministry of Infrastructure, Transport and Networks and are based on the issuing of new circulation licenses as they are registered by the Regional Offices for Transport and Communications.
References	More information (graphs, tables) concerning the survey on the issuing of new motor vehicle circulation licenses are available on the webpage of ELSTAT, www.statistics.gr , under the link http://www.statistics.gr/en/statistics/-/publication/SME24/