



PRESS RELEASE

ISSUING OF MOTOR VEHICLE LICENSES: JULY 2017

The Hellenic Statistical Authority announces that in July 2017, 14,998 road motor cars (both new and used from abroad) were put into circulation for the first time, recording a 28.3% increase compared with the corresponding month of 2016 when the number of road motor cars was 11,687. In July 2016, a 42.9% increase had been observed in comparison with the corresponding month of 2015 (Table1, Graphs 1,2,3,5). A total number of 9,058 new cars were put into circulation in July 2017 compared with 7,578 in July 2016, recording a 19.5% increase.

The new motorcycles (over 50cc) that were put into circulation for the first time in July 2017 amounted to 4,001, against 5,153 in 2016, thus recording a 22.4% decrease. In July 2016, a 67.0% increase had been observed in comparison with the corresponding month of 2015 (Table 1, Graph 4). Out of the above motorcycles 3,681 were new, while the corresponding figure in July 2016 was 4,852, recording a 24.1% decrease.

During the period January - July 2017, 99,588 road motor cars (both new and used from abroad) were put into circulation for the first time, representing an increase of 18.3% compared to the corresponding period of 2016 when the number of road motor cars was 84,217. During the period January - July 2016 an increase of 12.9% had been observed in comparison with the corresponding period of 2015 (Table3, Graphs 6,7). Out of the above number of road motor cars that were put into circulation, from January to July 2017, 63,165 were new, while the corresponding number during the respective period of 2016 was 58,127, recording an increase of 8.7%.

During the period January - July 2017 the circulation of new motorcycles (over 50cc) amounted to 19,855 against 25,541 in 2016, thus representing a 22.3% decrease. An increase of 13.2% had been observed during the period January - July 2016 in comparison with the corresponding period of 2015 (Table 3, Graphs 6,7). A total number of 18,045 new motorcycles were put into circulation, from January to July 2017, compared with 23,853 during the corresponding period of 2016, recording a 24.3% decrease.

Information:

Trade and Services Statistics Division

Transport, Communications and Mass Media Section

Konstantinos Menexes

Tel: +30 213 135 2500

FAX: +30 213 135 2496

E-mail : k.menexes@statistics.gr

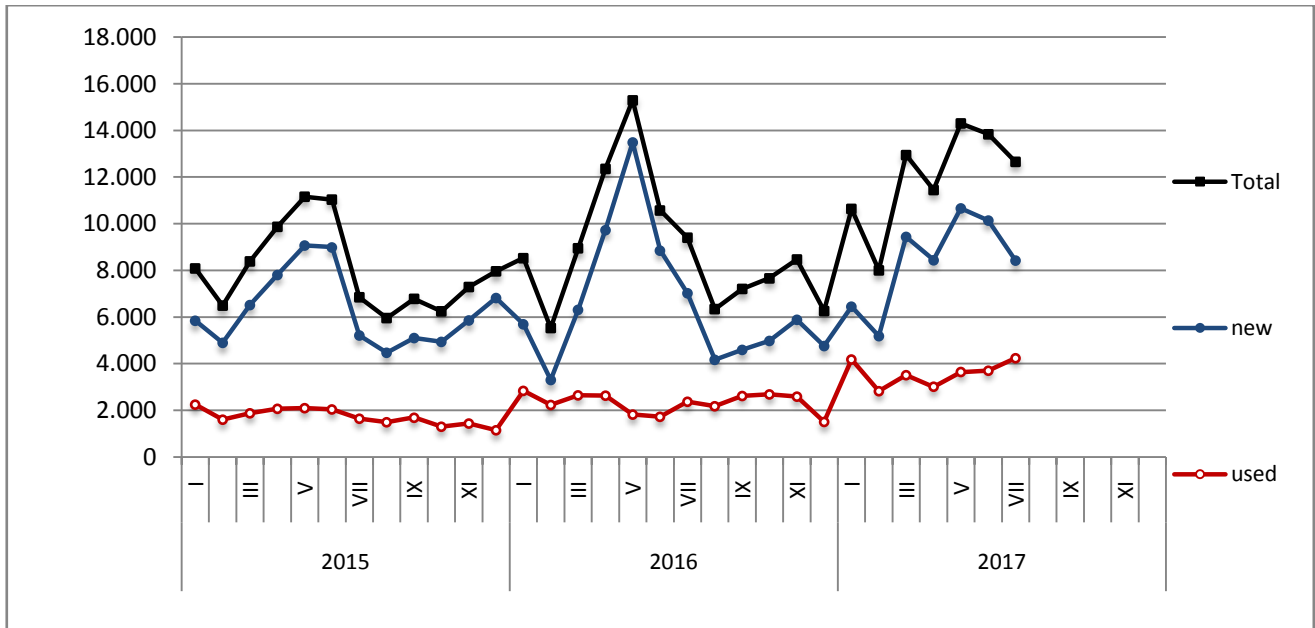
Table 1. Road motor vehicles, both new and used, put into circulation for the first time in Greece: July 2015 - 2017

| Category of Road Motor Vehicles | July | | | | | | | | | Change (%) | | | | | |
|---------------------------------|--------|-------|-------|--------|--------|-------|--------|--------|-------|------------|--------|--------|-----------|--------|--------|
| | 2015 | | | 2016 | | | 2017 | | | 2016/2015 | | | 2017/2016 | | |
| | Total | New | Used | Total | New | Used | Total | New | Used | Total | New | Used | Total | New | Used |
| Greece, total | | | | | | | | | | | | | | | |
| Road Motor Vehicles,total | 11,266 | 8,383 | 2,883 | 16,840 | 12,430 | 4,410 | 18,999 | 12,739 | 6,260 | 49.5% | 48.3% | 53.0% | 12.8% | 2.5% | 42.0% |
| 1. Road motor cars | 8,181 | 5,521 | 2,660 | 11,687 | 7,578 | 4,109 | 14,998 | 9,058 | 5,940 | 42.9% | 37.3% | 54.5% | 28.3% | 19.5% | 44.6% |
| Passenger Cars | 6,856 | 5,215 | 1,641 | 9,401 | 7,028 | 2,373 | 12,659 | 8,419 | 4,240 | 37.1% | 34.8% | 44.6% | 34.7% | 19.8% | 78.7% |
| Buses | 60 | 11 | 49 | 88 | 14 | 74 | 104 | 16 | 88 | 46.7% | 27.3% | 51.0% | 18.2% | 14.3% | 18.9% |
| Lorries | 1,265 | 295 | 970 | 2,198 | 536 | 1,662 | 2,235 | 623 | 1,612 | 73.8% | 81.7% | 71.3% | 1.7% | 16.2% | -3.0% |
| 2. Motorcycles > 50 cc | 3,085 | 2,862 | 223 | 5,153 | 4,852 | 301 | 4,001 | 3,681 | 320 | 67.0% | 69.5% | 35.0% | -22.4% | -24.1% | 6.3% |
| Prefecture of Attica | | | | | | | | | | | | | | | |
| Road Motor Vehicles,total | 5,282 | 4,509 | 773 | 8,238 | 6,907 | 1,331 | 9,352 | 7,417 | 1,935 | 56.0% | 53.2% | 72.2% | 13.5% | 7.4% | 45.4% |
| 1. Road motor cars | 4,277 | 3,540 | 737 | 6,357 | 5,071 | 1,286 | 7,891 | 5,990 | 1,901 | 48.6% | 43.2% | 74.5% | 24.1% | 18.1% | 47.8% |
| Passenger Cars | 3,992 | 3,422 | 570 | 5,755 | 4,823 | 932 | 7,187 | 5,631 | 1,556 | 44.2% | 40.9% | 63.5% | 24.9% | 16.8% | 67.0% |
| Buses | 16 | 6 | 10 | 21 | 4 | 17 | 36 | 8 | 28 | 31.3% | -33.3% | 70.0% | 71.4% | 100.0% | 64.7% |
| Lorries | 269 | 112 | 157 | 581 | 244 | 337 | 668 | 351 | 317 | 116.0% | 117.9% | 114.6% | 15.0% | 43.9% | -5.9% |
| 2. Motorcycles > 50 cc | 1,005 | 969 | 36 | 1,881 | 1,836 | 45 | 1,461 | 1,427 | 34 | 87.2% | 89.5% | 25.0% | -22.3% | -22.3% | -24.4% |

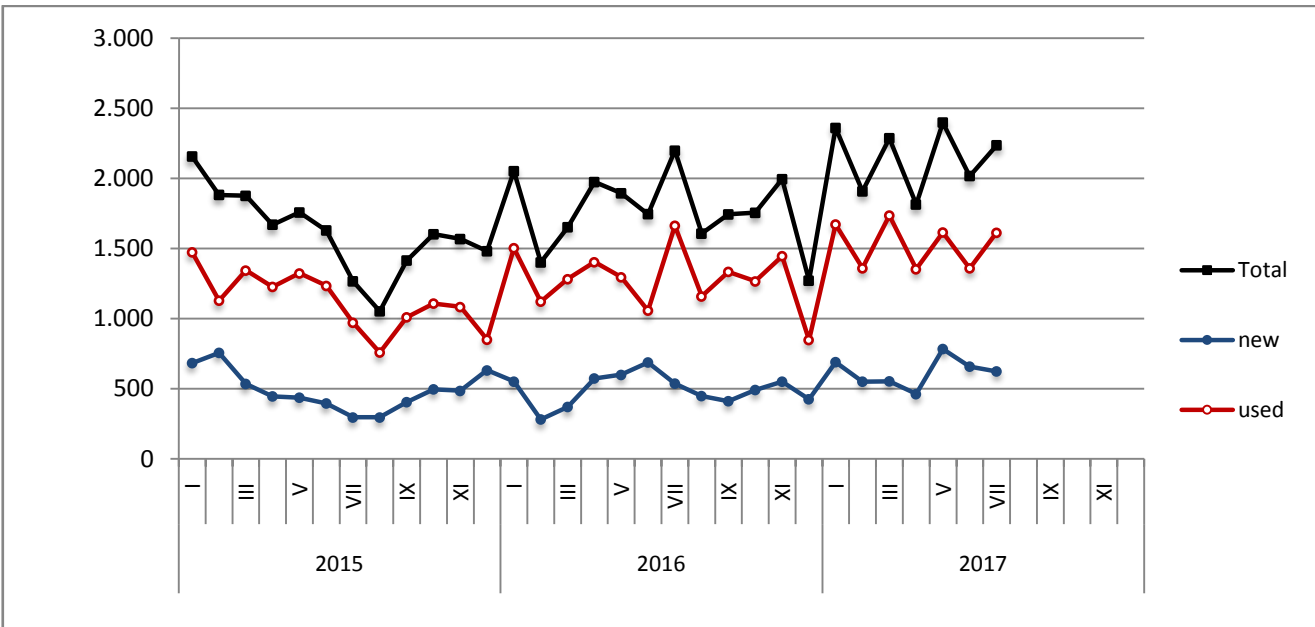
Table 2. Road motor vehicles, both new and used, put into circulation for the first time in Greece: August 2015 - July 2017

| Category of Road Motor Vehicles | Average Aug. 2015 - Jul. 2016 | | | Average Aug. 2016 - Jul. 2017 | | | Change (%) | | |
|---------------------------------|-------------------------------|--------|-------|-------------------------------|--------|-------|---|-------|-------|
| | | | | | | | Average Aug. 2016 - Jul. 2017 / Average Aug. 2015 - Jul. 2016 | | |
| | Total | New | Used | Total | New | Used | Total | New | Used |
| Greece, total | | | | | | | | | |
| Road Motor Vehicles,total | 13,781 | 10,398 | 3,383 | 15,225 | 10,469 | 4,757 | 10.5% | 0.7% | 40.6% |
| 1. Road motor cars | 10,482 | 7,303 | 3,179 | 12,023 | 7,495 | 4,529 | 14.7% | 2.6% | 42.5% |
| Passenger Cars | 8,741 | 6,797 | 1,944 | 9,985 | 6,927 | 3,058 | 14.2% | 1.9% | 57.3% |
| Buses | 72 | 14 | 58 | 90 | 14 | 75 | 24.8% | 3.0% | 30.0% |
| Lorries | 1,669 | 492 | 1,177 | 1,949 | 553 | 1,396 | 16.8% | 12.4% | 18.6% |
| 2. Motorcycles > 50 cc | 3,299 | 3,095 | 204 | 3,202 | 2,974 | 228 | -2.9% | -3.9% | 11.8% |

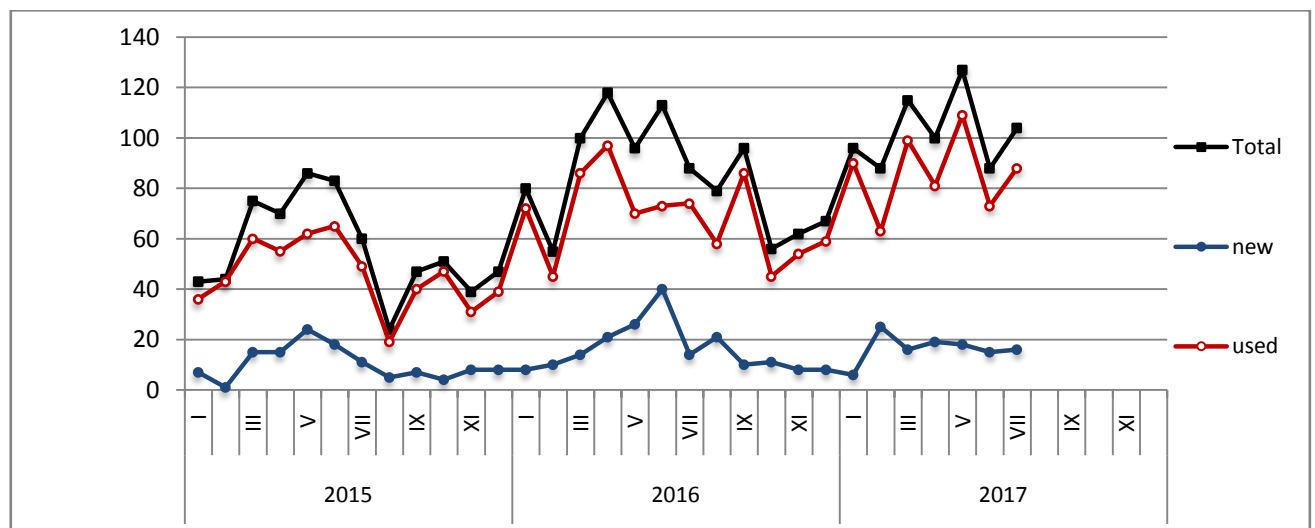
Graph 1: Passenger Cars (January 2015 - July 2017)



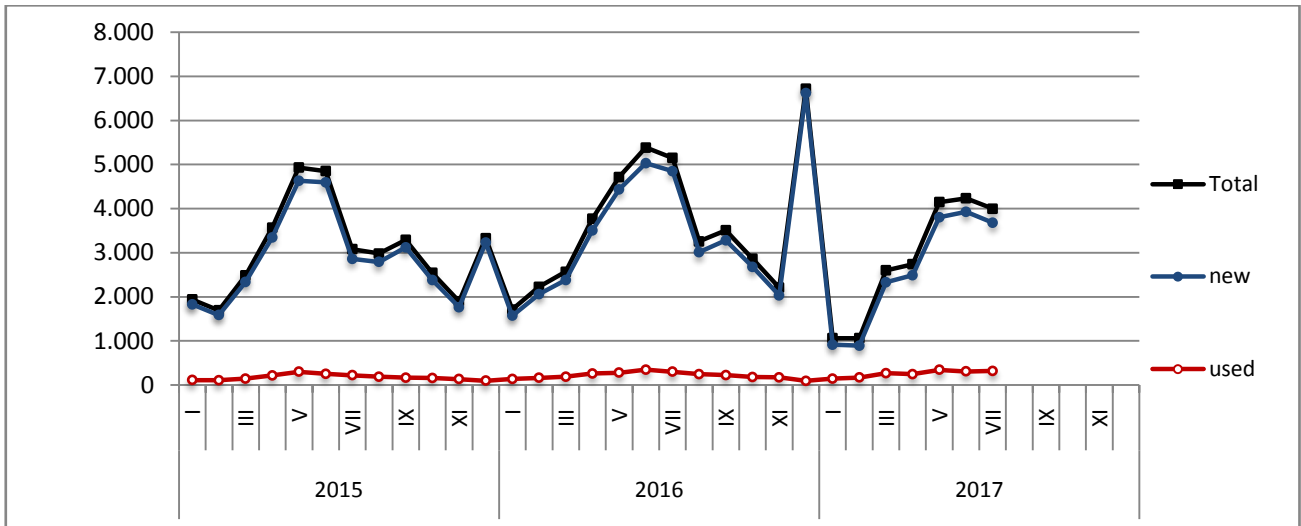
Graph 2: Lorries (January 2015 - July 2017)



Graph 3: Buses (January 2015 - July 2017)



Graph 4: Motorcycles (January 2015 - July 2017)



Graph 5: New Registrations of Motor Vehicles (July 2017)

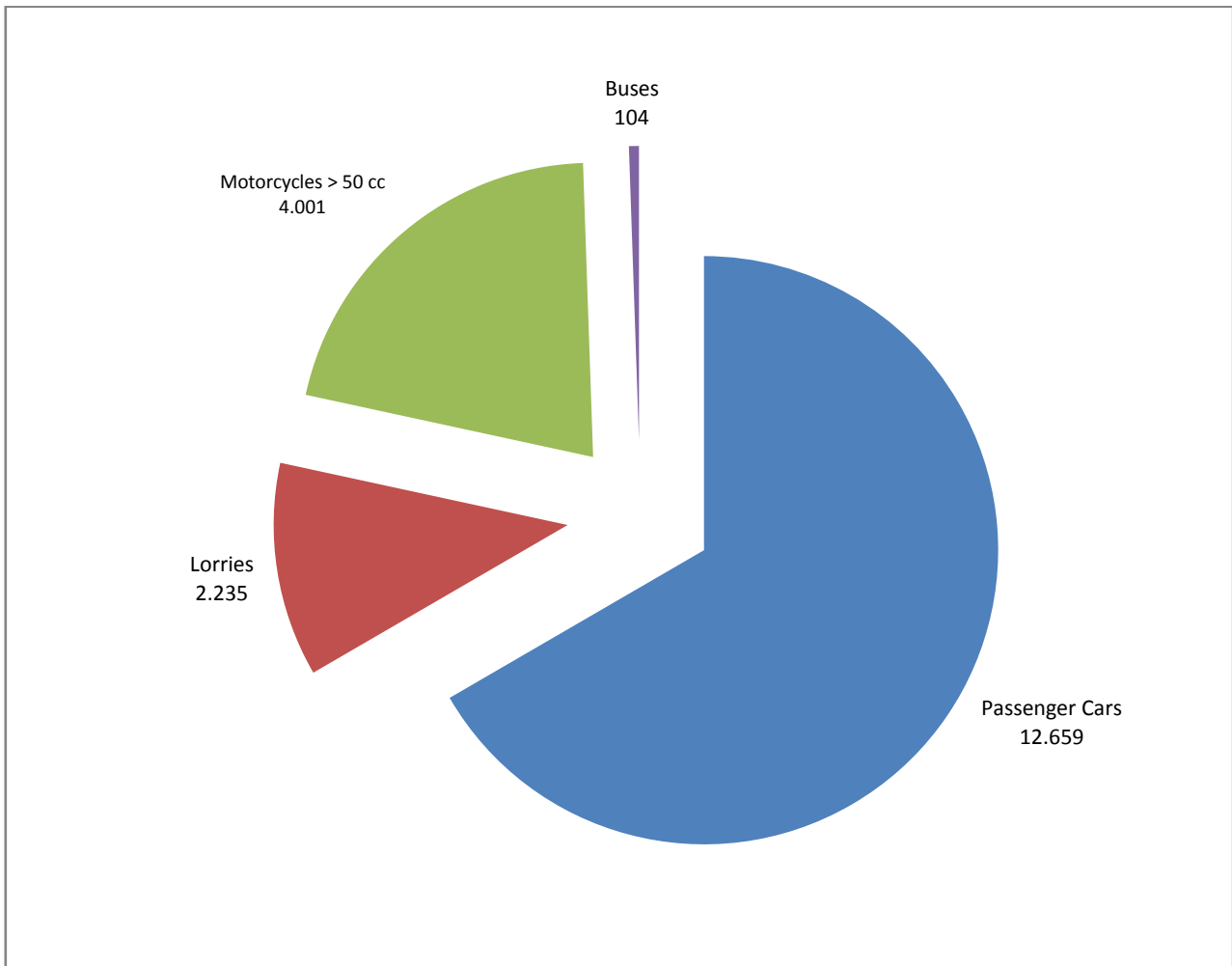
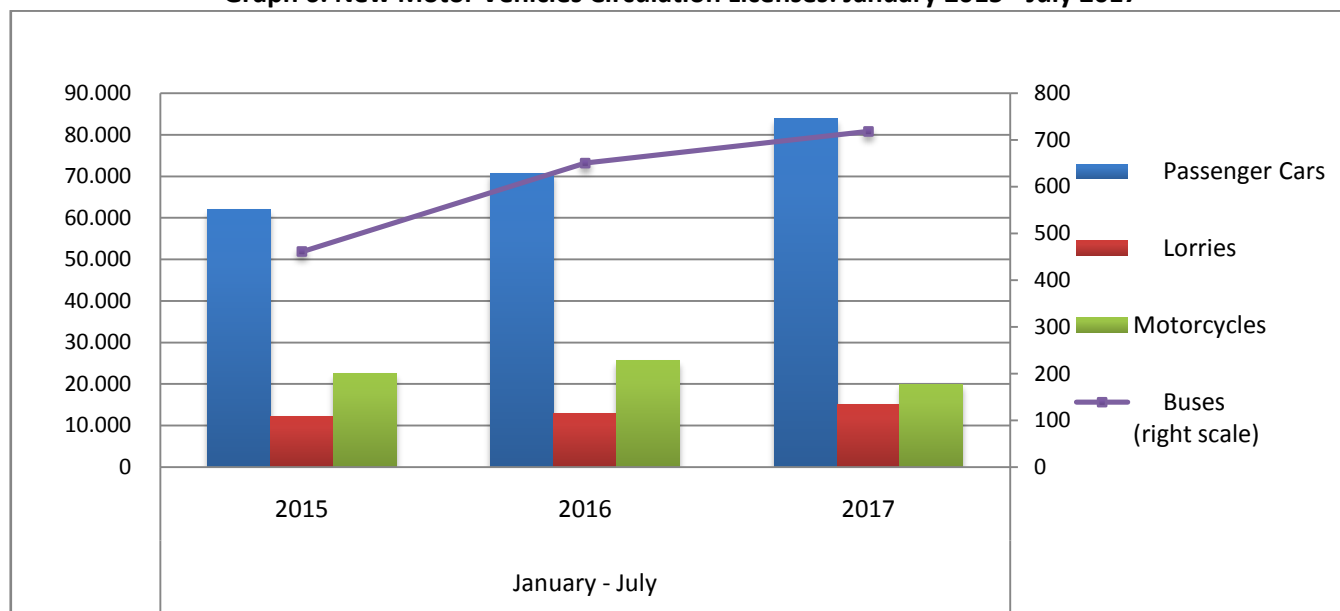


Table 3. Road motor vehicles, both new and used, put into circulation for the first time in Greece: Jan. 2015 - Jul. 2017

| Category of Road Motor Vehicles | January - July | | | | | | | | | Change (%) | | | | | |
|---------------------------------|----------------|--------|--------|---------|--------|--------|---------|--------|--------|------------|-------|--------|-----------|--------|-------|
| | 2015 | | | 2016 | | | 2017 | | | 2016/2015 | | | 2017/2016 | | |
| | Total | New | Used | Total | New | Used | Total | New | Used | Total | New | Used | Total | New | Used |
| Greece, total | | | | | | | | | | | | | | | |
| Road Motor Vehicles, total | 97,160 | 73,148 | 24,012 | 109,758 | 81,980 | 27,778 | 119,443 | 81,210 | 38,233 | 13.0% | 12.1% | 15.7% | 8.8% | -0.9% | 37.6% |
| 1. Road motor cars | 74,603 | 51,958 | 22,645 | 84,217 | 58,127 | 26,090 | 99,588 | 63,165 | 36,423 | 12.9% | 11.9% | 15.2% | 18.3% | 8.7% | 39.6% |
| Passenger Cars | 61,910 | 48,327 | 13,583 | 70,653 | 54,399 | 16,254 | 83,854 | 58,734 | 25,120 | 14.1% | 12.6% | 19.7% | 18.7% | 8.0% | 54.5% |
| Buses | 461 | 91 | 370 | 650 | 133 | 517 | 718 | 115 | 603 | 41.0% | 46.2% | 39.7% | 10.5% | -13.5% | 16.6% |
| Lorries | 12,232 | 3,540 | 8,692 | 12,914 | 3,595 | 9,319 | 15,016 | 4,316 | 10,700 | 5.6% | 1.6% | 7.2% | 16.3% | 20.1% | 14.8% |
| 2. Motorcycles > 50 cc | 22,557 | 21,190 | 1,367 | 25,541 | 23,853 | 1,688 | 19,855 | 18,045 | 1,810 | 13.2% | 12.6% | 23.5% | -22.3% | -24.3% | 7.2% |
| Prefecture of Attica | | | | | | | | | | | | | | | |
| Road Motor Vehicles, total | 48,818 | 42,444 | 6,374 | 58,845 | 50,826 | 8,019 | 61,566 | 50,048 | 11,518 | 20.5% | 19.7% | 25.8% | 4.6% | -1.5% | 43.6% |
| 1. Road motor cars | 40,056 | 33,920 | 6,136 | 48,901 | 41,068 | 7,833 | 53,653 | 42,377 | 11,276 | 22.1% | 21.1% | 27.7% | 9.7% | 3.2% | 44.0% |
| Passenger Cars | 36,596 | 32,026 | 4,570 | 45,171 | 39,195 | 5,976 | 48,846 | 39,872 | 8,974 | 23.4% | 22.4% | 30.8% | 8.1% | 1.7% | 50.2% |
| Buses | 166 | 41 | 125 | 214 | 56 | 158 | 246 | 64 | 182 | 28.9% | 36.6% | 26.4% | 15.0% | 14.3% | 15.2% |
| Lorries | 3,294 | 1,853 | 1,441 | 3,516 | 1,817 | 1,699 | 4,561 | 2,441 | 2,120 | 6.7% | -1.9% | 17.9% | 29.7% | 34.3% | 24.8% |
| 2. Motorcycles > 50 cc | 8,762 | 8,524 | 238 | 9,944 | 9,758 | 186 | 7,913 | 7,671 | 242 | 13.5% | 14.5% | -21.8% | -20.4% | -21.4% | 30.1% |

Graph 6. New Motor Vehicles Circulation Licenses: January 2015 - July 2017



Graph 7. New Registrations of Motor Vehicles January - July 2017

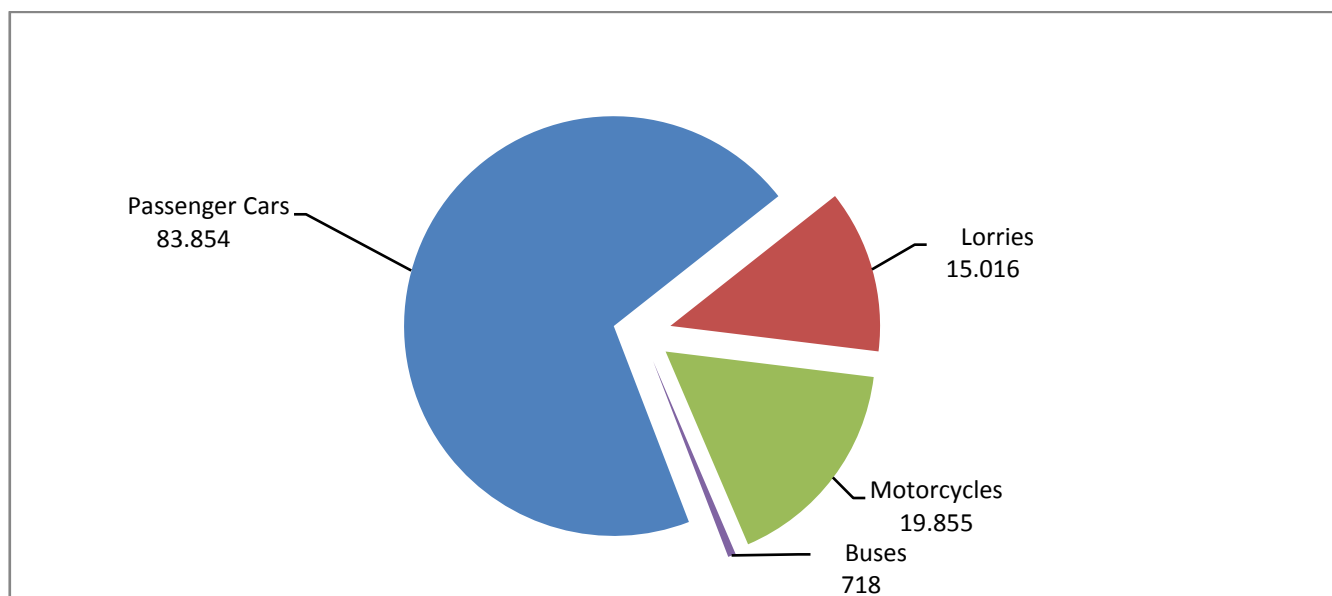


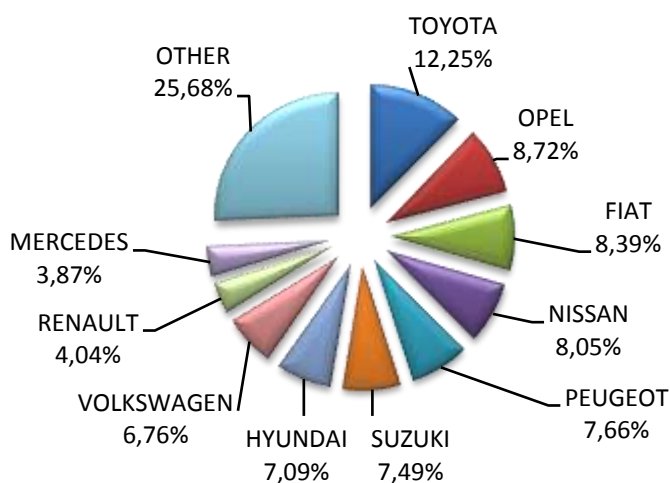
Table 4
Sales of new and used passenger cars by make: July 2017 and January - July 2017

| Make | Passenger cars | | | |
|----------------------|----------------|------|----------------|-------|
| | July | | January - July | |
| | new | used | new | used |
| ACURA | - | 1 | - | 1 |
| ALFA ROMEO | 53 | 21 | 354 | 116 |
| AUDI | 181 | 30 | 1,984 | 247 |
| BENTLEY | - | - | 3 | - |
| BMW | 147 | 49 | 1,894 | 278 |
| CADILLAC | - | 1 | - | 2 |
| CARBODIES | - | - | - | 1 |
| CHEVROLET | - | 68 | 1 | 319 |
| CHONGQING LIFAN | 3 | - | 3 | - |
| CHRYSLER | - | 4 | - | 5 |
| CITROEN | 321 | 201 | 2,803 | 1,233 |
| DACIA | 158 | 17 | 420 | 117 |
| DAIHATSU | - | 42 | - | 179 |
| DETHLEFFS | - | 8 | - | 30 |
| DODGE | - | - | - | 1 |
| FERRARI | - | - | - | 5 |
| FIAT | 706 | 296 | 4,570 | 1,891 |
| FIAT DUCATO Z.MANTOS | - | - | 1 | - |
| FORD | 289 | 292 | 2,186 | 1,909 |
| HONDA | 57 | 62 | 330 | 307 |
| HYUNDAI | 597 | 147 | 2,724 | 805 |
| ISUZU | - | - | - | 1 |
| JAGUAR | 4 | - | 17 | 6 |
| JEEP | 60 | 5 | 553 | 21 |
| KIA | 118 | 53 | 818 | 222 |
| LAMBORGHINI | - | - | - | 1 |
| LANCIA | - | 16 | 8 | 109 |
| LAND ROVER | 10 | 12 | 74 | 83 |
| LEXUS | 7 | 1 | 21 | 9 |
| LOTUS | - | 1 | - | 2 |
| MASERATI | - | - | 1 | - |
| MAZDA | 1 | 45 | 75 | 223 |
| MERCEDES | 326 | 117 | 2,528 | 820 |
| MERCEDES Z.MANTOS | 1 | - | 3 | - |
| MG | - | 1 | - | 1 |
| MG ROVER | - | 1 | - | 1 |
| MINI | 81 | 17 | 889 | 153 |
| MITSUBISHI | 19 | 74 | 87 | 298 |
| NISSAN | 678 | 243 | 5,257 | 1,180 |
| OPEL | 734 | 641 | 4,418 | 3,750 |
| PEUGEOT | 645 | 162 | 4,801 | 1,066 |
| PEUGEOT AUTO RIBEIRO | 5 | - | 5 | - |
| PLYMOUTH | - | - | - | 1 |
| PORSCHE | 8 | 6 | 42 | 40 |
| RANGE ROVER | 1 | - | 6 | 6 |
| RENAULT | 340 | 213 | 2,159 | 1,188 |
| ROLLS ROYCE | - | - | - | 1 |
| ROVER | - | - | - | 1 |

Table 4 (cont.)
Sales of new and used passenger cars by make: July 2017 and January - July 2017

| Make | Passenger cars | | | |
|-----------------------|----------------|--------------|----------------|---------------|
| | July | | January - July | |
| | new | used | new | used |
| SAAB | - | 2 | - | 11 |
| SEA / MOBILVETT | - | 2 | - | 6 |
| SEAT | 254 | 41 | 1,345 | 208 |
| SKODA | 238 | 71 | 1,977 | 461 |
| SMART | 61 | 177 | 313 | 1,268 |
| SSANGYONG | 5 | - | 41 | - |
| SUBARU | 4 | 4 | 22 | 20 |
| SUZUKI | 631 | 144 | 3,878 | 859 |
| TESLA MOTORS | - | - | 1 | - |
| TOYOTA | 1,031 | 797 | 6,444 | 4,491 |
| VOLKSWAGEN | 569 | 148 | 4,919 | 1,095 |
| VOLKSWAGEN - Z.MANTOS | - | - | 2 | - |
| VOLVO | 76 | 7 | 757 | 72 |
| TOTAL | 8,419 | 4,240 | 58,734 | 25,120 |

Graph 8. Sales of new passenger cars by make (July 2017)



Graph 9. Sales of new passenger cars by make (January - July 2017)

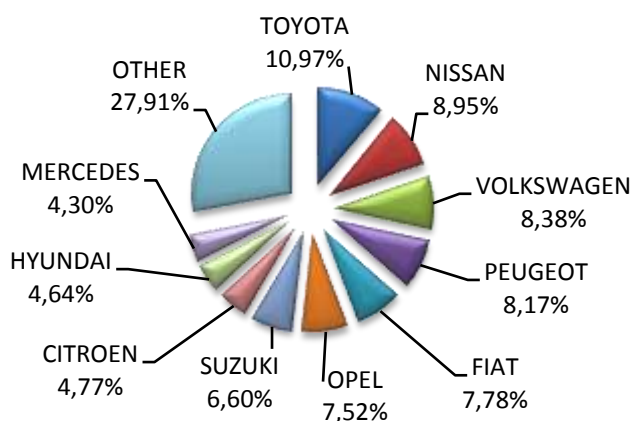


Table 5
Sales of new and used lorries by make: July 2017 and January - July 2017

| Make | Lorries | | | |
|--|---------|------|----------------|-------|
| | July | | January - July | |
| | new | used | new | used |
| BMW | - | - | - | 1 |
| CADILLAC | - | - | - | 1 |
| CHEVROLET | - | - | - | 1 |
| CITROEN | 20 | 36 | 139 | 335 |
| DACIA | - | 2 | - | 13 |
| DAEWOO | - | - | - | 1 |
| DAF | - | 40 | 5 | 185 |
| DAF A. KAOUSSIS SA | 1 | - | 5 | - |
| DAF DYNA TRAILERS S.A. | - | - | 1 | - |
| DAF KOSKERIDIS | - | - | 1 | - |
| DAF SMYRLIADIS | - | - | 1 | - |
| DAF ΑΝΔΡΕΑΣ ΚΑΡΚΑΓΓΕΛΗΣ | 1 | - | 2 | - |
| DAF ΗΦΑΙΣΤΟΣ ΣΤΕΦΑΝΟΣ | - | - | 1 | - |
| DAF ΝΤΟΥΝΑΣ ΘΕΟΧΑΡΗΣ | - | - | 1 | - |
| DAF ΤΑΞΙΑΡΧΟΥ | - | - | 1 | - |
| DAIHATSU | - | 1 | - | 1 |
| DENNIS EAGLE | - | - | - | 1 |
| DODGE | - | 2 | - | 5 |
| DR MOTOR | - | - | - | 1 |
| EVF SPA | - | - | - | 1 |
| FAUN | - | - | - | 1 |
| FCA US LLC (RAM) | - | - | - | 1 |
| FIAT | 45 | 194 | 451 | 1,369 |
| FIAT-IVECO | - | 2 | - | 35 |
| FORD | 86 | 166 | 648 | 1,111 |
| FORD A. KAOUSSIS SA | 1 | - | 1 | - |
| GREAT WALL MOTOR | - | 1 | - | 2 |
| HONDA | - | - | - | 1 |
| HYUNDAI | - | 3 | - | 44 |
| ISUZU | 20 | 15 | 143 | 134 |
| ISUZU A. KAOUSSIS SA | 2 | - | 9 | - |
| IVECO | 1 | 24 | 8 | 109 |
| IVECO CENTIGON | 12 | - | 19 | - |
| IVECO SMYRLIADIS | - | - | 1 | - |
| IVECO A. KAOUSSIS SA | - | - | 3 | - |
| IVECO CONTRUCK MECHANICA | 1 | - | 2 | - |
| IVECO DYNA TRAILERS S.A. | 1 | - | 3 | - |
| IVECO KOSKERIDIS | 2 | - | 2 | - |
| IVECO A. & Ι. ΔΕΡΒΙΣΗ Ο.Ε | - | - | 2 | - |
| IVECO Β.ΚΑΡΑΒΙΑΣ & Ε.ΞΕΝΙΟΣ - ΚΑΞΕΚΩ Ο.Ε | - | - | 1 | - |
| IVECO ΝΤΟΥΝΑΣ ΘΕΟΧΑΡΗΣ | - | - | 5 | - |
| IVECO MAGIRUS | - | 3 | - | 8 |
| KIA | - | - | - | 11 |
| LAND ROVER | - | 1 | - | 6 |
| MAHINDRA | - | - | - | 1 |

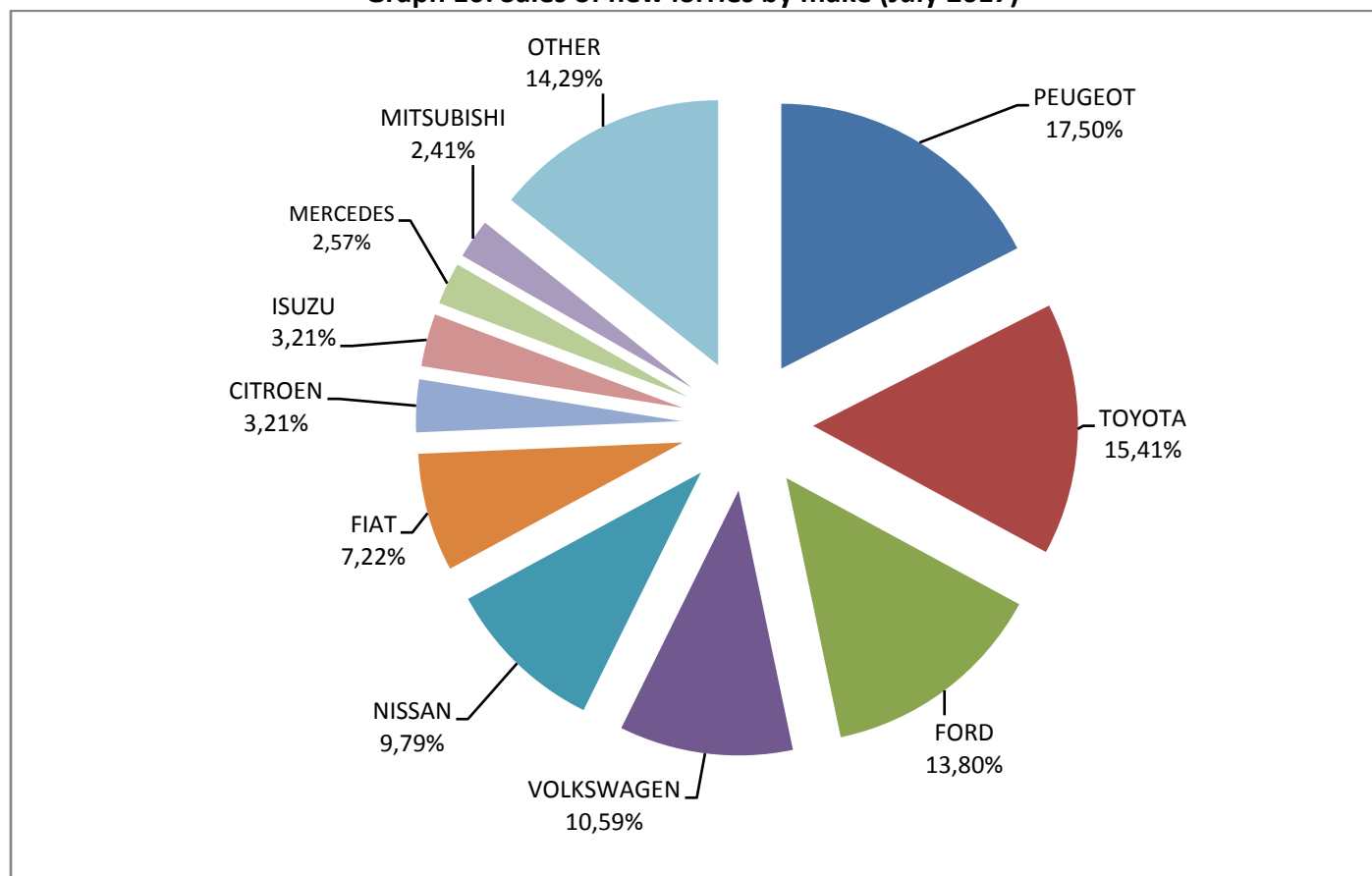
Table 5 (cont.)
Sales of new and used lorries by make: July 2017 and January - July 2017

| Make | Lorries | | | |
|--|---------|------|----------------|-------|
| | July | | January - July | |
| | new | used | new | used |
| MAN | 2 | 63 | 17 | 340 |
| MAN A. KAOUSSIS SA | - | - | 2 | 1 |
| MAN DYNA TRAILERS S.A. | - | - | 7 | - |
| MAN TECMEC | 1 | - | 5 | - |
| MAN ΕΥΓΕΝΕΙΑΔΟΥ ΜΑΡΙΑ & ΣΙΑ Ο.Ε. | - | - | 1 | - |
| MAN ΗΦΑΙΣΤΟΣ ΣΤΕΦΑΝΟΣ | 2 | - | 2 | - |
| MAN ΤΑΞΙΑΡΧΟΥ | - | - | 6 | - |
| MAZDA | 1 | 17 | 2 | 177 |
| MERCEDES | 16 | 351 | 166 | 2,238 |
| MERCEDES A. KAOUSSIS SA | 3 | - | 52 | - |
| MERCEDES ΑΦΟΙ ΠΡΟΔΡΟΜΟΣ ΛΥΣΑΡΙΔΗΣ & ΛΑΖΑΡΟΣ ΟΕ | - | - | 1 | - |
| MERCEDES DYNA TRAILERS S.A. | - | - | 6 | - |
| MERCEDES F.X. MEILLER | 1 | - | 1 | 1 |
| MERCEDES KOSKERIDIS | 5 | - | 7 | - |
| MERCEDES SMYRLIADIS | 4 | - | 6 | - |
| MERCEDES TRUCK NET | - | - | 1 | - |
| MERCEDES A. & I. ΔΕΡΒΙΣΗ Ο.Ε | - | - | 2 | - |
| MERCEDES ΗΦΑΙΣΤΟΣ ΣΤΕΦΑΝΟΣ | - | - | 1 | - |
| MERCEDES ΘΕΟΧΑΡΗΣ ΝΤΟΥΝΑΣ | - | - | 17 | 1 |
| MERCEDES Σ.ΜΑΡΚΕΤΟΣ - Κ.ΤΑΛΛΑΡΟΣ ΕΠΕ | - | - | 2 | - |
| MERCEDES ΤΑΞΙΑΡΧΟΥ | 7 | - | 7 | - |
| MITSUBISHI | 15 | 64 | 137 | 425 |
| MITSUBISHI A. KAOUSSIS SA | 2 | - | 4 | - |
| MITSUBISHI ΤΑΞΙΑΡΧΟΥ | - | - | 1 | - |
| NISSAN | 61 | 124 | 306 | 861 |
| NISSAN SMYRLIADIS | - | - | 4 | 1 |
| OAF | - | - | - | 2 |
| OPEL | 11 | 91 | 104 | 600 |
| PEUGEOT | 109 | 33 | 878 | 290 |
| PEUGEOT Z. ΜΑΝΤΟΣ | - | - | 1 | - |
| PFAU | - | - | - | 1 |
| PIAGGIO | 5 | 7 | 13 | 30 |
| PIAGGIO TECMEC | 1 | - | 1 | - |
| PIAGGIO & C SPA A. KAOUSSIS SA | 4 | 1 | 8 | 1 |
| RELIANT | - | - | - | 1 |
| RENAULT | 11 | 84 | 51 | 636 |
| ROVER | - | - | - | 1 |
| SAAB SCANIA | - | - | - | 2 |
| SCANIA | 2 | 48 | 9 | 220 |
| SCANIA A. KAOUSSIS SA | - | - | 6 | - |
| SCANIA ΕΥΣΤΑΘΙΟΣ ΖΥΓΟΥΡΗΣ & ΣΙΑ ΕΒΕ | - | - | 1 | - |
| SCANIA ΘΕΟΧΑΡΗΣ ΝΤΟΥΝΑΣ | - | - | 1 | - |

Table 5 (cont.)
Sales of new and used lorries by make: July 2017 and January - July 2017

| Make | Lorries | | | |
|---|------------|--------------|----------------|---------------|
| | July | | January - July | |
| | new | used | new | used |
| SCHMITZ CARGOBULL | - | - | 2 | - |
| SCODA | - | - | - | 2 |
| SEAT | 1 | 5 | 1 | 19 |
| SKODA | - | 6 | - | 42 |
| SMYRLIADIS | 3 | - | 3 | - |
| SSANGYONG | - | 1 | 7 | 3 |
| STEYER | - | - | - | 1 |
| SUZUKI | - | - | - | 2 |
| TATA | - | - | - | 2 |
| TOYOTA | 96 | 74 | 737 | 417 |
| VOLKSWAGEN | 66 | 77 | 260 | 582 |
| VOLKSWAGEN ΕΥΣΤΑΘΙΟΣ ΖΥΓΟΥΡΗΣ & ΣΙΑ ΕΒΕ | - | - | - | 1 |
| VOLVO | 1 | 76 | 8 | 421 |
| VOLVO A. KAOUSSIS SA | - | - | 1 | - |
| VOLVO ΕΥΣΤΑΘΙΟΣ ΖΥΓΟΥΡΗΣ & ΣΙΑ ΕΒΕ | - | - | 2 | - |
| VOLVO/ROMEX | - | - | 1 | - |
| ΤΑΞΙΑΡΧΟΥ ΑΕΒΕ | - | - | 3 | - |
| TOTAL | 623 | 1,612 | 4,316 | 10,700 |

Graph 10. Sales of new lorries by make (July 2017)



Graph 11. Sales of new lorries by make (January - July 2017)

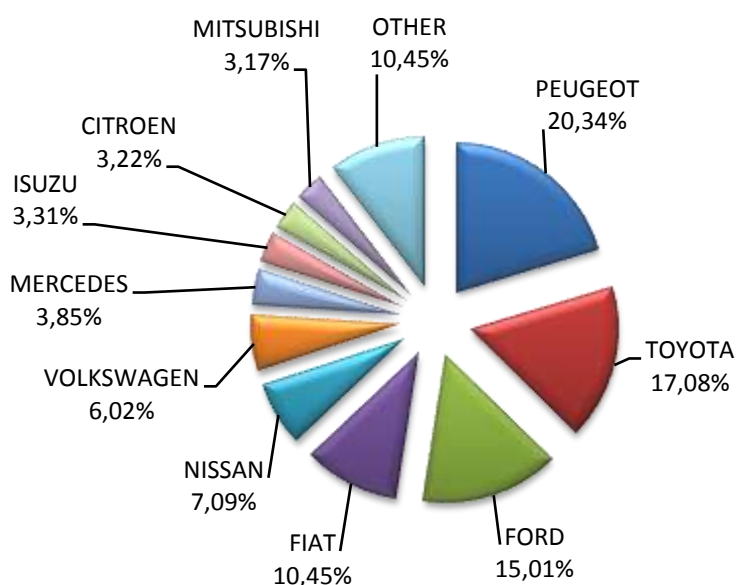


Table 6
Sales of new and used buses by make: July 2017 and January - July 2017

| Make | Buses | | | |
|---|-------|------|----------------|------|
| | July | | January - July | |
| | new | used | new | used |
| ALI DUMAN OTOMOTIV DIZAYN | - | - | 1 | - |
| AYATS | - | 1 | - | 1 |
| BOVA | - | 4 | - | 27 |
| CITROEN | - | - | - | 1 |
| DAF | - | - | - | 1 |
| EVOBUS | - | 2 | - | 7 |
| FIAT | - | - | - | 1 |
| FIAT IVECO | - | - | - | 1 |
| FORD | 1 | 2 | 11 | 13 |
| FORD ΣΦΑΚΙΑΝΑΚΗΣ | - | - | 1 | - |
| IRISBUS | - | - | - | 10 |
| IRIZAR | - | - | 2 | - |
| ISUZU | 1 | - | 2 | 3 |
| ITALBUS | - | - | 1 | - |
| IVECO | - | 1 | 1 | 8 |
| IVECO FIAT, FIAT, IVECO, IRISBUS | - | - | - | 1 |
| IVECOBUS, KAROSA, IRISBUS, IVECO, HEULIEZ BUS, IKARUS | - | - | 2 | - |
| MAN | - | 8 | 1 | 41 |
| MAN/NEOPLAN | - | - | 5 | - |
| MERCEDES | - | 52 | 10 | 331 |
| MERCEDES CENTO BUS | - | - | 1 | - |
| MERCEDES ERDUMAN | 3 | - | 11 | - |
| MERCEDES ERMISBUS | 2 | - | 2 | - |
| MERCEDES ERMISBUS | - | - | 5 | - |
| MERCEDES GIANNOPOYLOS S.A | 2 | - | 3 | - |

Table 6 (cont.)
Sales of new and used buses by make: July 2017 and January - July 2017

| Make | Buses | | | |
|--------------------|-----------|-----------|----------------|------------|
| | July | | January - July | |
| | new | used | new | used |
| MERCEDES NIKAS | 1 | - | 17 | - |
| MERCEDES PAPADAKIS | 3 | - | 23 | 1 |
| NEOPLAN | 1 | 1 | 1 | 16 |
| OPEL | - | - | - | 1 |
| OTOKAR | - | - | 2 | 2 |
| RENAULT | - | - | - | 5 |
| SCANIA | - | 2 | - | 19 |
| SCANIA HIGER | 1 | - | 3 | - |
| SETRA | 1 | 9 | 8 | 47 |
| TEMSA | - | 5 | 2 | 30 |
| VAN HOOL | - | - | - | 4 |
| VDL | - | - | - | 1 |
| VOLKSWAGEN | - | - | - | 15 |
| VOLVO | - | 1 | - | 12 |
| XIAMEN KING LONG | - | - | - | 4 |
| TOTAL | 16 | 88 | 115 | 603 |

Graph 12. Sales of new buses by make (January -July 2017)

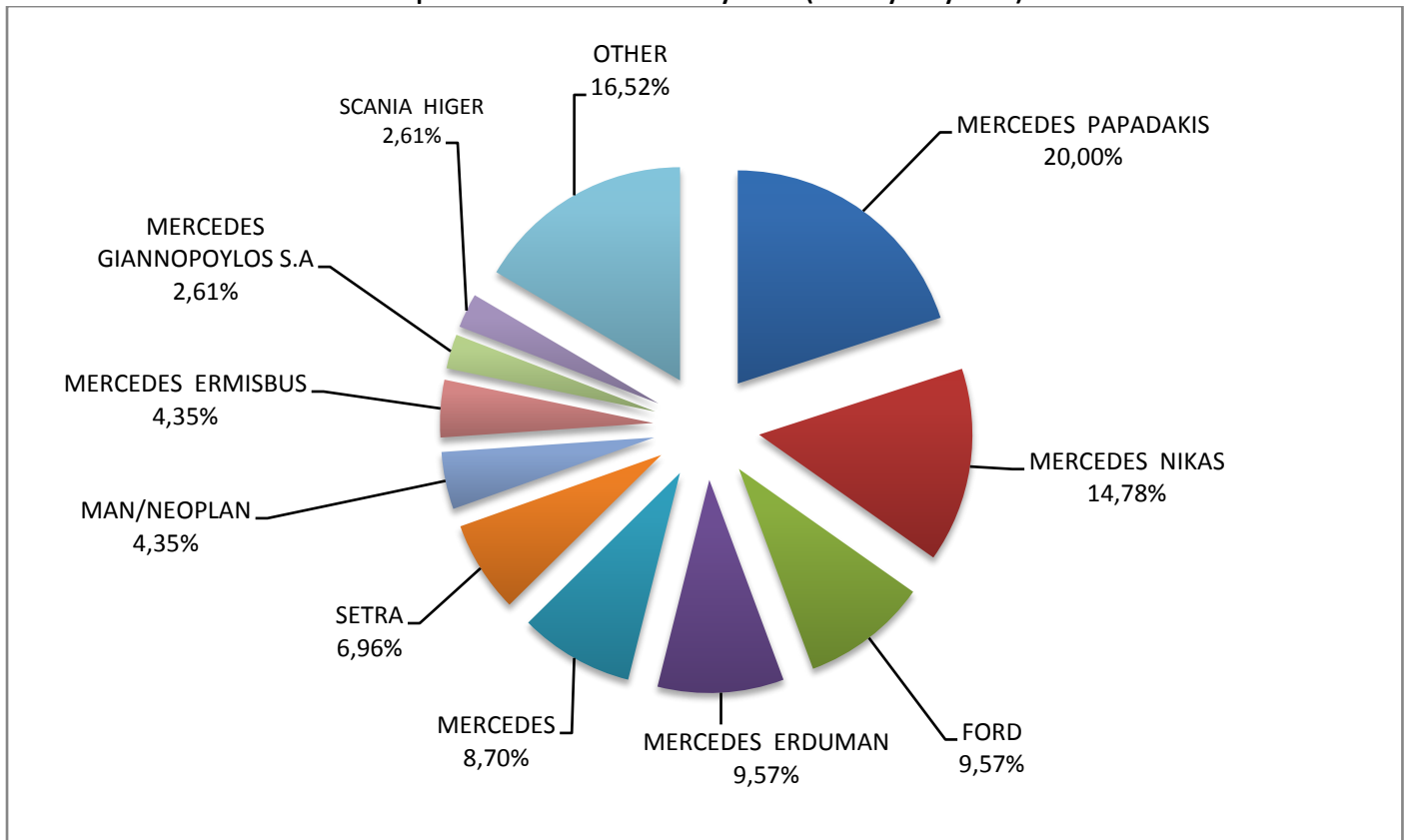


Table 7
Sales of new and used Motorcycles by Make or manufacturer: July and January - July 2017

| Make | Motorcycles | | | |
|---|-------------|------|----------------|------|
| | July | | January - July | |
| | new | used | new | used |
| ACCESS, GOES | - | - | 12 | - |
| ADAMS, MIRAGE, DEMOTO, MKS, MC4YOU | - | - | 1 | - |
| ADIVA | - | - | - | 1 |
| AEON MOTOR | 13 | - | 51 | 2 |
| AJS | 1 | - | 1 | 1 |
| APRILIA | 10 | 16 | 69 | 83 |
| APRILIA, PIAGGIO, GILERA, DERBI, SCARABEO | - | - | 21 | 5 |
| ARCTIC CAT, MASSEY FERGUSON | - | - | 1 | 1 |
| BAJAJ | 1 | - | 3 | - |
| BAOTIAN, SUPERKING, WALTON, HONDA | - | - | 3 | - |
| BASHAN, APACHI, ISILDAR APACHI, ISILDAR, APACHE , ADVENTUREMOTORS, PANTHERQUADS | - | - | 22 | - |
| BENELLI | 22 | - | 58 | - |
| BENZHOU | - | 1 | - | 2 |
| BETA | 3 | 1 | 19 | 2 |
| BMW | 64 | 4 | 402 | 48 |
| BOMBARDIER RECREATIONAL PRODUCTS ING (BRP) | 3 | - | 17 | 4 |
| BRIXTON | 11 | - | 56 | 1 |
| BUELL | - | - | 1 | - |
| BUYANG | - | - | 1 | - |
| CANBO | - | - | 1 | - |
| CFMOTO | 34 | 1 | 168 | 1 |
| CHEETA | - | - | 1 | - |
| CHONGQING LIFAN | - | - | 2 | 1 |
| DAELIM | 20 | 1 | 57 | 5 |
| DAYANG, DAYTONA | 11 | 1 | 305 | 3 |
| DAYANG, DAYTONA MOTORS, NIPPONIA, SALCANO | 214 | 1 | 590 | 1 |
| DAYTONA | 14 | - | 186 | 1 |
| DERBI | 1 | 1 | 5 | 1 |
| DUCATI | 19 | 1 | 101 | 11 |
| EAGLE MOTORSPORTS | - | 1 | 1 | 2 |
| EAGLE MOTORSPORTS, EGLMOTOR, PUMAREX | - | - | - | 1 |
| EKING, NOSMOKE, JHC, JHCNEWENERGYAUTO, NOUN Electric, VROMOS | - | - | 1 | - |
| ENFIELD | - | - | - | 1 |
| EUROMOTORS | - | - | 4 | - |
| EVA, EMBUGGY, VINTAGE, EVANGEL | 1 | - | 21 | 1 |
| GAS GAS | 1 | - | 2 | 1 |
| GILERA | - | - | 2 | 4 |
| GOUPIL | 1 | - | 4 | 2 |
| HAOJIAN, ZONTES, TAYO, Sharpon, IFINO, KIDEN, ZHONGYU, CUBTOM, DIYUN, NAMIN,TIM DERVI, VUKA, THUMP, RIPPER | 2 | - | 9 | - |
| HAOJIANG, SENKE, ZONTES, TAYO, YINGZHI, KIDEN, TANNY, ZHONGYU, RIPPER, FNX, RAFINZ, MONDIAL, FERRO, GB MOTORS | 3 | - | 25 | - |
| HAOJIN | - | - | 1 | - |
| HARLEY DAVIDSON | 10 | 3 | 49 | 20 |
| HARTFORD | 12 | 1 | 12 | 1 |
| HER CHEE, ADLY MOTO, MOTO ROMA, RKS | 1 | - | 38 | 1 |
| HM | - | - | - | 2 |

Table 7 (cont.)
Sales of new and used Motorcycles by Make or manufacturer: July and January - July 2017

| Make | Motorcycles | | | |
|---|-------------|------|----------------|------|
| | July | | January - July | |
| | new | used | new | used |
| HONDA | 391 | 64 | 2,242 | 333 |
| HONLEI | 1 | - | 1 | - |
| HSUN, HISUN, APACHI, ICHIBAN, INCA, FAST POWER, Q-MOTO, EMU, FORSAGE, NISSAMARAN, LAPO MOTORS, STELS, Mx, POLAR | 1 | - | 14 | - |
| HUSABERG | - | 1 | - | 2 |
| HUSQVARNA | 1 | - | 5 | 3 |
| HYOSUNG & S&T KANUNI | - | - | 2 | - |
| HYOSUNG MOTORS | - | - | 1 | 1 |
| INDIAN MOTORCYCLE | 1 | - | 11 | - |
| ITALCAR | - | - | - | 2 |
| JIAJI, HUATIAN, FEILING, LINTEX, GOMAX, SOMOTO, TECHMOOVE, TAURIS | 1 | - | 1 | - |
| JIAJUE, JINDING, LANYING, DHS, MIROMOTO, ALPHAMOTO, SPRINT, QLINK, MAXON, RICH MOTORS, EUROCKA(CKA), PEDA | 4 | - | 23 | - |
| JIALING, MOTORAN, TRAXX, SPADA, SKYWING, SPD, ASUS, RACING | 10 | - | 60 | 2 |
| JIANSHE | 10 | - | 34 | - |
| JIANSHE, GEMINI | 1 | - | 19 | - |
| JINLANG, ZIPP, HORS, IVA, Ariic, figuretta motorcycles fat boy, btc, agm, lintex, razory, romet, motors | 15 | - | 55 | - |
| JINLUN, ARKUS&ROMET GROUP, ADAMS | 3 | - | 11 | - |
| JLAJI, HUATIAN, FEILING, TUTU, EPM, Mondid, KINGWAY, ROMET MOTORS | 3 | - | 9 | 1 |
| JMQQ, QINGQI, PIONEER, SNOWOLF, POLESTAR, CLEVELAND CYCLEWERKS, SINNIS, SOMOTO, SKYTEAM | - | - | 1 | - |
| JMSTAR, SHENKE, HUIBANG, JONWAY, MOTORAN, MINELLI, LAPO MOTORS | 3 | - | 5 | - |
| JONWAY, JMSTAR, SHENKE, HUIBANG | - | - | 2 | - |
| KANUNI | - | - | 1 | - |
| KAWASAKI | 22 | 6 | 175 | 36 |
| KEEWAY, QJ ,QJIANG | 4 | - | 9 | - |
| KENBO | 2 | - | 3 | - |
| KL | 1 | 1 | 25 | 1 |
| KTM | 32 | 2 | 176 | 11 |
| KWANG YANG | - | 3 | - | 10 |
| KYMCO | 288 | 44 | 1,372 | 220 |
| LEONART | - | - | - | 1 |
| LEONE | - | - | 1 | - |
| LIFAN | 1 | - | 7 | - |
| LIFAN, HONLEI, SKYGO, BISAN-LIFAN, SUMCO, TRUVA, SALCANO,YUKIMOTOR, RAMZY, BRANSON, XPLOER. NEMO, LEVO | 13 | 1 | 73 | 2 |
| LIFAN, SKYGO, HONLEI, BISAN-LIFAN, TRUVA, SALCANO, YUKI, RAMZEY, BRANSON, SUMCO, NEMO, XPLOER, LEVO, ACONDA | 7 | - | 14 | - |
| LIFAN, SKYGO, HONLEI, BISAN-LIFAN, TRUVA,SALCANO, YUKI,RAMZEY, BRANSON,SUMCO, NEMO, XPLOER, LEVO, ACONDA | - | - | 55 | 1 |

Table 7 (cont.)
Sales of new and used Motorcycles by Make or manufacturer: July and January - July 2017

| Make | Motorcycles | | | |
|--|-------------|------|----------------|------|
| | July | | January - July | |
| | new | used | new | used |
| LIFAN, TRUVA, YUKI, SALCANO, SUMCO, RAMZEY, BRANSON, XPLOER, NEMO, LEVO | 5 | - | 14 | - |
| LIFAN,TRUVA,YUKI,SALCANO,SUMCO,RAMZEY,BRANSON,XPLOER,NEMO,LEVO | - | - | 7 | - |
| LINHAI, KUBA, ONLINE, LHY | 47 | - | 114 | 1 |
| LML | 4 | - | 20 | 2 |
| LONCIN | 1 | - | 3 | - |
| LONCIN, KINLON, DORTON, CCM | - | - | 4 | - |
| LONCIN, KINLON, LONGTING, KUBA, YUKI, MONDIAL, STMAX, KANUNI, MOTORAN, ASYA, QUSWA, PUMAREX, RALLY USA, MOD, CCM | 15 | - | 61 | 1 |
| LONGJIA, ITALJET, ORCAL, BEELINE, ROMET MOTORS, GEMINI, Lexmoto, Jahanro, VGA, Daytona MOTORS | 1 | - | 3 | - |
| MALAGUTI | - | 2 | - | 5 |
| MBK | - | 4 | - | 23 |
| MEGELLI | - | - | 1 | - |
| MG MOTO | 28 | - | 367 | 1 |
| MGK HM | 24 | - | 26 | - |
| MINSK, ZONGSHEN, IRIBIS, MONDIAL, LEXMOTO, JUNAK, HONLEY, OVERBIKES | 1 | - | 2 | - |
| MODENAS | 6 | - | 40 | - |
| MONDIAL | - | - | 1 | - |
| MOTO GUZZI | 4 | - | 16 | - |
| MOTO S.P.A | - | - | 4 | - |
| MV AGUSTA | - | - | 4 | 2 |
| MZ MOTORRAD | 1 | - | 1 | 1 |
| NACIONAL MOTOR | - | - | - | 1 |
| NEW ERA | - | - | - | 1 |
| NIPPONIA | - | - | 2 | - |
| ODES, LIANGZI, BRANSON | 9 | - | 18 | - |
| ORCAL | - | - | 2 | - |
| PEUGEOT | 45 | 1 | 175 | 11 |
| PGO | - | - | 4 | - |
| PIAGGIO | 762 | 41 | 3,297 | 249 |
| PIONEER, LEXMOTO, PULSE, BULLIT, OMAKS, JHC, ASYA, MONDIAL, KUBA,ACE | 1 | - | 4 | - |
| POLARIS | 11 | - | 40 | 2 |
| QINGQI, KADIRGA | - | - | 2 | - |
| QINGQI, PIONEER, i-moto, SUPERBYKE, KENROD, QLINK, YUKI, SACHS-Bikes, Daytona | 2 | - | 22 | 1 |
| QJ , QJIANG, KEEWAY, LEONE | 34 | - | 50 | - |
| QJ, QJIANG, GENERIC, MTR, RIDE | 6 | - | 6 | - |
| QJ, QJIANG, KEEWAY | - | - | 25 | - |
| QJ, QJIANG, KEEWAY, LEONE, KUBA, RKS, EMPIRE KEEWAY, BENELLI, TELL, KREIDLER, KSR MOTO, GENERIC, EXPLORER, RIDE | 55 | - | 211 | - |
| QJIANG | 2 | - | 6 | - |
| QUADRO | - | - | 5 | - |
| RENAULT | - | - | - | 2 |

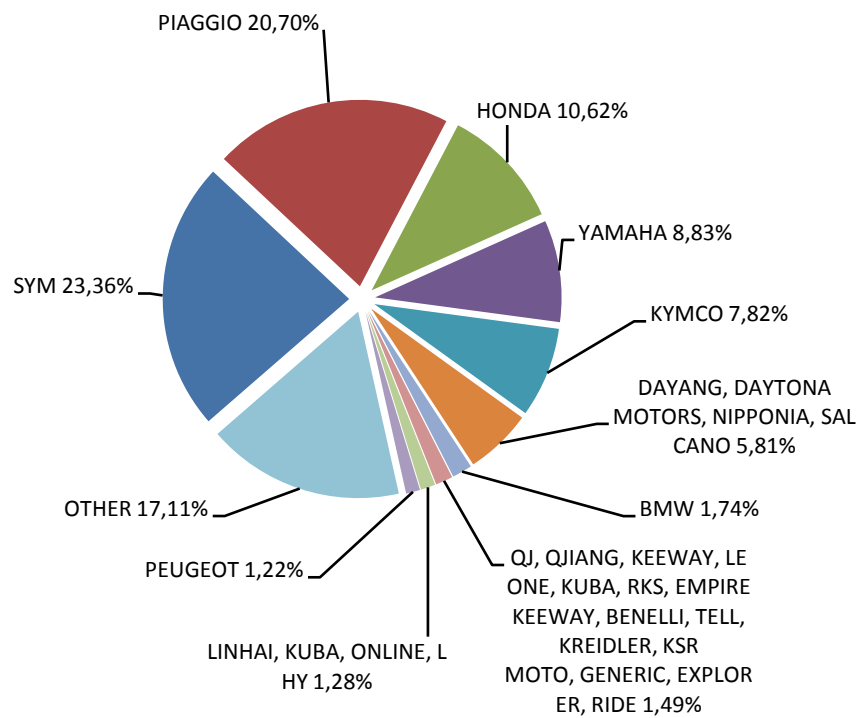
Table 7 (cont.)
Sales of new and used Motorcycles by Make or manufacturer: July and January - July 2017

| Make | Motorcycles | | | |
|--|-------------|------|----------------|------|
| | July | | January - July | |
| | new | used | new | used |
| RIYA, HONLING, YAMAKOYO, TIANYING, GOES, SANYOU, BM, FUN BIKE, WOTTA | 1 | - | 12 | - |
| ROMET MOTORS, ADAMOTO | - | - | 1 | - |
| ROYAL ENFIELD | - | - | 1 | - |
| SACHS | - | - | - | 1 |
| SAN YANG | - | 1 | - | 2 |
| SANYE FUXIN, MONDIAL, ISILDAR APACHI, APACHI, ISILDAR, LINTEX | - | - | 1 | - |
| SANYOU, TARO, CHUANGTAI, GOES, JUNAK, WOTTAN, BARTON MOTORS, MAGPOWER, CAPIRELLI, OVERBIKES, PEDAS | 2 | - | 9 | - |
| SHANYANG | - | - | 1 | 2 |
| SHENKE, HUIBANG, JONWAY, MINELLI | 1 | - | 1 | - |
| SHINERAY | 5 | - | 30 | - |
| SKYJET | 1 | - | 3 | - |
| SKYTEAM, SACIN, METALCO, SOKUDO, BAZUKA, MINICO, MOTOS BORDOY, SUMCO, ROXON, CSR, MONKEY BIKES, FAZTEK | 4 | - | 42 | - |
| STANDARD | 1 | 2 | 2 | 2 |
| SUZUKI | 41 | 19 | 182 | 112 |
| SWM | - | - | 1 | - |
| SYM | 860 | 16 | 4,015 | 89 |
| SYM, SANYANG | 1 | - | 5 | - |
| TANGJUNOULING, SEEES, SIMPLICITY SRL, MMSS.A., NOUNElectric, VROMOS KIWI, Imporvia, Lda, BOX-E,ELECTA | - | - | 1 | - |
| TAOTAO, VOM, LUUKO, TOROS, ZIPP | 1 | - | 1 | - |
| TGB | 5 | - | 15 | 2 |
| TIANMA, FASPIDER, GARELLI | - | - | 1 | 1 |
| TIANYING, RIYA, QISHENG, YAMAKOYO, HONGLING, ZIPP, TOROS, ROMET, ROMET MOTORS, ROUTER, VENTO, ASYA, BENYCO, BARA | 8 | - | 35 | - |
| TM RACING | - | - | 2 | 1 |
| TRIUMPH | 14 | 3 | 91 | 8 |
| VICTORY MOTORCYCLES DIVISION, POLARIS INDUSTRIES INC | - | - | 1 | - |
| WANGYE, SANBEN, UM, KENOS, SUPERBYKE, MDC, MISTRAL, STREET ELEGANCE, 4WMOTO, RIVERO, VIKERS, ZIPP, SANLI, GOWINN | 19 | - | 103 | - |
| WANGYE, SANBEN, UM, MONDIAL, KENOS, SUPERBYKE, RIALI, MDC, STREET ELEGANCE, 4WMOTO, MISTRAL, RIVERO, VIKERS | 2 | - | 19 | - |
| XGJAO | 1 | 1 | 8 | 1 |
| XGJAO, YUAN , SKYJET, KAISAR | 5 | - | 33 | - |
| XINGYUE, GS MOON, AXY, SUMCO | 1 | - | 1 | - |
| XINLING, HEROWAY, LEDOW | - | - | 1 | - |
| XINTIAN | - | 1 | - | 1 |
| XINYANG | - | - | 3 | - |
| YADEA, ZTECH, MONDIAL, E-MON | - | - | 1 | - |
| YAMAHA | 325 | 74 | 2,023 | 445 |

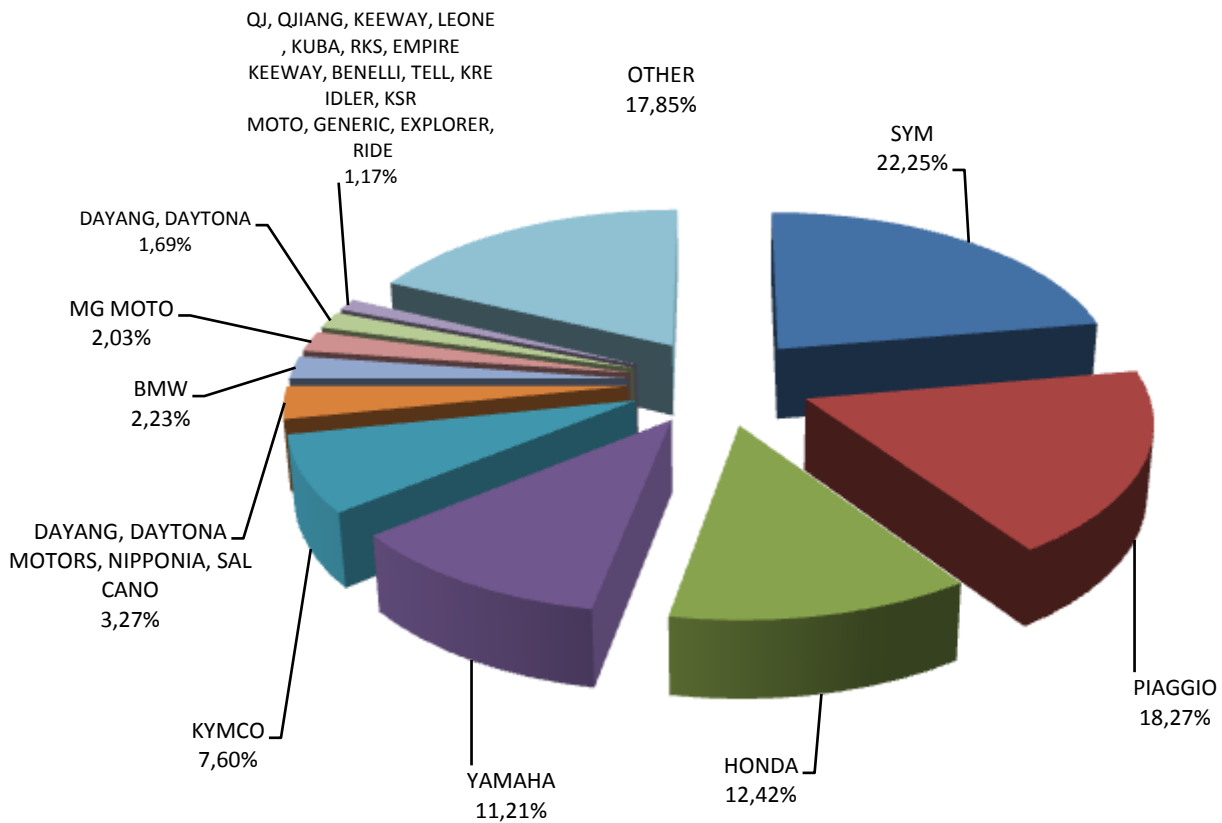
Table 7 (cont.)
Sales of new and used Motorcycles by Make or manufacturer: July and January - July 2017

| Make | Motorcycles | | | |
|---|--------------|------------|----------------|--------------|
| | July | | January - July | |
| | new | used | new | used |
| YIBEN, MEIDUO, VONROAD, WUBEN, NIM | - | - | 2 | - |
| YINGANG | 1 | - | 2 | - |
| YINXIANG | 1 | - | 9 | - |
| YINXIANG, KENBO, CHEETA | 3 | - | 16 | 2 |
| YINXIANG,KENBO,VENOM,CHEETA,ZIPP,NEMO,FEKON,ANATOLIA,CANBO | - | - | 1 | - |
| ZHEJIAN | - | - | - | 1 |
| ZHONGNENG, ASYA, DADO, ZNEN, BARON | - | - | 1 | - |
| ZHONGNENG, ZNEN, AGM, AJS, YUKI, COLIBRI, EUROCKA, BTC, NOVA MOTORS, LEXMOTO, Actionbikes Motors | 17 | - | 18 | - |
| ZHONGNENG, ZNEN, DADO, DIRECT BIKES, GOWINN, VIVACOX, NECO, AGM, LEE, ASYA | - | - | 8 | - |
| ZHONGNENG, ZNEN, DIRECT BIKES, SUNSTO, LEARNERLEGAL, SCOOTTE | - | - | 6 | - |
| ZONGSHEN, ZIP STAR, PIAGGIO, HONLEY, LEXMOTO, MONDIAL, PULSE, OVERBIKES, XR HORIZONT, KTNS, DERRACE | 4 | - | 29 | - |
| ZONGSHEN, ZIP STAR, ZEALSUN, KENTOYA, MOTOROMA, PRONAR, KEEWAY, MOTOVELO, ASYA | 3 | - | 3 | - |
| ZONGSHEN, ZIP STAR, ZEALSUN, RYMCO,KENTO | 1 | - | 6 | - |
| ZXMCO, ZHONGXING, BEWHEEL, TURBHO, RAZZO, MOTORAN, RABBIT MOTORS | 2 | - | 12 | 1 |
| ΣΥΝΟΛΟ | 3,681 | 320 | 18,045 | 1,810 |

Graph 13. Sales of new Motorcycles (July 2017)



Graph 14. Sales of new Motorcycles (January - July 2017)



EXPLANATORY NOTES

| | |
|---|--|
| Survey on the issuing of new road motor vehicle circulation licenses | The survey on the issuing of new motor vehicle circulation licenses is a census survey. The released data give information, at country level, on the brand and type of the motor vehicle, as well as whether it is new or used. The survey does not include vehicles that move on rails, trolley busses, agricultural tractors and machinery. In addition, the following are excluded: all motor vehicles of the Armed Forces, Police, Fire Brigade, State Services, Diplomatic Corps, Foreign Missions, and Invalids of Wars, as well as motorcycles with a cylinder capacity less than 50 cc. |
| Legal basis | Law 3832/2010 |
| Reference Period | July 2017 |
| Coverage | The production of monthly data is based on the registers held by the Ministry of Infrastructure, Transport and Networks, which records all the monthly changes observed in the vehicle registration licenses at country level. |
| Definitions | <p>Road motor vehicle is any vehicle that, irrespective of the number of wheels, is moved by an engine and is designed to transport persons or cargo or both of them, either they are on the same single vehicle or on a trailer carried by the main motor vehicle.</p> <p>New road motor vehicle is any motor vehicle that is registered for the first time in Greece during the reference month and has not been put into circulation in any other country.</p> <p>Used motor vehicle is any motor vehicle that is registered for the first time in Greece and has been imported as a used one from abroad</p> <p>Passenger motor vehicle: it is a motor vehicle designed to carry mostly people, having no more than 9 seats, including the driver's seat.</p> <p>Bus: it is a motor vehicle, which is designed to carry mostly people, having more than 10 seats, including the driver's seat. (In the corresponding tables of this Press Release, this category also includes articulated buses.)</p> <p>Lorry: it is motor vehicle designed to carry mostly cargo. (In the corresponding tables of this Press Release, this category also includes tractors, tow trucks, articulated tractors, and trucks with trailers).</p> <p>Motorcycle: any two-wheeled motor vehicle, with or without sidecar, with maximum authorized design speed over 45 km/h, or in case it is powered by a combustion engine, with a cylinder capacity of 50 cc or over (In the corresponding tables of this Press Release, this category also includes the three-wheeled motor vehicles – motor tricycles).</p> <p>Tricycle motor vehicle: it is a motor vehicle with three symmetrical wheels with maximum authorized design speed over 45 km/h, or in case it is powered by a combustion engine, with a cylinder capacity over the 50 cc. This category also includes four-wheel vehicles, except the light four-wheel motorcycles, whose empty vehicle tare (excluding the weight of the fuel or mixture of fuel-oil or the weight of the batteries for electric cars) is up to 400 kg in the case the vehicle is designed for passenger use or up to 550 kg in case the vehicle is designed to carry cargo and whose engine is up to 15KW.</p> |
| Methodology | Exhaustive Survey. The primary data derive from the Ministry of Infrastructure, Transport and Networks and are based on the issuing of new circulation licenses as they are registered by the Regional Offices for Transport and Communications. |
| References | More information (graphs, tables) concerning the survey on the issuing of new motor vehicle circulation licenses are available on the webpage of ELSTAT, www.statistics.gr , under the link http://www.statistics.gr/en/statistics/-/publication/SME24/- |