



PRESS RELEASE

ISSUING OF MOTOR VEHICLE LICENSES: JUNE 2020

The Hellenic Statistical Authority announces that in June 2020, 16,170 road motor cars (both new and used from abroad) were put into circulation for the first time, recording a 24.7% decrease compared with the corresponding month of 2019 when the number of road motor cars was 21,464. In June 2019, a 4.9% increase had been observed in comparison with the corresponding month of 2018 (Table 1, Graphs 1,2,3,5). A total number of 8,678 new cars were put into circulation in June 2020 compared with 13,980 in June 2019, recording a 37.9% decrease.

The new motorcycles over 50cc (both new and used from abroad) that were put into circulation for the first time in June 2020 amounted to 5,306, against 5,471 in 2019, thus recording a 3.0% decrease. In June 2019, a 3.2% increase had been observed in comparison with the corresponding month of 2018 (Table 1, Graph 4). Out of the above motorcycles 4,889 were new, while the corresponding figure in June 2019 was 5,041, recording a 3.0% decrease.

During the period January - June 2020, 79,338 road motor cars (both new and used from abroad) were put into circulation for the first time, representing a decrease of 33.1% compared to the corresponding period of 2019 when the number of road motor cars was 118,525. During the period January - June 2019 an increase of 8.8% had been observed in comparison with the corresponding period of 2018 (Table 3, Graphs 6,7). Out of the above number of road motor cars that were put into circulation, from January to June 2020, 39,455 were new, while the corresponding number during the respective period of 2019 was 70,006, recording a decrease of 43.6%.

During the period January - June 2020 the circulation of new motorcycles over 50cc (both new and used from abroad) amounted to 17,055 against 20,912 in 2019, thus representing an 18.4% decrease. An increase of 8.7% had been observed during the period January - June 2019 in comparison with the corresponding period of 2018 (Table 3, Graphs 6,7). A total number of 15,552 new motorcycles were put into circulation, from January to June 2020, compared with 18,959 during the corresponding period of 2019, recording an 18.0% decrease.

Information on methodological issues:

Sectoral Statistics Division

Transport Statistics Section

Pota Tzortzi, Konstantinos Menexes

Tel: +30 213 135 2187, +30 213 135 3055

Fax: +30 213 135 2757

e-mail: p.tzortzi@statistics.gr, k.menexes@statistics.gr

Information for data provision:

Tel: +30 213 135 2022

e-mail: data.dissem@statistics.gr

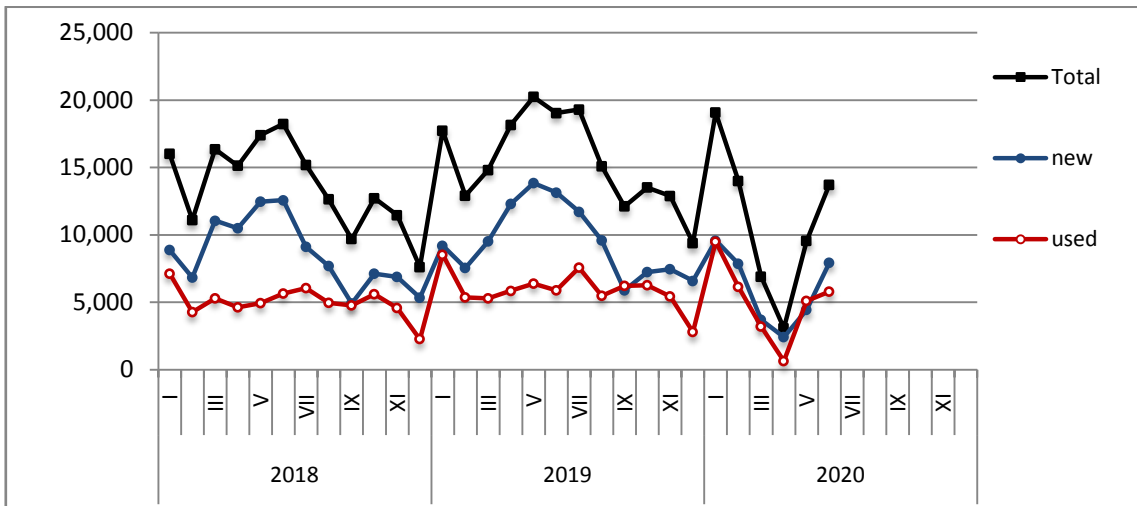
Table 1. Road motor vehicles, both new and used, put into circulation for the first time in Greece: June 2018 - 2020

Category of Road Motor Vehicles	June									Change (%)					
	2018			2019			2020			2019/2018			2020/2019		
	Total	New	Used	Total	New	Used	Total	New	Used	Total	New	Used	Total	New	Used
Greece, total															
Road Motor Vehicles, total	25,770	18,017	7,753	26,935	19,021	7,914	21,476	13,567	7,909	4.5%	5.6%	2.1%	-20.3%	-28.7%	-0.1%
1. Road motor cars	20,469	13,168	7,301	21,464	13,980	7,484	16,170	8,678	7,492	4.9%	6.2%	2.5%	-24.7%	-37.9%	0.1%
Passenger Cars	18,219	12,566	5,653	19,028	13,131	5,897	13,714	7,929	5,785	4.4%	4.5%	4.3%	-27.9%	-39.6%	-1.9%
Buses	136	18	118	136	46	90	74	19	55	0.0%	155.6%	-23.7%	-45.6%	-58.7%	-38.9%
Lorries	2,114	584	1,530	2,300	803	1,497	2,382	730	1,652	8.8%	37.5%	-2.2%	3.6%	-9.1%	10.4%
2. Motorcycles > 50 cc	5,301	4,849	452	5,471	5,041	430	5,306	4,889	417	3.2%	4.0%	-4.9%	-3.0%	-3.0%	-3.0%
Prefecture of Attica															
Road Motor Vehicles, total	12,779	10,234	2,545	14,047	11,587	2,460	10,579	7,795	2,784	9.9%	13.2%	-3.3%	-24.7%	-32.7%	13.2%
1. Road motor cars	10,876	8,390	2,486	11,887	9,499	2,388	8,218	5,529	2,689	9.3%	13.2%	-3.9%	-30.9%	-41.8%	12.6%
Passenger Cars	10,221	8,108	2,113	11,025	9,018	2,007	7,389	5,105	2,284	7.9%	11.2%	-5.0%	-33.0%	-43.4%	13.8%
Buses	40	2	38	59	31	28	19	5	14	47.5%	1450.0%	-26.3%	-67.8%	-83.9%	-50.0%
Lorries	615	280	335	803	450	353	810	419	391	30.6%	60.7%	5.4%	0.9%	-6.9%	10.8%
2. Motorcycles > 50 cc	1,903	1,844	59	2,160	2,088	72	2,361	2,266	95	13.5%	13.2%	22.0%	9.3%	8.5%	31.9%

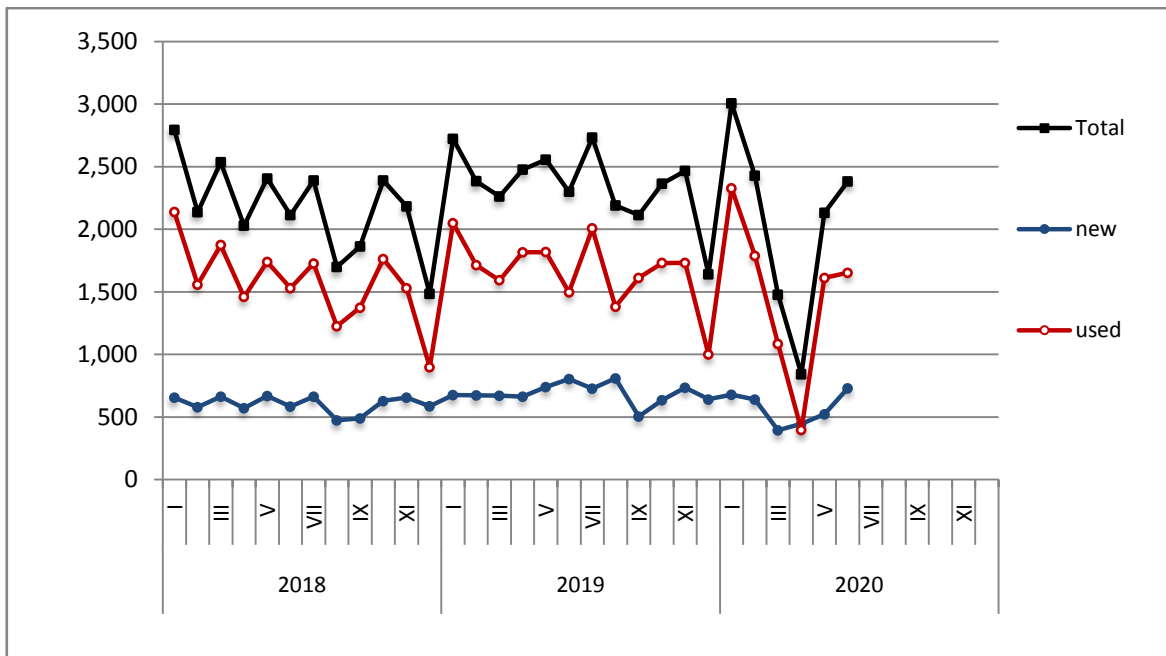
Table 2. Road motor vehicles, both new and used, put into circulation for the first time in Greece: July 2018 - June 2020

Category of Road Motor Vehicles	Average Jul. 2018 - Jun. 2019			Average Jul. 2019 - Jun. 2020			Change (%)		
							Average Jul. 2019 - Jun. 2020 / Average Jul. 2018 - Jun. 2019		
	Total	New	Used	Total	New	Used	Total	New	Used
Greece, total									
Road Motor Vehicles, total	19,907	12,464	7,443	17,805	10,566	7,239	-10.6%	-15.2%	-2.7%
1. Road motor cars	16,700	9,553	7,147	14,647	7,675	6,972	-12.3%	-19.7%	-2.4%
Passenger Cars	14,345	8,880	5,465	12,381	7,034	5,347	-13.7%	-20.8%	-2.2%
Buses	129	31	98	117	19	98	-9.3%	-38.7%	0.0%
Lorries	2,226	642	1,584	2,149	622	1,527	-3.5%	-3.1%	-3.6%
2. Motorcycles > 50 cc	3,207	2,911	296	3,158	2,891	267	-1.5%	-0.7%	-9.8%

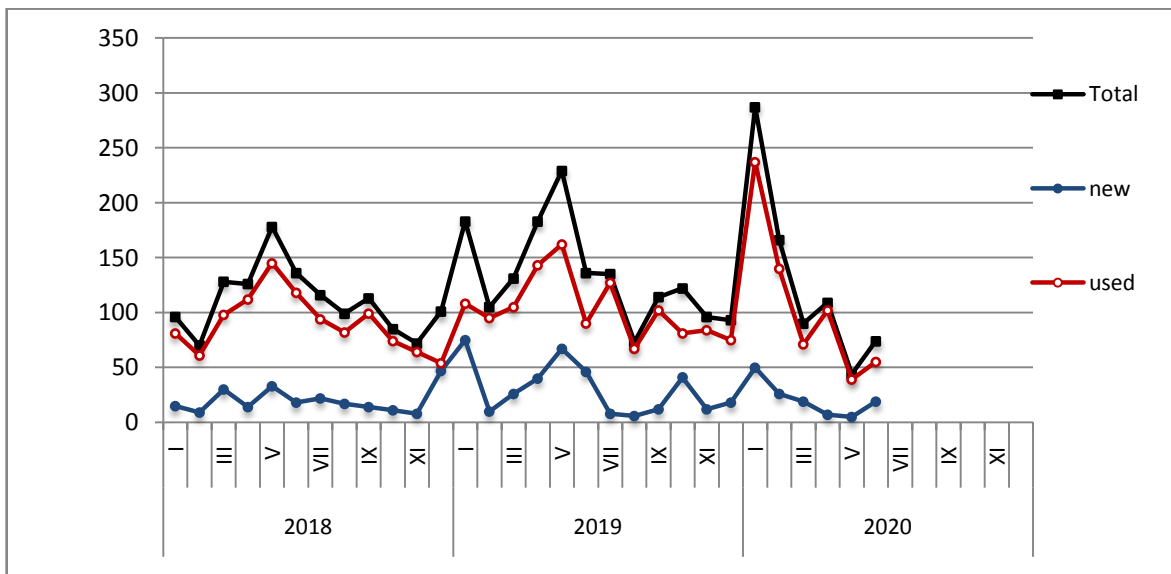
Graph 1: Passenger Cars (January 2018 – June 2020)



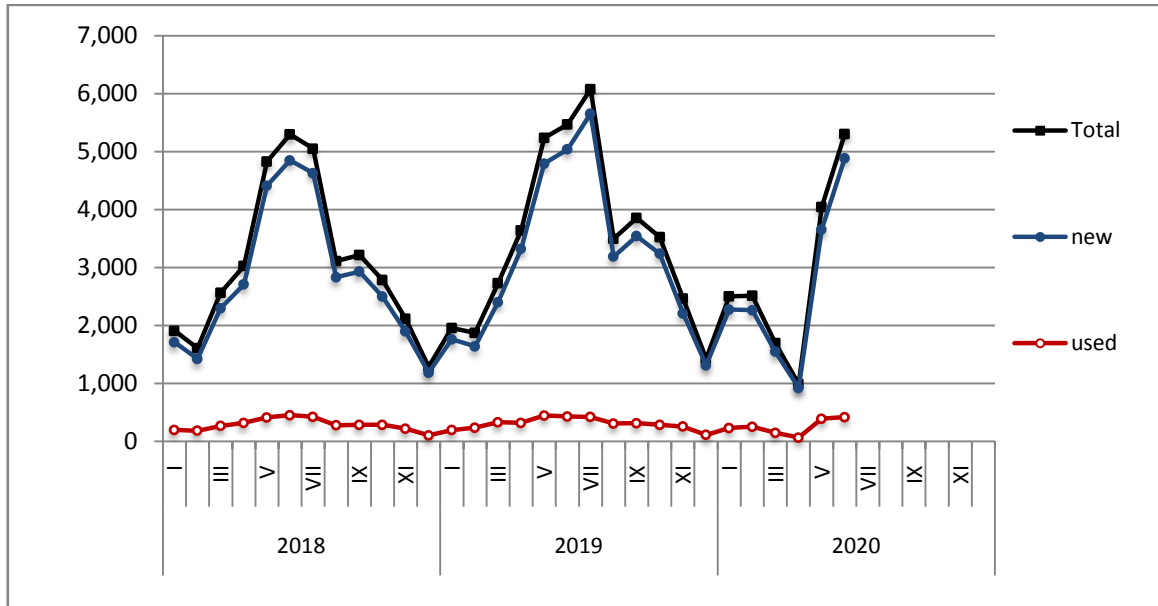
Graph 2: Lorries (January 2018 - June 2020)



Graph 3: Buses (January 2018 – June 2020)



Graph 4: Motorcycles (January 2018 – June 2020)



Graph 5: New Registrations of Motor Vehicles (June 2020)

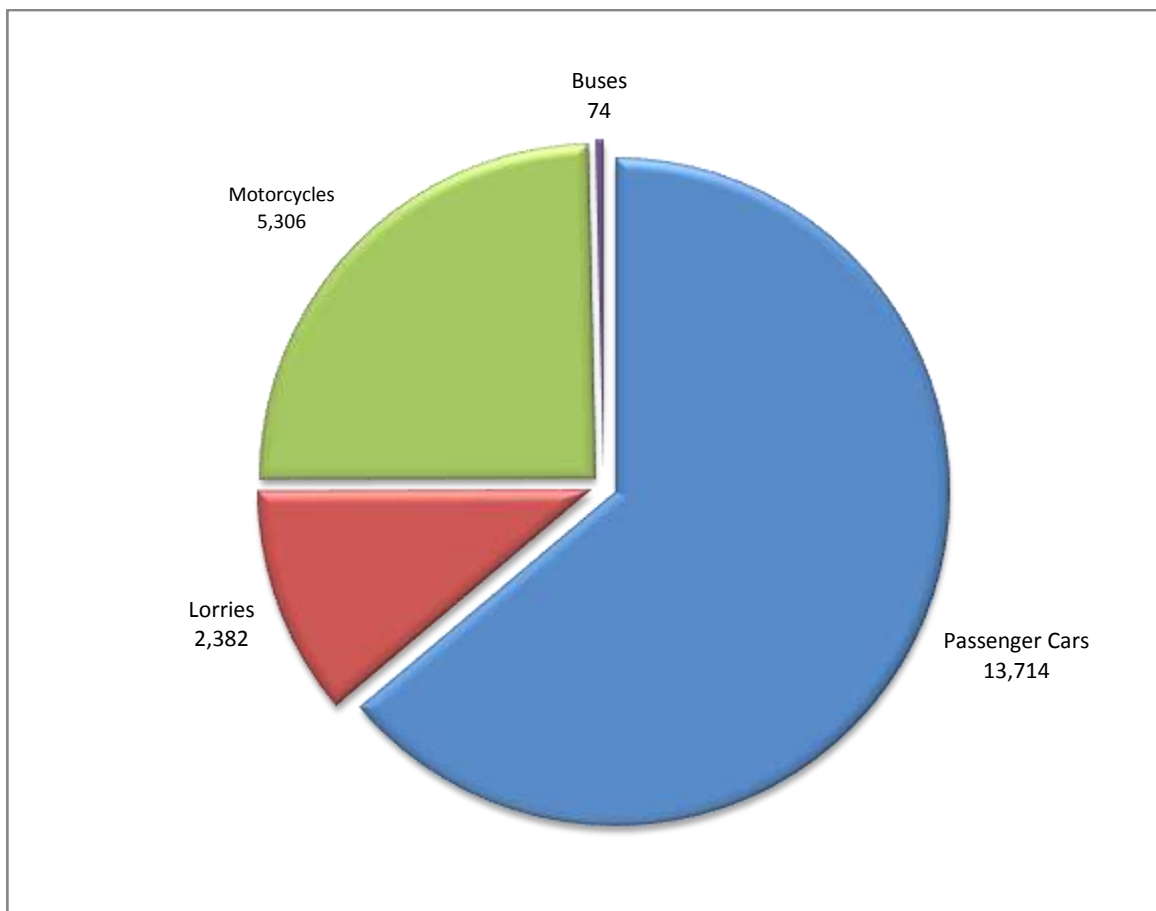
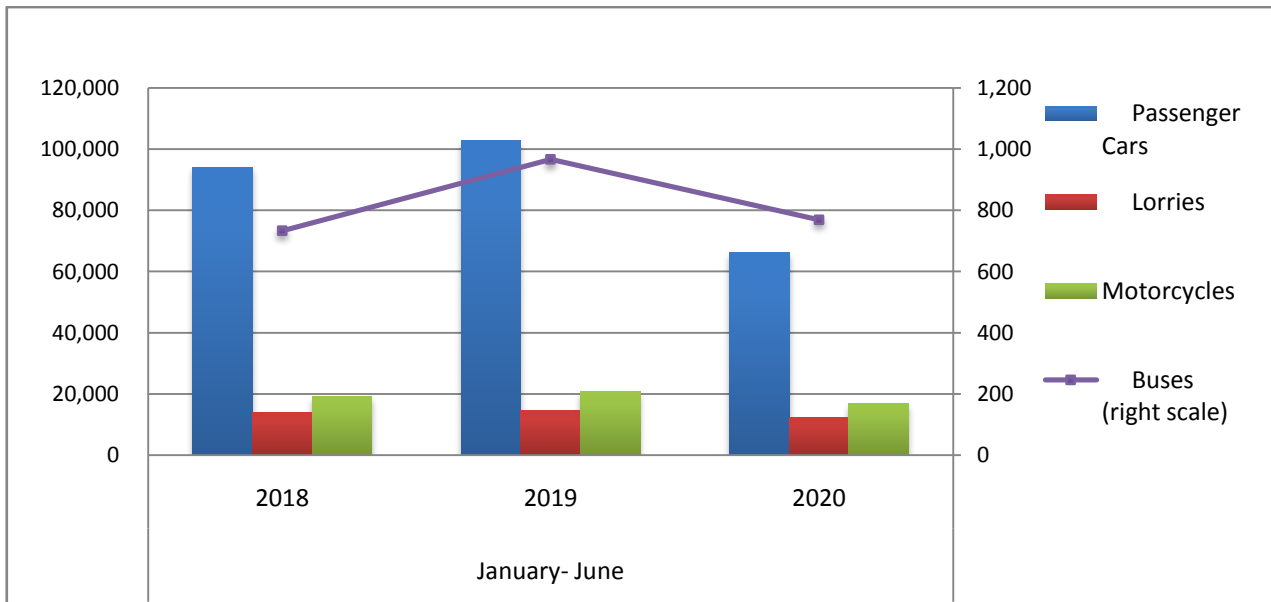


Table 3. Road motor vehicles, both new and used, put into circulation for the first time in Greece: January- June, years 2018 till 2020

Category of Road Motor Vehicles	January- June									Change (%)					
	2018			2019			2020			2019/2018			2020/2019		
	Total	New	Used	Total	New	Used	Total	New	Used	Total	New	Used	Total	New	Used
Greece, total															
Road Motor Vehicles, total	128,192	83,512	44,680	139,437	88,965	50,472	96,393	55,007	41,386	8.8%	6.5%	13.0%	-30.9%	-38.2%	-18.0%
1. Road motor cars	108,957	66,108	42,849	118,525	70,006	48,519	79,338	39,455	39,883	8.8%	5.9%	13.2%	-33.1%	-43.6%	-17.8%
Passenger Cars	94,205	62,272	31,933	102,850	65,521	37,329	66,297	35,921	30,376	9.2%	5.2%	16.9%	-35.5%	-45.2%	-18.6%
Buses	734	119	615	967	264	703	770	126	644	31.7%	121.8%	14.3%	-20.4%	-52.3%	-8.4%
Lorries	14,018	3,717	10,301	14,708	4,221	10,487	12,271	3,408	8,863	4.9%	13.6%	1.8%	-16.6%	-19.3%	-15.5%
2. Motorcycles > 50 cc	19,235	17,404	1,831	20,912	18,959	1,953	17,055	15,552	1,503	8.7%	8.9%	6.7%	-18.4%	-18.0%	-23.0%
Prefecture of Attica															
Road Motor Vehicles, total	66,457	52,151	14,306	71,408	55,453	15,955	47,026	33,643	13,383	7.4%	6.3%	11.5%	-34.1%	-39.3%	-16.1%
1. Road motor cars	58,254	44,253	14,001	61,929	46,387	15,542	38,486	25,488	12,998	6.3%	4.8%	11.0%	-37.9%	-45.1%	-16.4%
Passenger Cars	53,935	42,289	11,646	57,251	44,176	13,075	34,258	23,481	10,777	6.1%	4.5%	12.3%	-40.2%	-46.8%	-17.6%
Buses	282	55	227	331	117	214	242	58	184	17.4%	112.7%	-5.7%	-26.9%	-50.4%	-14.0%
Lorries	4,037	1,909	2,128	4,347	2,094	2,253	3,986	1,949	2,037	7.7%	9.7%	5.9%	-8.3%	-6.9%	-9.6%
2. Motorcycles > 50 cc	8,203	7,898	305	9,479	9,066	413	8,540	8,155	385	15.6%	14.8%	35.4%	-9.9%	-10.0%	-6.8%

Graph 6. New Motor Vehicles Circulation Licenses: January – June, years 2018 till 2020



Graph 7. New Registrations of Motor Vehicles: January - June 2020

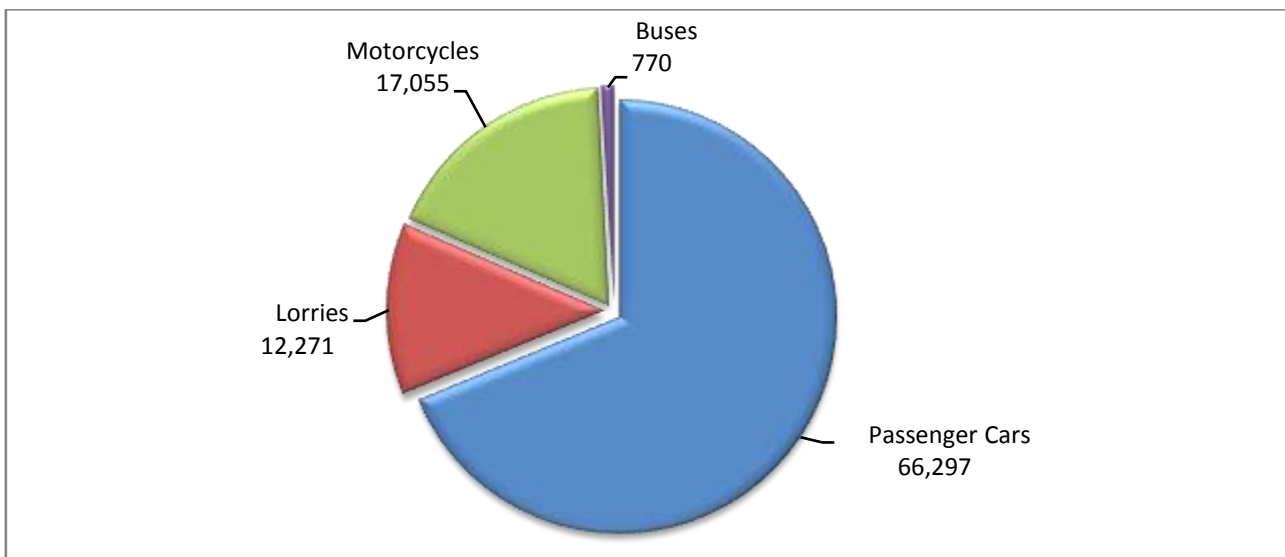


Table 4
Sales of new and used passenger cars by make: June 2020 and January- June 2020

Make	Passenger cars			
	June		January- June	
	new	used	new	used
ALFA LANCIA	-	-	-	1
ALFA ROMEO	8	56	79	324
ALPINA	1	-	1	-
ASTON MARTIN	-	1	-	2
AUDI	298	34	1,343	191
AUSTIN	-	1	-	1
BENTLEY	1	1	3	3
BMW	355	68	1,514	358
BMW, MINI	-	-	-	1
CADILLAC	-	1	-	2
CHEVROLET	-	76	2	458
CHRYSLER	-	-	-	1
CITROEN	181	221	1,101	1,131
CITROEN / DS	243	-	647	4
DACIA	186	39	637	183
DAIHATSU	-	46	-	286
DETHLEFFS	-	5	-	19
DFM	-	-	1	-
DODGE	-	-	-	4
DR MOTOR	-	-	-	2
DS	18	-	139	2
FERRARI	-	3	-	10
FIAT	244	477	1,120	2,248
FORD	321	424	1,071	2,269
FORD WERKE AG/A.RIMOR S.p.A.	-	-	-	1
GREAT WALL MOTO	-	-	-	2
HONDA	42	127	182	629
HYMER	-	1	-	1
HYUNDAI	570	297	2,548	1,544
IMPREZA	-	-	-	1
INFINITI	-	-	-	1
ISUZU	-	-	-	1
JAGUAR	1	6	28	15
JEEP	55	14	321	46
KIA	211	91	1,019	507
LADA	-	1	-	6
LAMBORGHINI	-	1	-	1
LANCIA	-	29	-	179
LAND ROVER	23	29	119	96
LEXUS	6	1	53	14
LINCOLN CONTINENTAL	-	-	-	1
LOTUS	-	-	-	1
MASERATI	-	1	-	2
MAZDA	18	36	68	263
MERCEDES	317	158	1,393	896
MERCEDES ¹	-	-	4	-
MG	-	-	-	1

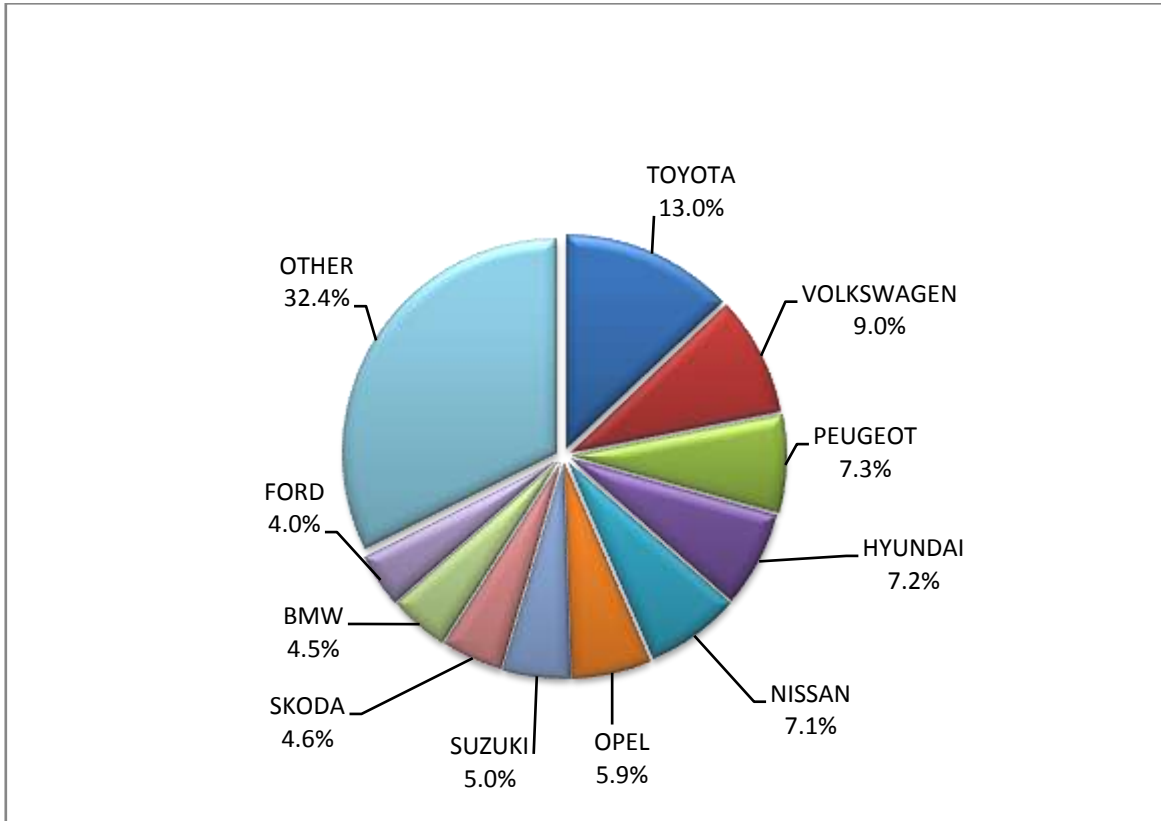
Table 4 (cont)
Sales of new and used passenger cars by make: June 2020 and January- June 2020

Make	Passenger cars			
	June		January- June	
	new	used	new	used
MINI	160	29	611	180
MITSUBISHI	35	93	202	489
MPM MOTORS	-	-	-	1
NISSAN	565	365	2,066	1,802
NISSAN ¹	1	-	1	-
OPEL	470	664	2,155	3,286
PEUGEOT	580	151	3,403	959
PEUGEOT ²	-	-	1	-
PEUGEOT, CITROEN	-	-	5	-
PIAGGIO	-	-	-	1
PIPER	-	-	-	1
PONTIAC	-	1	-	1
PORSCHE	9	23	48	91
PSA AUTOMOBILES	2	-	21	-
RENAULT	225	275	1,009	1,360
RIMOR, XGO, BLUCAMP, KENTUCKY CAMP, AHORN	-	-	1	-
ROLLS ROYCE	-	-	-	2
ROVER	-	-	-	1
SAAB	-	-	-	2
SEA / MOBILVETT	-	1	-	13
SEA S.P.A	-	-	-	1
SEAT	135	59	700	271
SKODA	367	108	1,300	525
SMART	2	205	8	1,079
SSANGYONG	-	-	-	1
SUBARU	1	7	16	31
SUZUKI	395	209	1,730	1,088
TALBOT	-	-	-	1
TATA	-	1	-	2
TESLA MOTORS	1	2	2	5
TOYOTA	1,029	1,084	5,357	6,128
TRIUMPH	-	1	-	1
TUSCAN	-	-	-	1
VINDICATOR	-	-	-	1
VOLKSWAGEN	710	250	3,277	1,296
VOLVO	143	12	615	48
TOTAL	7,929	5,785	35,921	30,376

1 : With 2nd/3rd stage manufacturer in Greece.

2 : With 2nd/3rd stage manufacturer abroad.

Graph 8. Sales of new passenger cars by make (June 2020)



Graph 9. Sales of new passenger cars by make (January - June 2020)

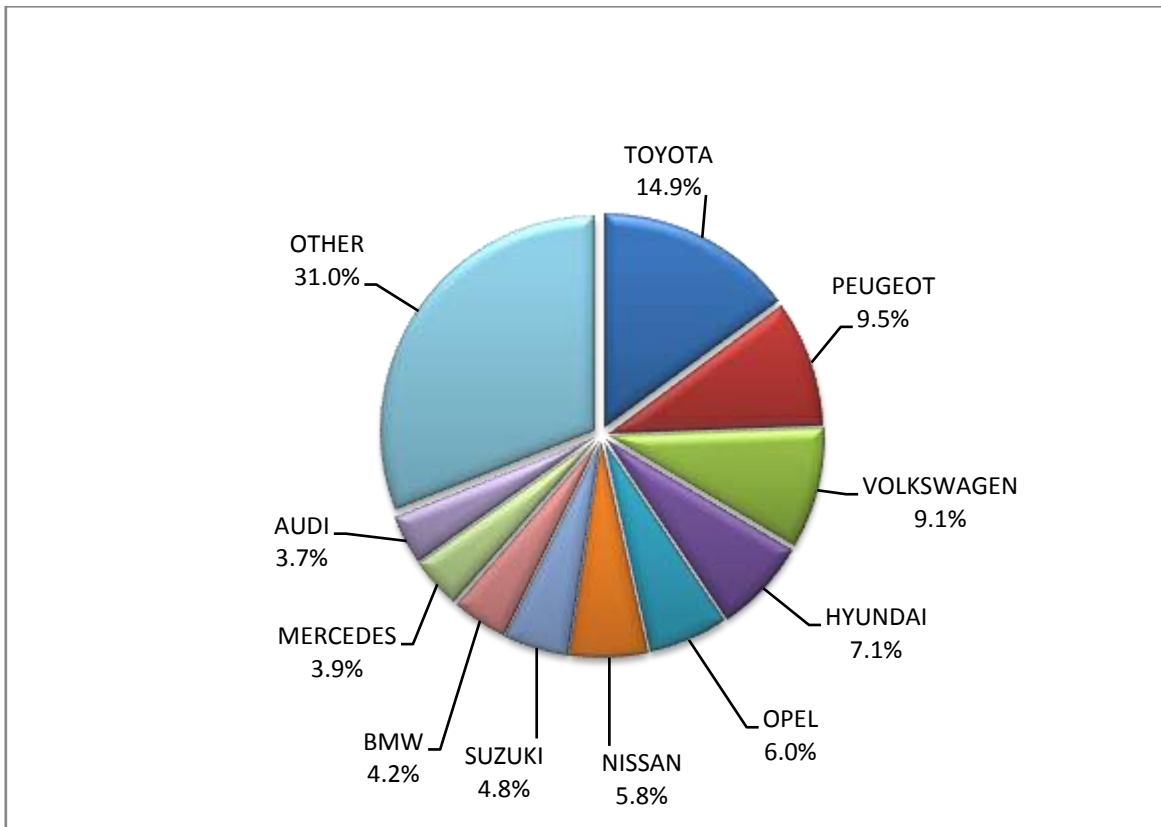


Table 5
Sales of new and used lorries by make: June 2020 and January- June 2020

Make	Lorries			
	June		January- June	
	new	used	new	used
ASTRA	-	-	-	1
AUTO UNION	-	-	-	1
BMW	-	2	-	2
CHEVROLET	-	-	-	3
CHRYSLER	-	-	-	1
CITROEN	66	47	250	258
DACIA	35	5	133	21
DAF	1	20	6	140
DAF ¹	3	-	23	-
DODGE	-	1	-	4
FCA US LLC	-	1	-	2
FIAT	114	211	458	1,035
FIAT-IVECO	-	5	-	21
FORD	132	223	554	1,039
FORD ¹	2	-	16	1
GOUPIL, MEGA, POLARIS, GEM	-	-	1	-
GREAT WALL MOTOR	-	-	-	2
HYUNDAI	-	5	-	28
ISUZU	5	34	36	138
ISUZU ¹	-	-	1	-
IVECO	1	26	8	161
IVECO ¹	1	1	47	2
IVECO MAGIRUS	-	1	-	10
JEEP	-	-	-	1
KIA	-	4	-	12
LAND ROVER	-	3	-	11
LIAZ	-	-	-	1
MAGIRUS	-	-	-	1
MAN	7	48	17	337
MAN ¹	3	-	28	1
MAXUS , LDV	1	-	1	-
MAZDA	1	27	1	132
MERCEDES	44	335	166	1,877
MERCEDES ¹	24	1	107	2
MITSUBISHI	19	62	116	300
MITSUBISHI ¹	2	-	47	1
MITSUBISHI ²	1	-	2	-
MULTICAR	-	-	1	-
NISSAN	43	97	244	530
OPEL	7	72	64	364
PEUGEOT	67	51	392	284
PEUGEOT ¹	-	-	1	-
PFAU	-	-	-	5
PIAGGIO	20	4	39	20

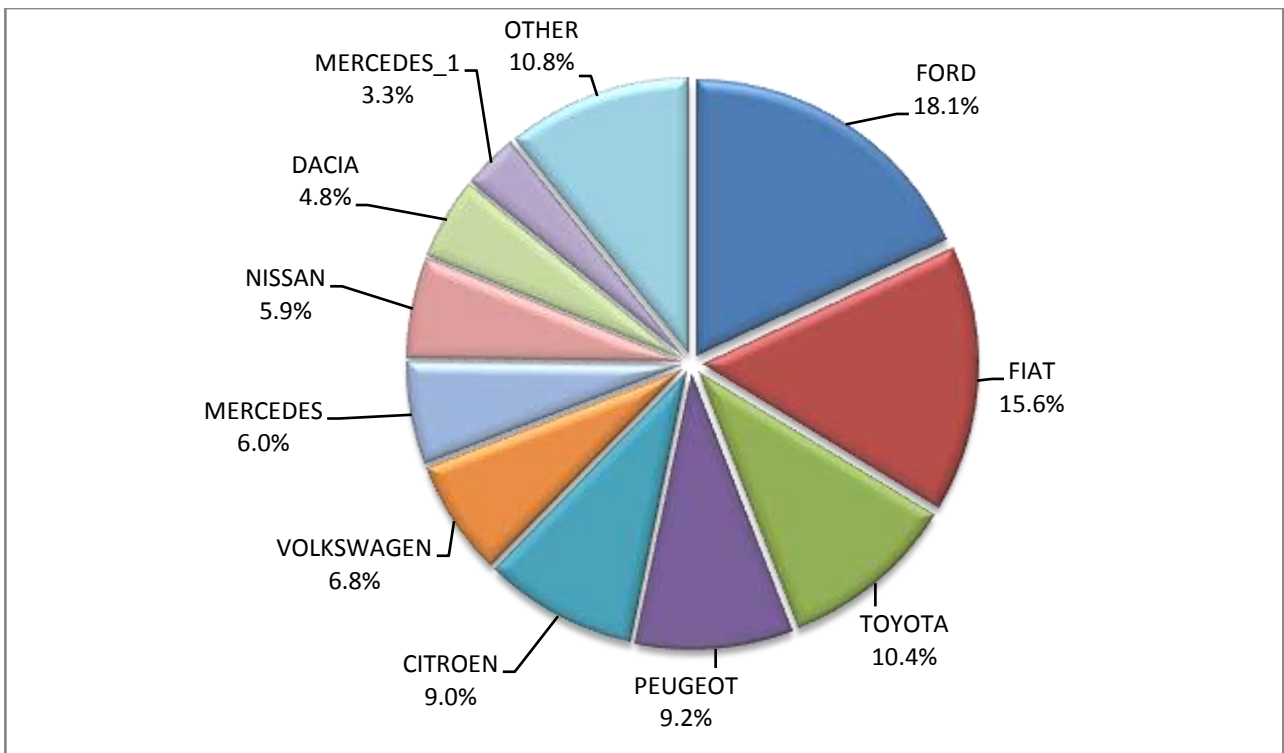
Table 5 (cont)
Sales of new and used lorries by make: June 2020 and January- June 2020

Make	Lorries			
	June		January- June	
	new	used	new	used
PIAGGIO ¹	1	-	1	-
RAUSCH GMBH	-	-	-	1
RENAULT	1	81	9	474
ROSSI OLEODINAMICA S.R.L.	-	-	1	-
SCANIA	-	37	6	285
SCANIA ¹	-	-	4	1
SCHMITZ CARGOBULL	-	-	-	1
SCODA	-	-	-	2
SEAT	-	1	-	9
SKODA	-	4	-	15
SSANGYONG	-	-	-	3
TATA	-	-	-	3
TOYOTA	76	64	439	284
VOLKSWAGEN	50	102	166	482
VOLKSWAGEN ¹	1	-	3	-
VOLVO	2	77	19	553
VOLVO ¹	-	-	1	1
TOTAL	730	1,652	3,408	8,863

1 : With 2nd/3rd stage manufacturer in Greece.

2 : With 2nd/3rd stage manufacturer abroad.

Graph 10. Sales of new lorries by make (June 2020)



Graph 11. Sales of new lorries by make (January - June 2020)

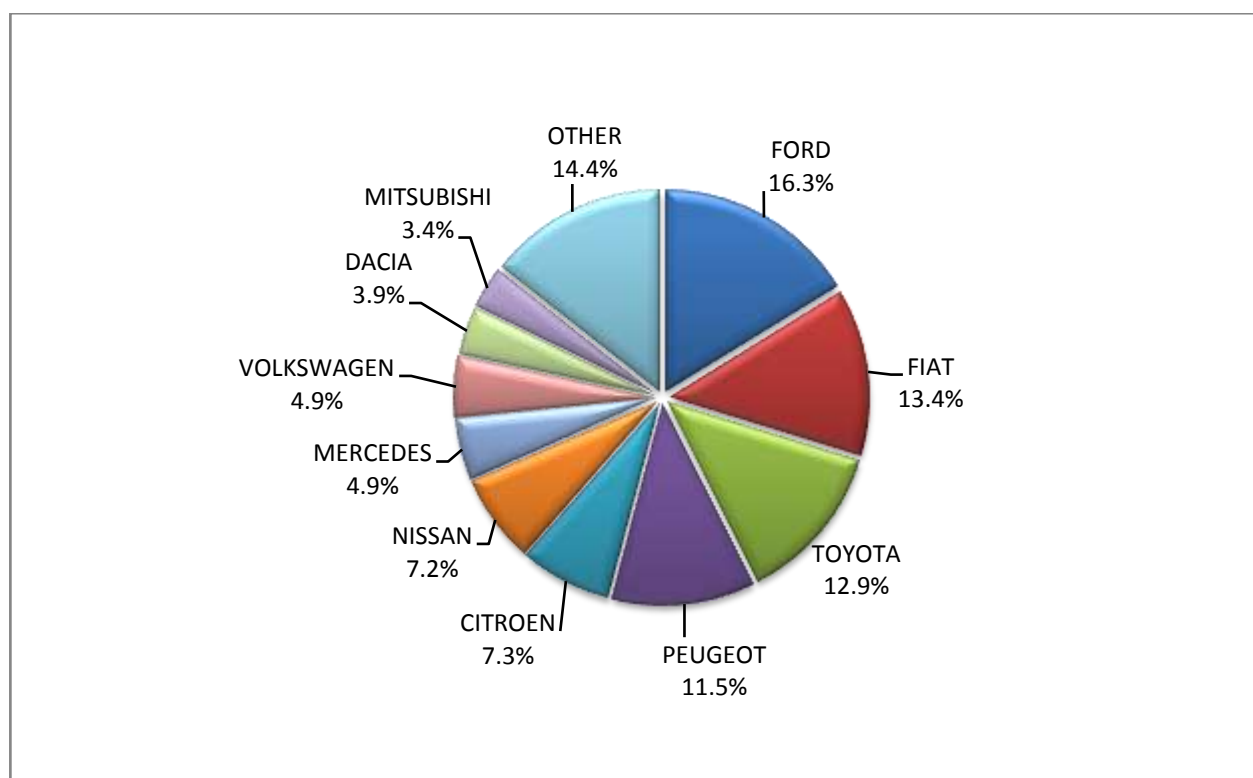


Table 6. Sales of new and used buses by make: June 2020 and January- June 2020

Make	Buses			
	June		January- June	
	new	used	new	used
BMW ²	-	-	1	-
BOVA	-	8	-	55
DAF	-	-	-	2
EVOBUS	-	-	-	12
FIAT	-	-	-	2
FIAT ²	-	-	3	-
FIAT IVECO	-	-	-	1
FORD	3	1	5	9
IRISBUS	-	-	-	1
IRIZAR	-	-	3	-
ISUZU	-	-	-	1
IVECO	-	-	2	10
MAN	-	8	16	70
MAN/NEOPLAN	-	-	3	9
MERCEDES	-	26	6	364
MERCEDES ¹	6	-	49	2
MERCEDES ²	3	-	15	3
NEOPLAN	2	4	7	20
OTOKAR	1	-	1	2
PEUGEOT	-	2	-	2

Table 6 (cont)
Sales of new and used buses by make: June 2020 and January- June 2020

Make	Buses			
	June		January- June	
	new	used	new	used
RENAULT	-	-	-	1
SCANIA	-	1	-	8
SCANIA ²	-	-	1	2
SETRA	-	3	7	28
TECNOBUS S.P.A.	2	-	2	-
TEMSA	1	2	4	17
UNVI	1	-	1	-
VAN HOOL	-	-	-	4
VOLKSWAGEN	-	-	-	8
VOLVO	-	-	-	6
XIAMEN KING LONG	-	-	-	5
TOTAL	19	55	126	644

1 : With 2nd/3rd stage manufacturer in Greece.

2 : With 2nd/3rd stage manufacturer abroad.

Graph 12. Sales of new buses by make (January - June 2020)

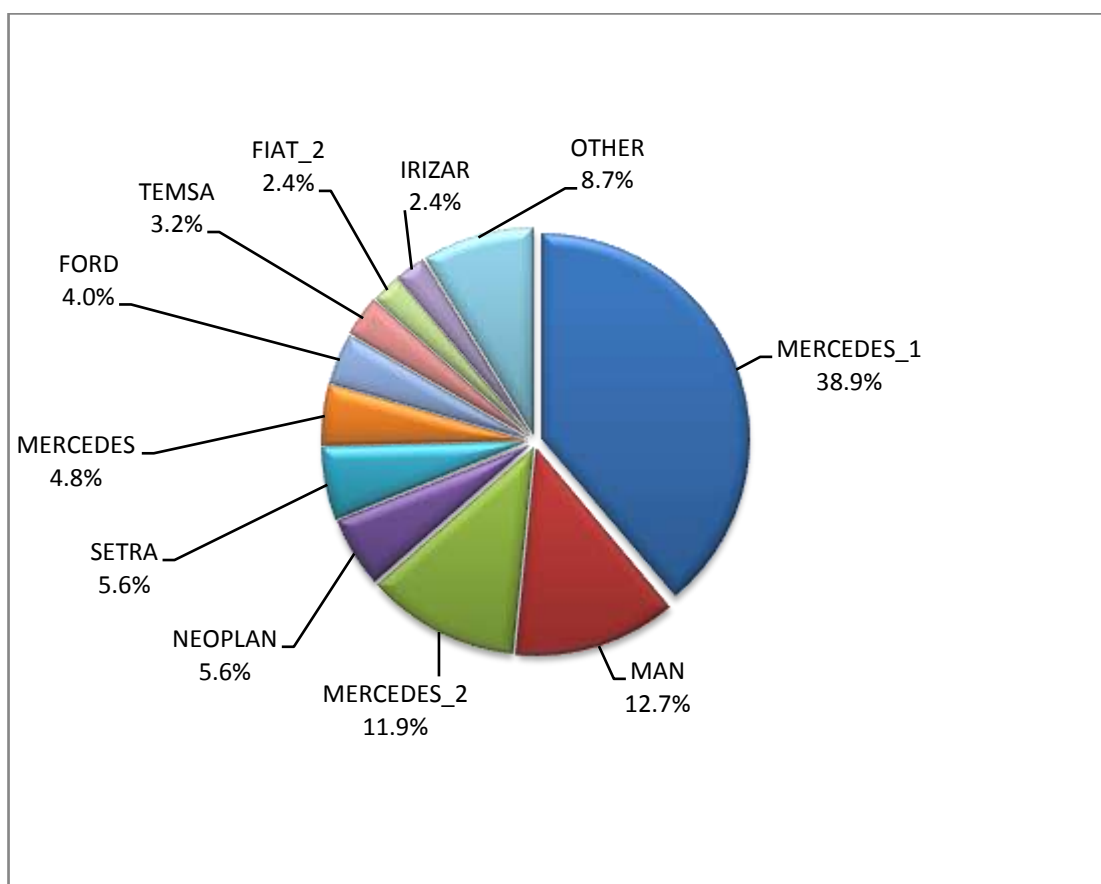


Table 7

Sales of new and used motorcycles by make or manufacturer: June 2020 and January- June 2020

Make	Motorcycles			
	June		January- June	
	new	used	new	used
ADIVA	-	-	-	2
AGUSTA MV	-	-	-	1
APRILIA	4	10	13	31
APRILIA, DERBI ,GILERA di Piaggio & C. S.p.A.	1	-	1	-
AYO, HAOJIANG, ZHONGYU, THUMP, THUMPSTAR, KIDEN, ZONTES, Junak, SENKE, TANNY, TYAN, ROMET, ROMET MOTORS, ROUTER	2	-	2	-
BAJAJ	6	-	11	1
BAOTIAN, SUPERKING, WALTON, HONDA	1	-	1	1
BASHAN, AMGroup, AMGroup Bike, DON, RBIS, WORKER BEAR, Nomik ATV 2, APACHI, ISILDAR	3	-	5	-
BENELLI	37	-	134	-
BETA	6	-	32	2
BIG DOG	-	-	-	1
BMW	93	28	294	91
BOMBARDIER RECREATIONAL PRODUCTS ING (BRP)	-	-	5	-
BRIXTON	11	-	33	-
CAGIVA	-	-	-	1
CAN AM	-	-	-	1
CFMOTO	16	-	51	-
CFMOTO, GOES	9	-	26	-
CHONGQING BASHAN	-	-	-	1
DAELIM	2	-	8	1
DAYANG	-	-	1	-
DAYANG, DAYTONA MOTORS, NIPPONIA, KUBA	82	-	319	1
DAYANG, DAYTONA MOTORS, NIPPONIA, SALCANO	418	3	1,361	13
DAYANG, ECOCREMO, ECOOTER, ECOOTOR,AGM, ORCAL, SUMCO	-	-	1	-
DAYTONA	-	-	-	1
DUCATI	32	7	73	28
EFUN, PULSE, ZAP	1	-	1	-
EFUN, ZAP	-	-	2	-
EVA, EMBUGGY, VINTAGE, EVANGEL	2	-	5	-
FANTIC MOTOR	1	-	2	-
FD MOTORS, FASPIDER	-	-	2	-
GILERA	-	-	-	5
HANWAY, MASAI, JUNAK, Motorini, STMAX, ROMET, CLS, ROMET MOTORS, GEMINI, RIVERO	2	-	3	-
HAOJIAN, ZONTES, TAYO, Sharpon, IFINO, KIDEN, ZHONGYU, CUBTOM, DIYUN, NAMIN,TIM DERVI, VUKA, THUMP, RIPPER	-	-	6	-
HARLEY DAVIDSON	7	12	40	55
HESHAN, GOUJI, NANLIAN, MOTORCYCLE INDUSTRY, ORCAL, AJS, HERALD MOTOR COMPANY,MACBOR,MOTOBI	-	-	1	-
HONDA	360	65	1,255	235
HSUN	-	1	-	1
HSUN, HISUN, APACHI, Mx, MASAI, HYTRACK, TRAPPER, PUMAREX, GEON, ASYAMOTOR, DAYTONA MOTORS, KRAL	5	-	10	-
HUONIAO, DH.HAOTIAN,MOTORINI, PEGASUS, MASH	-	-	4	-
HUSABERG	-	-	-	3
HUSQVARNA	6	-	18	4

Table 7 (cont)

Sales of new and used motorcycles by make or manufacturer: June 2020 and January- June 2020

Make	Motorcycles			
	June		January- June	
	new	used	new	used
HYOSUNG	-	1	-	1
HYOSUNG & S&T KANUNI	1	-	4	-
IANYING, TYM, XINBEN, TEYIN, RIYA,ONGYUNDA, SANBEN, ALFA, Senzo, La Souris, TCB, KENTOYA	7	-	16	-
INDIAN MOTORCYCLE	1	-	12	1
ITALCAR	1	-	1	-
JIAJI, HUATIAN, FEILING, LINTEX, GOMAX, SOMOTO, TECHMOOVE, TAURIS	-	-	-	1
JIAJUE, JINDING, LANYING, DHS, MIROMOTO, ALPHAMOTO, SPRINT, QLINK, MAXON, RICH MOTORS, EUROCKA(CKA), PEDA	1	-	1	-
JIAJUE, JOYRACE, MAXON, GINEVA MOTO, MONDIAL, UGUR, DERRACE, VIARELLI, Berini, MAGPOWER, ROMET MOTORS	-	-	5	-
JIANSHE	-	-	2	-
JIAYUAN	-	-	10	-
JINLANG, ZUNDAPP, XHODNA, APGmoto, COLIBRI, RAZORY, VIARELLI, SUMCO, FLEX TECH, IVA, TNT moto	-	-	3	-
JINLING	-	-	-	1
KAWASAKI	32	9	91	39
KEEWAY	-	1	-	1
KEWET	-	-	-	1
KTM	37	4	178	23
KWANG YANG	-	2	-	7
KYMCO	344	53	906	202
LAMBRETTA	1	-	3	1
LEXMOTO	-	1	-	1
LIFAN, HONLEI, SKYGO, BISAN-LIFAN	-	-	1	-
LIGIER	-	-	-	1
Lingzhida, LINZDA, LINDN, LINYI, LONGMAO, NLIGHT	-	-	4	-
LINHAI, KUBA, ONLINE, LHY	1	-	2	-
LML	-	-	-	2
LONCIN, VOGÉ, KUBA, RKS, ITALIKA, SUNRACE, SKY, MALAGUTI, SUPERBIKE, ROCKET, NOVELBAT	4	-	5	-
LONCIN,KUBA,RKS,ITALIKA,SUNRACE,SKY,MALAGUTI,SUPERBIKE,ROCKE T,NOVELBAT,TIGERMOTO,GREEN	3	-	8	-
LONGJIA, ITALJET, ORCAL, BEELINE	-	-	5	-
LONGJIA, ORCAL, TNT MOTOR, BEELINE, VGA, ITALJET, GEMINI, lexmoto, Jahanro, italo, NECO	5	-	52	-
MALAGUTI	-	1	-	3
MBK	-	4	9	13
MELEX	1	-	1	-
MG MOTO	3	-	19	-
MGK HM	282	1	974	6
MODENAS	-	-	-	2
MONDIAL, PELPI INTERNATIONAL	1	-	6	-
MOTO GUZZI	4	-	20	1
MOTO S.P.A	-	-	3	-
MV AGUSTA	1	-	2	-
NOUN ELECTRIC	-	-	1	-

Table 7 Cont)

Sales of new and used motorcycles by make or manufacturer: June 2020 and January- June 2020

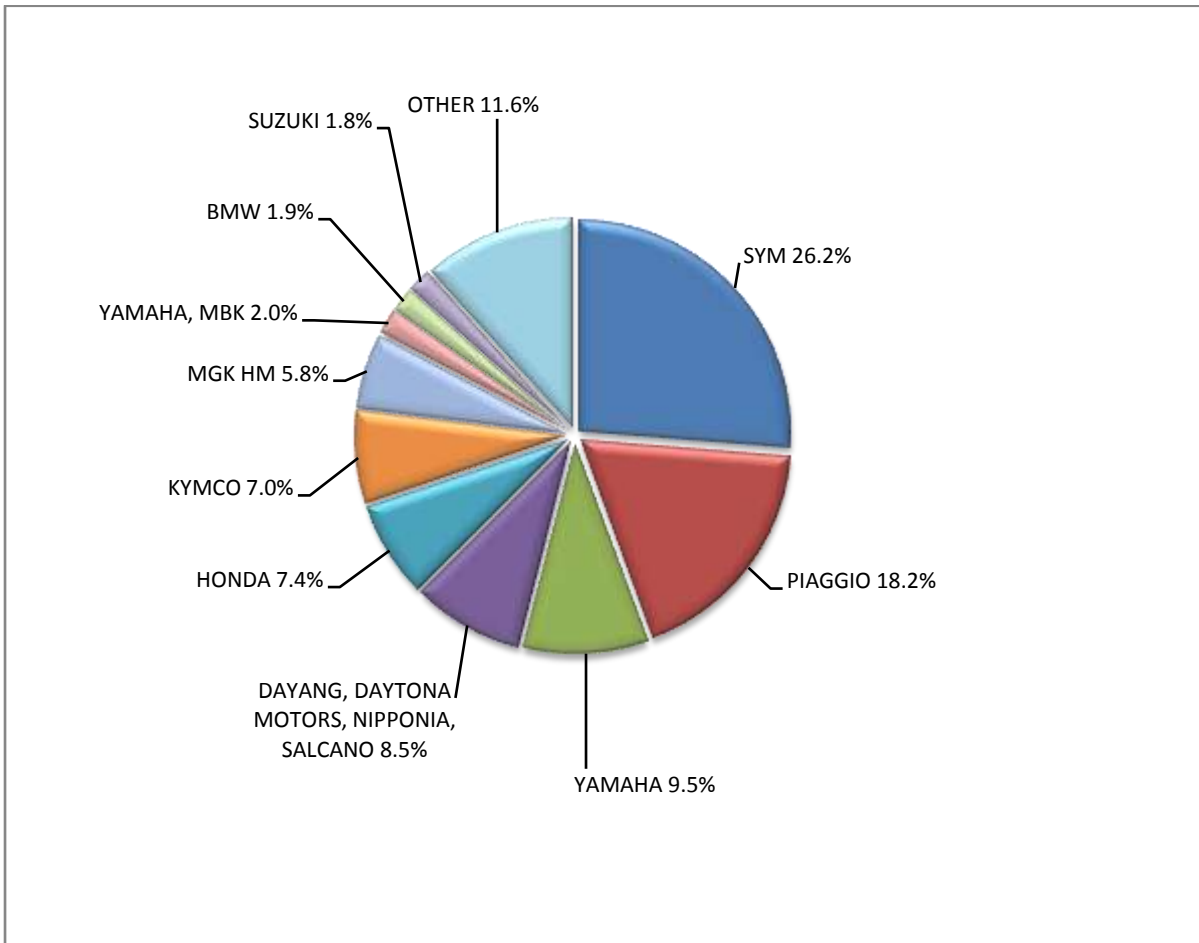
Make	Motorcycles			
	June		January- June	
	new	used	new	used
PEUGEOT	11	3	44	7
PIAGGIO	889	50	2,720	199
POLARIS	4	2	13	3
QINGQI, CLEVELAND, CYCLEWERKS ACE, CLEVELAND ACE, CLEVELAND CYCLEWERKS ACE DELUXE	1	-	1	-
QJ, QJIANG, KEEWAY, LEONE, KUBA, RKS, BENELLI, VENGO	3	-	11	1
QJ, QJIANG, KEEWAY, LEONE, KUBA, RKS, TELL, EMPIRE KEEWAY, BENELLI, VENGO	12	-	22	-
QJ, QJIANG, KEEWAY, LEONE, RKS, BENELLI, EMPIRE KEEWAY, KUBA	48	-	182	2
QJ, QJIANG, KEEWAY, LEONE, tell, KUBA, RKS, BENELLI, VENGO	3	-	11	-
QUADRO VEHICLES	-	-	18	-
QUADRO, QUADRO VEHICLES	3	-	20	-
RENAULT	-	1	1	1
RENLI	2	-	2	-
RIYA, HONLING, YAMAKOYO, TIANYING, GOES, SANYOU, BM, FUN BIKE, WOTTA	-	-	1	-
ROYAL ENFIELD	4	-	9	2
Royalloy,Royal Alloy,RA,SCOMADI,VALENTINO,VALENTINO MOTORI	2	-	14	-
SACHS	-	-	-	1
SAKURA, GOLDENLION, E.F.O., Fauro, Viverra, Nitrox, STRELLA City, Artisan	2	-	8	-
SAN YANG	-	1	-	2
SCUTUM, ETRIX, SILENCE	-	-	1	-
SHANYANG, ATLAS PANTHER, YAMAZUKI MOTO, MOTORKING, Hirlee, XB	9	-	17	-
SHARE'NGO, ZHIDOU	-	-	4	-
SHENGWO NEW ENERGY, YUKI	3	-	7	-
SHERCO	-	-	1	4
SHINERAY, MONDIAL, DAYTONA MOTORS, WK, ROMET MOTORS, MASH, M1NSK, WK BIKES, DERRACE	-	-	1	-
SKYTEAM, SACIN, METALCO, SOKUDO, BAZUKA, MINICO, MOTOS BORDOY, SUMCO, ROXON, CSR, MONKEY BIKES, FAZTEK	3	-	8	-
SKYTEAM, SASIN, CSR, METALCO, SOKUDO, BAZUKA, MINICO, MOTOSBASI	-	-	2	-
STANDARD MOTOR	-	-	-	1
SUZUKI	89	30	226	92
SWM	-	-	1	-
SYM	1,283	21	3,773	57
TAYO, HAOJIANG, ZHONGYU, THUMP, THUMPSTAR, KIDEN, ZONTES, Junak, SENKE, TANNY, TYAN, ROMET	31	-	112	-
TAYO, HAOJIANG, ZHONGYU, THUMP, THUMPSTAR, KIDEN, ZONTES, Junak, SENKE, TANNY, TYAN, ROMET, ROMET MOTORS, ROUTER	3	-	46	-
TAYO,HAOJIANG,ZHONGYU,THUMP,THUMPSTAR,KIDEN,ZONTES,Junak, SENKE,TANNY,TYAN,ROMET,ROMET MOTORS,ROUTER	7	-	11	-
TGB	-	-	-	2
TIANYING, RIYA, HONGYUNDA, TYM, HONLING	7	-	17	-
TIANYING, RIYA, HONGYUNDA, TYM,HONLING, TAMCO, ALISON, DMK MOTORS, WLIE,LEEWAY, WLXQ, AP Gmoto, ALFA	3	-	8	-

Table 7 (cont)

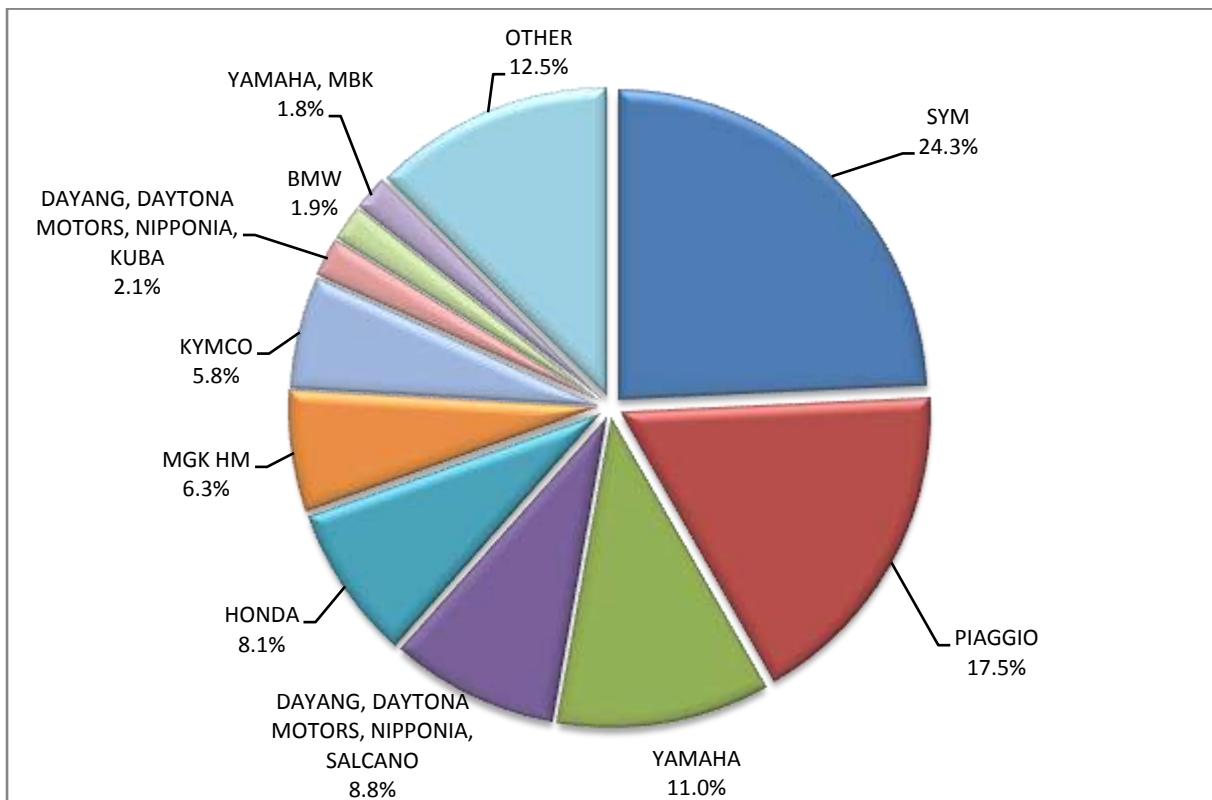
Sales of new and used motorcycles by make or manufacturer: June 2020 and January- June 2020

Make	Motorcycles			
	June		January- June	
	new	used	new	used
TIANYING, TYM, XINBEN, TEYIN, RIYA, HONGYUNDA, SANBEN, ALFA, Senzo, La Souris, TCB	2	-	3	-
TRIUMPH	25	3	57	7
VESPA GS 150	-	-	-	1
VMOTO-SOCO, E-MAX, VMOTO, SUPER SOCO	1	-	2	-
WANGYE, SANBEN, UM, KENOS, SUPERBYKE, MDC, MISTRAL, STREET ELEGANCE, 4WMOTO, RIVERO, VIKERS, ZIPP, SANLI, GOWINN	-	-	1	-
WONJAN, SAMADA	1	-	2	-
XGJAO, ZIPP, TOROS, ROMET, ROMET MOTORS, ROUTER, VEEROAD, DAYTONA MOTORS, GEMINI, MH MOTORCYCLES, MTG MOTORS	11	-	35	-
Xintian, Kinroad	-	-	-	1
YADEA, KUBA, RKS, E-MON, YUKI	1	-	1	-
YAMAHA	466	101	1,718	330
YAMAHA, MBK	97	2	284	3
YINGANG, BENYI, ROMET MOTORS, YUKI, ROUTER, MOTORAN, DAYTONA MOTORS, M1NSK, HAMACHI, KUBA, MONDIAL	6	-	17	-
YINXIANG, KENBO	-	-	5	-
YINXIANG, MONDIAL, GEMINI, TCB	-	-	1	-
ZHONGNENG, ZNEN, AGM, AJS, YUKI, COLIBRI, EUROCKA, BTC, NOVA MOTORS, LEXMOTO, Actionbikes Motors	9	-	20	-
ZHONGNENG, ZNEN, AGM, AJS, YUKI, COLIBRI, EUROCKA, BTC, NOVA MOTORS, LEXMOTO	7	-	18	-
ZONGSHEN, ZIP STAR, Lexmoto, ICONE, VORTEX, M1NSK, MACBOR	1	-	2	-
ZONGSHEN, ZIP STAR, Lexmoto, ICONE, VORTEX, M1NSK, MACBOR, MONDIAL, ROMET MOTORS, SINNIS, SPARKSTER, OVER BIKES	1	-	6	-
ZONGSHEN, ZIP STAR, ZEALSUN, RYMCO	1	-	2	-
ZONGSHEN, ZIPSTAR, ICONE, JUNAK, Lexmoto, MH Motorcycles, MINSK, MONDIAL, ROMET MOTORS, SINNIS, SPARKSTER	1	-	2	-
TOTAL	4,889	417	15,552	1,503

Graph 13. Sales of new motorcycles (June 2020)



Graph 14. Sales of new motorcycles (January - June 2020)



EXPLANATORY NOTES

Survey on the issuing of new road motor vehicle circulation licenses	The survey on the issuing of new motor vehicle circulation licenses is a census survey. The released data give information, at country level, on the brand and type of the motor vehicle, as well as whether it is new or used. The survey does not include vehicles that move on rails, trolley busses, agricultural tractors and machinery. In addition, the following are excluded: all motor vehicles of the Armed Forces, Police, Fire Brigade, State Services, Diplomatic Corps, Foreign Missions, and Invalids of Wars, as well as motorcycles with a cylinder capacity less than 50 cc.
Legal basis	Law 3832/2010
Reference Period	June 2020
Coverage	The production of monthly data is based on the registers held by the Ministry of Infrastructure, Transport and Networks, which records all the monthly changes observed in the vehicle registration licenses at country level.
Definitions	<p>Road motor vehicle is any vehicle that, irrespective of the number of wheels, is moved by an engine and is designed to transport persons or cargo or both of them, either they are on the same single vehicle or on a trailer carried by the main motor vehicle.</p> <p>New road motor vehicle is any motor vehicle that is registered for the first time in Greece during the reference month and has not been put into circulation in any other country.</p> <p>Used motor vehicle is any motor vehicle that is registered for the first time in Greece and has been imported as a used one from abroad</p> <p>Passenger motor vehicle: it is a motor vehicle designed to carry mostly people, having no more than 9 seats, including the driver's seat.</p> <p>Bus: it is a motor vehicle, which is designed to carry mostly people, having more than 10 seats, including the driver's seat. In the corresponding tables of this Press Release, this category also includes articulated buses.</p> <p>Lorry: it is motor vehicle designed to carry mostly cargo. In the corresponding tables of this Press Release, this category also includes tractors, tow trucks, articulated tractors, and trucks with trailers.</p> <p>Motorcycle: any two-wheeled motor vehicle, with or without sidecar, with maximum authorized design speed over 45 km/h, or in case it is powered by a combustion engine, with a cylinder capacity of 50 cc or over. In the corresponding tables of this Press Release, this category also includes the three-wheeled motor vehicles – motor tricycles.</p> <p>Tricycle motor vehicle: it is a motor vehicle with three symmetrical wheels with maximum authorized design speed over 45 km/h, or in case it is powered by a combustion engine, with a cylinder capacity over the 50 cc. This category also includes four-wheel vehicles, except the light four-wheel motorcycles, whose empty vehicle tare (excluding the weight of the fuel or mixture of fuel-oil or the weight of the batteries for electric cars) is up to 400 kg in the case the vehicle is designed for passenger use or up to 550 kg in case the vehicle is designed to carry cargo and whose engine is up to 15KW.</p>
Methodology	Exhaustive Survey. The primary data derive from the Ministry of Infrastructure, Transport and Networks and are based on the issuing of new circulation licenses as they are registered by the Regional Offices for Transport and Communications.
References	More information (graphs, tables) concerning the survey on the issuing of new motor vehicle circulation licenses are available on the webpage of ELSTAT, www.statistics.gr , under the link http://www.statistics.gr/en/statistics/-/publication/SME24/