



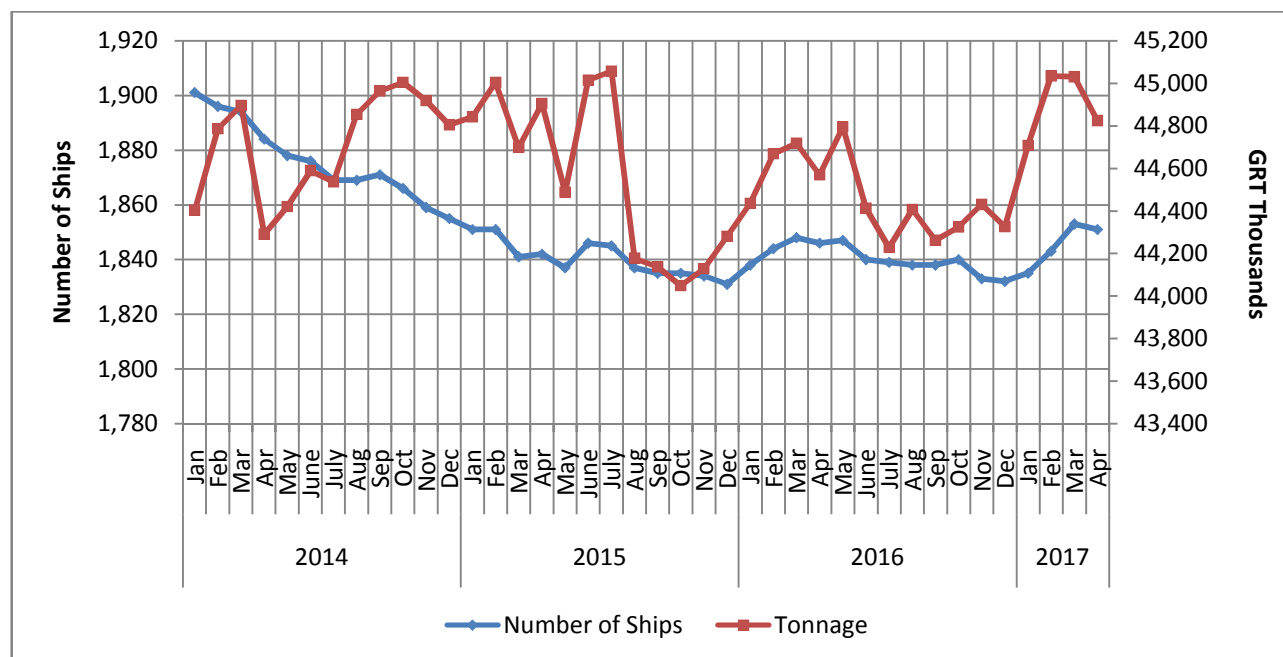
PRESS RELEASE

GREEK MERCHANT FLEET: April 2017 (Provisional data)

The Hellenic Statistical Authority (ELSTAT) announces data on the Greek Merchant Fleet (for vessels of 100 GRT¹) for April 2017. Particularly:

- The Greek Merchant Fleet increased by 0.2% in April 2017 compared with April 2016. An increase of 0.3% was also recorded in April 2016 compared with April 2015 (Table 1).
- The gross tonnage of the Greek Merchant Fleet, for vessels of 100 GRT and over, recorded an increase of 0.5% in April 2017 compared with April 2016, while a decrease of 0.7% was observed in April 2016 compared to April 2015 (Table 1).

Graph 1: Greek Merchant ships of 100 GRT and over: January 2014 – April 2017



Information:

Division of Statistics on Trade and Services

Section of Shipping Statistics

Papandreou Konstantinos

Tel : +30 213 135 2187

Fax: +30 213 135 3059

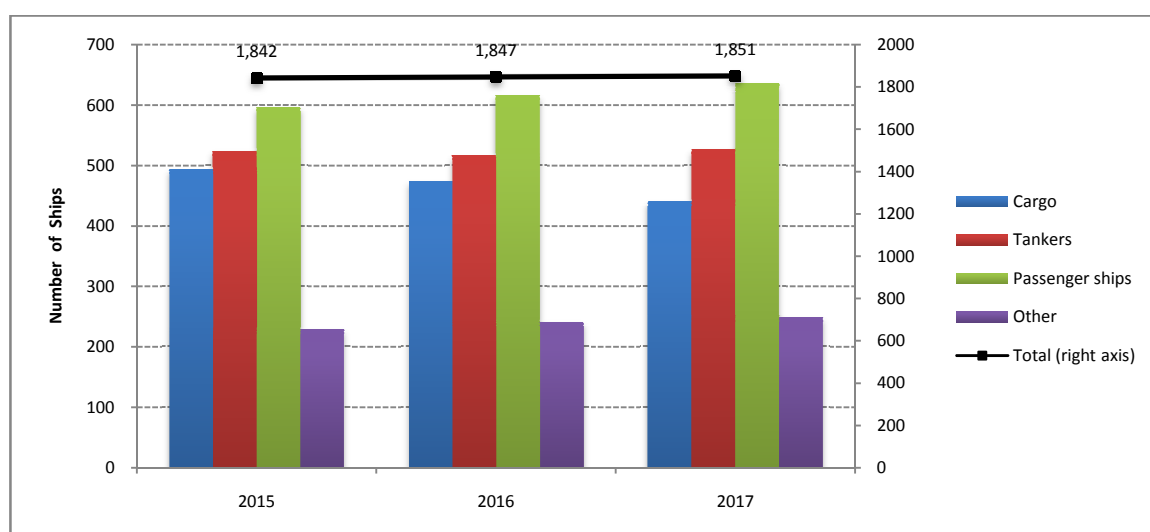
email: k.papandreou@statistics.gr

¹ GRT: Gross Tonnage

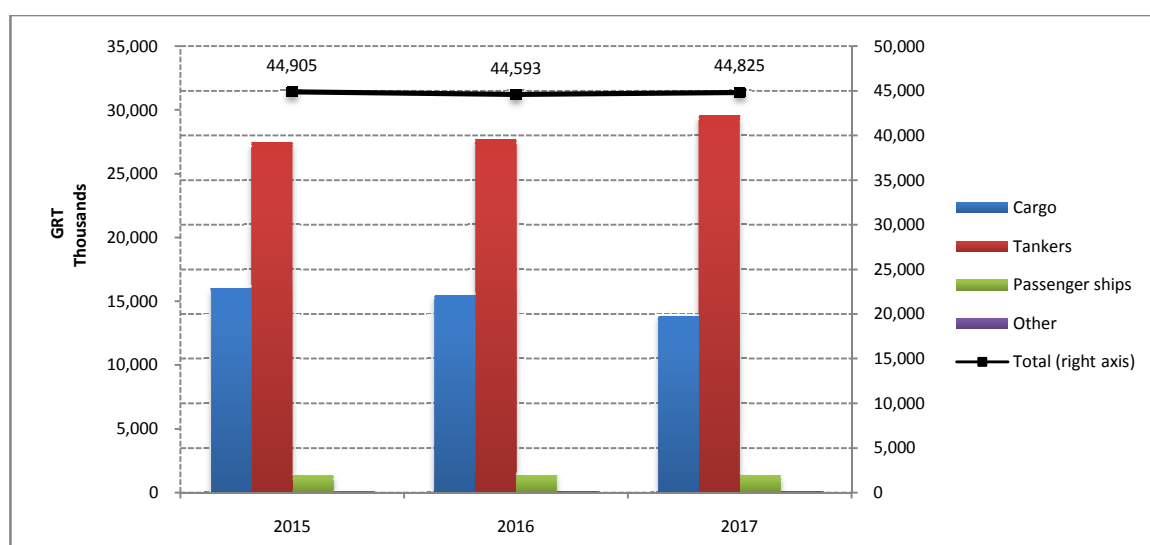
**Table 1. Number and tonnage of Greek Merchant ships of 100 GRT and over, by types of ships,
April 2015 – 2017**

April										
	2015		2016		Change % 2016/2015		2017		Change % 2017/2016	
Types of ships	Number of Ships	Tonnage (GRT)	Number of Ships	Tonnage (GRT)	Number of Ships	Tonnage (GRT)	Number of Ships	Tonnage (GRT)	Number of Ships	Tonnage (GRT)
Cargo	493	16,037,075	474	15,456,278	-3.9%	-3.6%	440	13,822,506	-7.2%	-10.6%
Tankers	523	27,440,050	516	27,698,887	-1.3%	0.9%	526	29,575,682	1.9%	6.8%
Passenger ships	597	1,360,439	616	1,352,944	3.2%	-0.6%	636	1,339,607	3.2%	-1.0%
Other	229	67,191	241	84,568	5.2%	25.9%	249	87,045	3.3%	2.9%
Total:	1,842	44,904,755	1,847	44,592,677	0.3%	-0.7%	1,851	44,824,840	0.2%	0.5%

**Graph 2a: Number of Greek Merchant ships of 100 GRT and over, by types of ships,
April 2015 – 2017**



**Graph 2b: Tonnage of Greek Merchant Ships of 100 GRT and over, by types of ships,
April 2015 – 2017**



**Table 2. Distribution of the Greek Merchant ships of 100 GRT and over, by tonnage groups,
April 2015 – 2017**

April										
	2015		2016		Change % 2016/2015		2017		Change % 2017/2016	
Tonnage Groups	Number of Ships	Tonnage (GRT)	Number of Ships	Tonnage (GRT)	Number of Ships	Tonnage (GRT)	Number of Ships	Tonnage (GRT)	Number of Ships	Tonnage (GRT)
[100-500)	723	183,758	736	188,171	1.8%	2.4%	754	191,707	2.4%	1.9%
[500-3,000)	324	406,378	337	420,234	4.0%	3.4%	347	430,208	3.0%	2.4%
[3,000-7,000)	71	316,823	71	316,328	0.0%	-0.2%	73	322,391	2.8%	1.9%
[7,000-10,000)	23	195,134	22	187,629	-4.3%	-3.8%	21	178,711	-4.5%	-4.8%
[10,000-20,000)	40	600,382	45	669,432	12.5%	11.5%	49	725,149	8.9%	8.3%
[20,000-30,000)	91	2,461,176	87	2,322,031	-4.4%	-5.7%	80	2,135,402	-8.0%	-8.0%
[30,000+)	570	40,741,104	549	40,488,852	-3.7%	-0.6%	527	40,841,272	-4.0%	0.9%
Total:	1,842	44,904,755	1,847	44,592,677	0.3%	-0.7%	1,851	44,824,840	0.2%	0.5%

**Graph 3: Distribution of Greek Merchant ships of 100 GRT and over, by tonnage groups,
April 2015 – 2017**

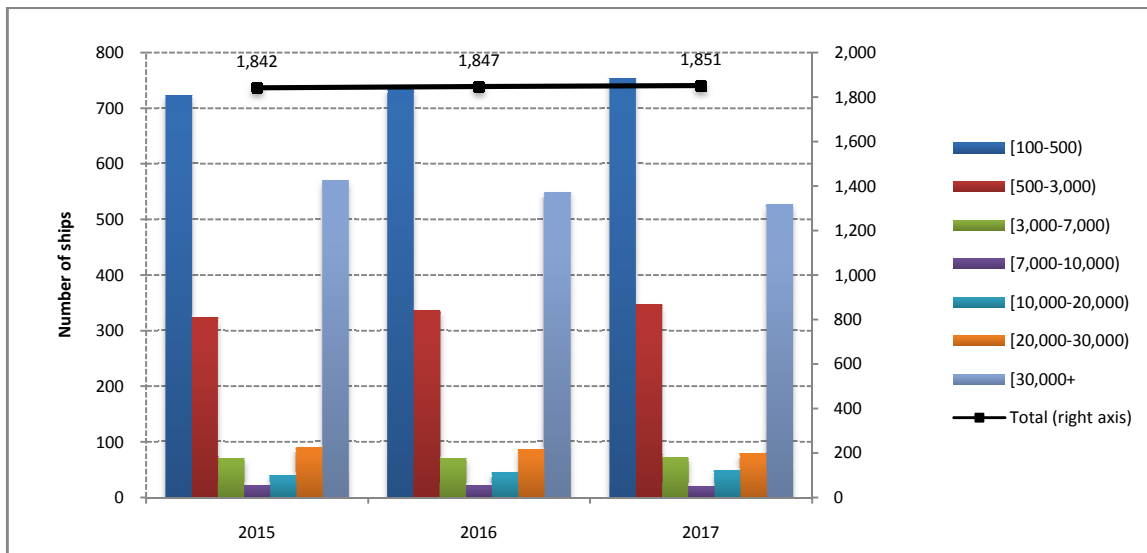
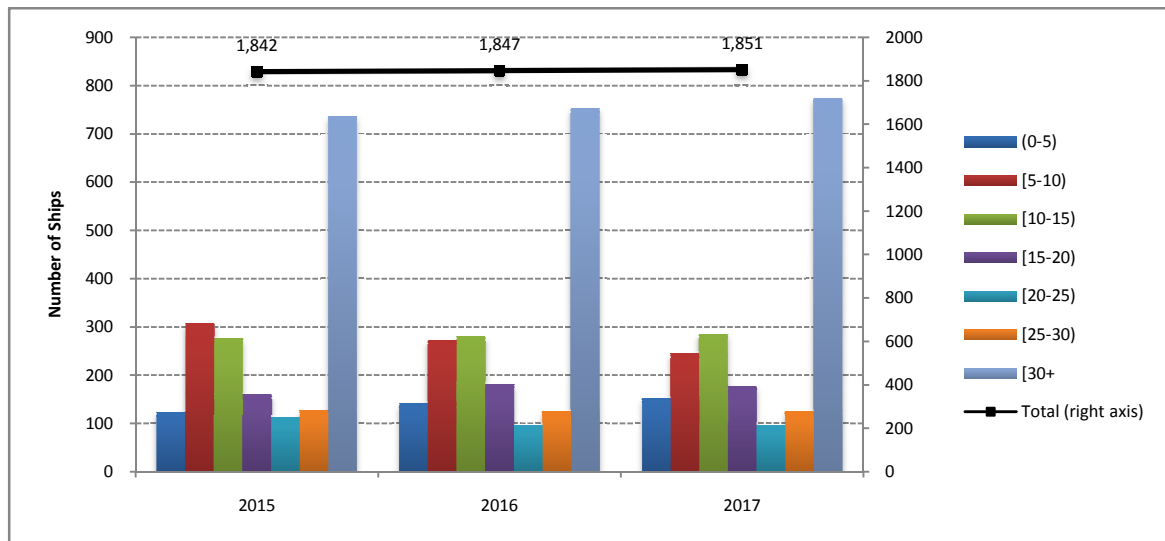


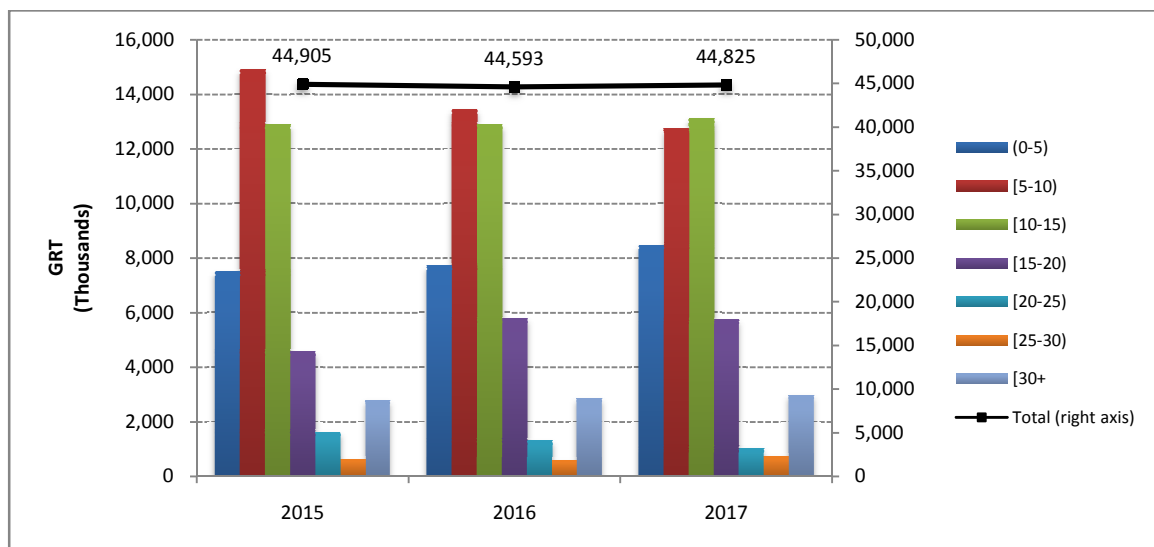
Table 3. Distribution of Greek Merchant ships of 100 GRT and over, by age groups, April 2015 – 2017

April										
	2015		2016		Change % 2016/2015		2017		Change % 2017/2016	
Age Groups	Number of Ships	Tonnage (GRT)	Number of Ships	Tonnage (GRT)	Number of Ships	Tonnage (GRT)	Number of Ships	Tonnage (GRT)	Number of Ships	Tonnage (GRT)
(0-5)	123	7,501,925	141	7,721,923	14.6%	2.9%	151	8,469,438	7.1%	9.7%
[5-10)	308	14,906,705	272	13,440,791	-11.7%	-9.8%	244	12,739,968	-10.3%	-5.2%
[10-15)	275	12,887,732	280	12,884,338	1.8%	0.0%	285	13,128,504	1.8%	1.9%
[15-20)	160	4,565,973	182	5,799,735	13.8%	27.0%	177	5,736,694	-2.7%	-1.1%
[20-25)	112	1,613,532	95	1,301,919	-15.2%	-19.3%	96	1,030,958	1.1%	-20.8%
[25-30)	127	638,844	124	586,646	-2.4%	-8.2%	124	738,924	0.0%	26.0%
[30+)	737	2,790,044	753	2,857,325	2.2%	2.4%	774	2,980,354	2.8%	4.3%
Total:	1,842	44,904,755	1,847	44,592,677	0.3%	-0.7%	1,851	44,824,840	0.2%	0.5%

Graph 4a: Distribution of Greek Merchant ships 100 GRT and over, by age groups, April 2015 – 2017



Graph 4b: Tonnage of Greek Merchant ships of 100 GRT and over by age groups, April 2015 – 2017



METHODOLOGICAL NOTES

Greek Merchant Fleet Survey	The Survey on the Greek Merchant Fleet is conducted on a monthly basis since 1964 without any major methodological changes ever since. The purpose of the survey is to fully record statistical data on the number and basic characteristics of the Greek merchant ships, thus depicting the evolution over the course of time of the Greek merchant fleet.
Legal Framework	The survey is conducted in compliance with the joint Ministerial Decision (No 6792/G-81/11-4-97), signed by the Minister of National Economy and the Minister of Mercantile Marine.
Reference Period	The results of the survey refer to the end of April 2017.
Coverage	The survey covers all domestic Port Authorities, as well as Greek Consular Port Authorities abroad, which keep ship registers. These Authorities have to send a report on a monthly basis to the Hellenic Statistical Authority (ELSTAT) pertaining to the changes in the Greek merchant ships registered in their ship registers.
Definitions	<p>Merchant ship: Seagoing self-propelled vessel, at least of 10 GRT, designed for the carriage of goods, transport of passengers, for fishing, towing or specially fitted out for other commercial maritime activities.</p> <p>Greek merchant fleet: The total number of the merchant ships registered in Greece, which belong to natural or legal persons residing on the Greek territory. The Greek flag carried by these ships means that all their maritime activities (subsidies for ship building, cargo limitations and other tax provisions) are governed by commercial and economic rules which are laid down by the respective Greek authorities.</p> <p>Gross Register Tonnage (GRT): Refers to the spaces within the hull and of the enclosed spaces above the deck which are available for carrying goods, food, passengers and crew, GRT is equal to the volume of 100 cubic feet or 2,83 m³.</p> <p>Net Register Tonnage (NRT): It is derived from the gross tonnage by deducting allowances in respect of spaces used for the crew, navigating and propelling machinery, fuel and water ballasts, and other spaces not used for passengers or cargo.</p> <p>Age of ship: indicated by the year of original construction of the hull or that of the hull containing the engine room.</p>
Methodology	<p>It is an exhaustive survey conducted by all domestic Port Authorities and Greek Consular Port Authorities abroad, which report to ELSTAT, on a monthly basis, on changes in the ships pertaining to: a) new registrations of ships in the ship registers, b) change in the name of a ship, c) change of ownership, d) transfers to or from a different port, e) deletion of a ship from a ship a register, f) final measurement – remeasurement of ships, g) replacement of the ship's engine.</p> <p>All these data, after being dully processed, are used to update, through a specially designed software application, the Official Register of Greek Merchant Ships, This Register is used for the production of monthly and annual statistical results.</p>
References	Further information (tables, charts) concerning the Survey on the Greek Merchant Fleet can be found on the webpage of ELSTAT (www.statistics.gr), under the link: << Industry, Trade, Services, Transport > Transport >Shipping > Greek Merchant Fleet of 100 GRT and over>>