

# Retail trade, 2018

## SALES VOLUME CHANGES



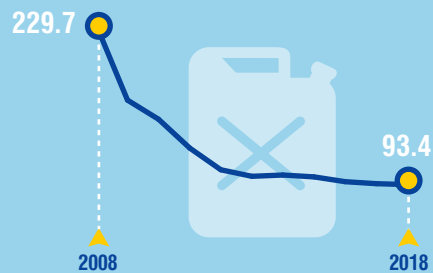
### STORES CATEGORIES



#### SUPERMARKETS




#### AUTOMOTIVE FUEL



#### PHARMACEUTICAL-COSMETICS



#### BOOKS-STATIONARY-OTHER GOODS




2018/2017  
**+1.2**

2018/2017  
**+5.1**

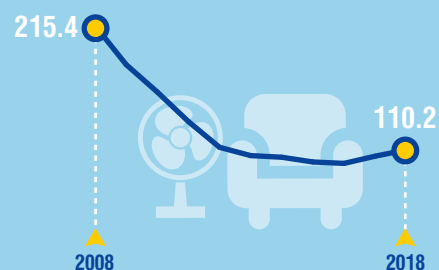
2018/2017  
**-0.3**

2018/2017  
**-2.9**

#### CLOTHING-FOOTWEAR



#### FURNITURE-ELECTRICAL EQUIPMENT, HOUSEHOLD EQUIPMENT



#### DEPARTMENT STORES



#### FOOD-BEVERAGES-TOBACCO

