


ADOPTIONS, 2017

393
TOTAL


2017/2016

+77.8%

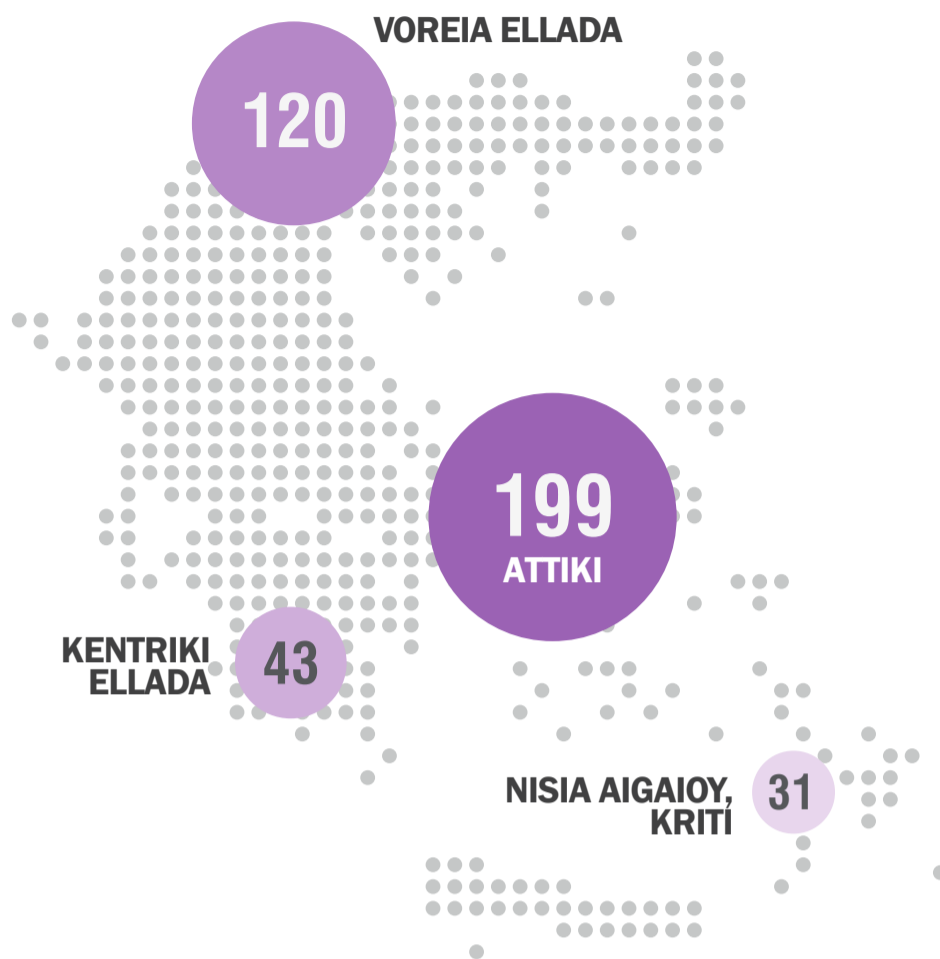


8

NOT SPECIFIED



BY NUTS 1 REGIONS



ADOPTEEES

(legal status of biological parents)

CHILDREN
OUT OF
WEDLOCK




212

CHILDREN
IN WEDLOCK



111

NOT SPECIFIED



70



BY AGE (age groups)

10

NOT SPECIFIED

227

≤5

60

6-10

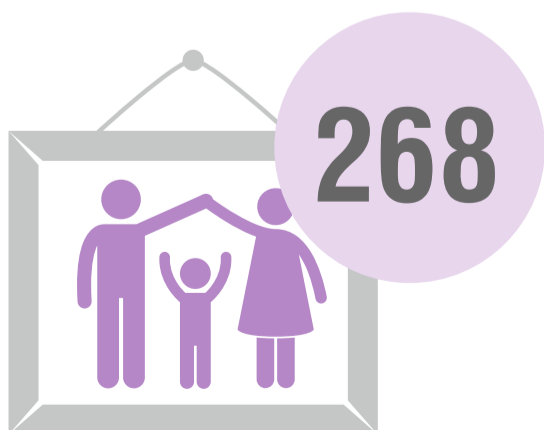
27

11-18


69

≥19


ADOPTIVE PARENTS




MARRIED COUPLE



SINGLE PARENT
FAMILY



HUSBAND/WIFE OF THE
BIOLOGICAL PARENT



NOT SPECIFIED



infographic
ELSTAT

Source: National Centre for Social Solidarity (EKKA) / 1 November 2018