

SECONDARY GENERAL EDUCATION, 2016 - 2017*

LOWER SECONDARY SCHOOLS

1,823

38,411

162,503 + 150,627 = 313,130



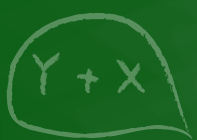
1,725 PUBLIC

98 PRIVATE

TEACHING STAFF

BOYS

GIRLS



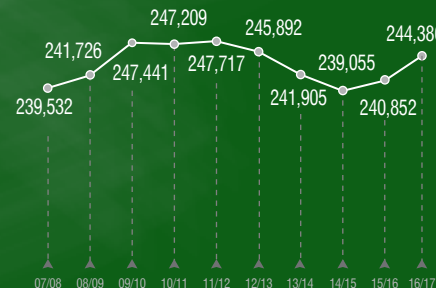


1 TEACHER: 8.2 PUPILS

UPPER SECONDARY SCHOOLS

1,348

23,822

115,937 + 128,449 = 244,386



1,255 PUBLIC


93 PRIVATE

TEACHING STAFF

BOYS

GIRLS

1+3=4

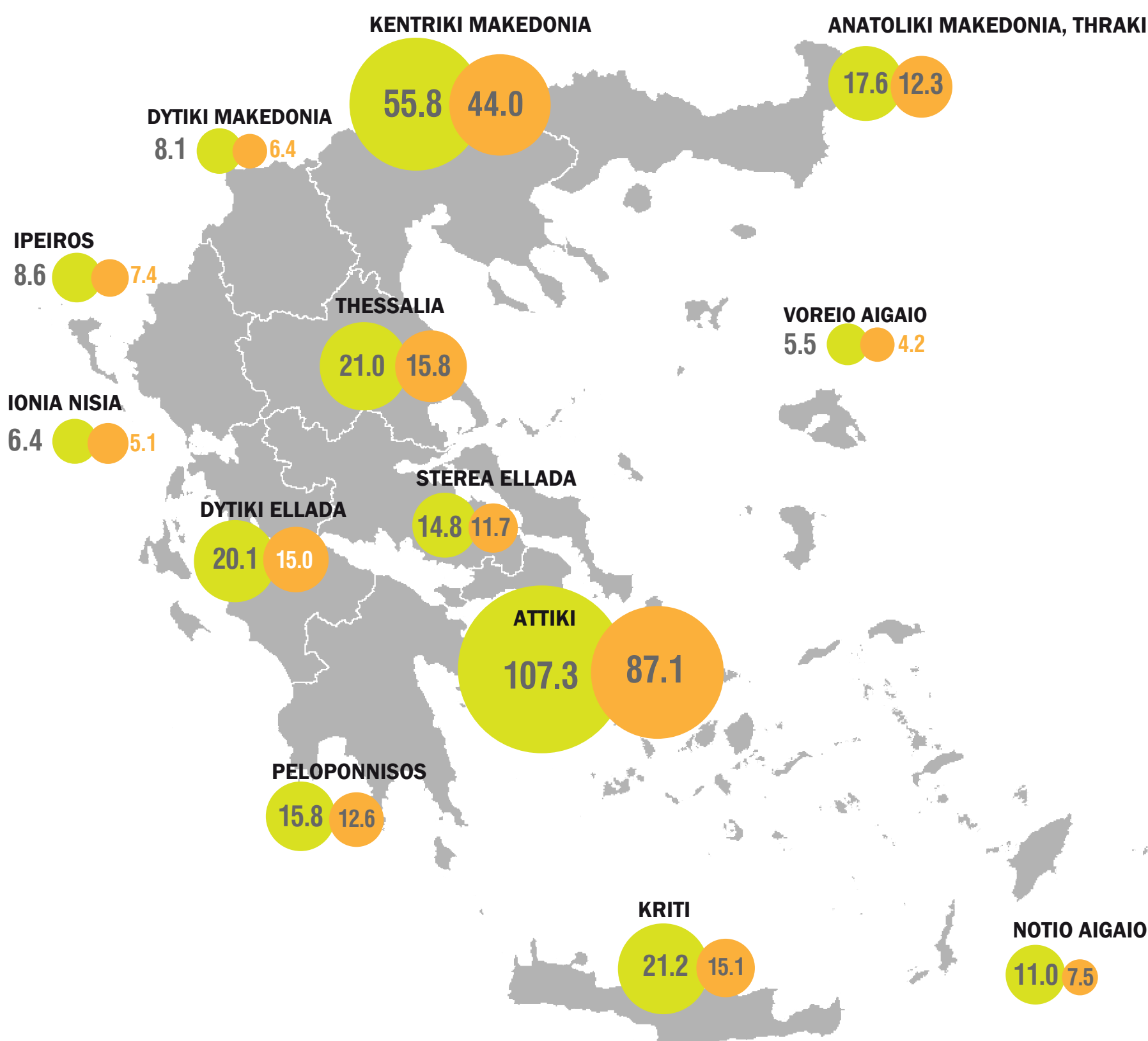


1 TEACHER: 10.3 PUPILS

* Ecclesiastical secondary education schools and Second Chance schools are not included.

PUPILS ENROLLED

by NUTS 2 Region (in thousands)



* Ecclesiastical secondary education schools and Second Chance schools are not included.