


SEA FISHERY SURVEY BY MOTOR-PROPELLED VESSELS, 2017

FISHING VESSELS OF OPEN SEA FISHERY

BOTTOM OTTER TRAWLS
246


PURSE SEINES
239



FISHING VESSELS OF INSHORE FISHERY

BEACH SEINES
231

OTHER FISHING GEARS
14,059



EUROPEAN ANCHOVY
13,033



2017/2016
+12.7%

MAIN SPECIES OF CATCHES, 2017

(in tonnes)


EUROPEAN PILCHARD (=SARDINE)
12,675



2017/2016
+16.4%

EUROPEAN HAKE
3,962

2017/2016
+7.2%



TOTAL
77,114.3
tonnes

VALUE
249,213.4
euro

SHRIMPS AND PRAWNS
3,712



2017/2016
+9.6%

COMMON SPINY LOBSTER
73




2017/2016
-25.8%

MARINE CRABS
2,689




2017/2016
-5.2%

SWORDFISH
461



2017/2016
-17.8%

COMMON OCTOPUS
2,741



2017/2016
-17.4%



2017/2016
-48.1%


ALBACORE
639

EUROPEAN SQUID
641




2017/2016
+23.4%

MEDITERRANEAN MUSSEL
84



2017/2016
+18.7%

% CATCHES BY TAXONOMIC GROUP



QUANTITY OF CATCHES BY MAIN SPECIES

(in tonnes)

